




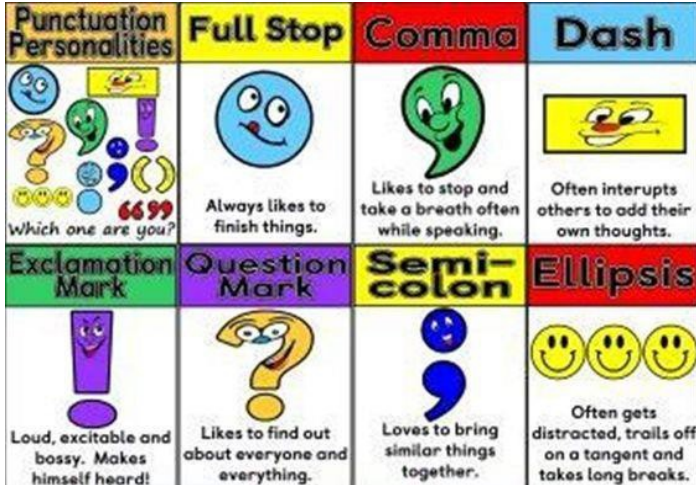






# The Winchester School

## Year 4 Family Learning Newsletter -September 2023



Area of learning	Focus	Home activities/How can you help your child at home	Useful website
Literacy	<p><b>Spelling:</b> <b>Lesson Objective:</b></p> <ul style="list-style-type: none"> <li>To add the suffixes 'anti' and 'auto', 'anti' stands for 'against' and 'auto' stands for 'self' or 'own.'</li> <li>To spell words with the <u>/k/</u> sound as <b>ch</b></li> <li><b>Rule:</b> Sometimes words that have the <b>k</b> sound are spelled with a <b>ch</b></li> </ul> <p><b>Punctuations:</b></p> <ul style="list-style-type: none"> <li>To use joined handwriting except where other special forms are required.</li> <li>To use basic punctuations to mark grammatical boundaries like commas and full stops are used to join and separate clauses; to identify in their writing which is more effective.</li> </ul> <div>     </div>	<p><b>Talk and</b> encourage the children to do the following: <b>Discuss</b> the rules for different spellings as mentioned in the FLN.</p> <p>While reading books encourage your child to make note of new words and their spellings especially by adding the suffixes sensibly.</p> <p>Punctuations</p> <p>Discuss the importance of using Punctuation marks and how it can be used in different ways. <b>For example,</b> Comma can separate a list of actions E.g.: "<b>He hit the ball, dropped the bat, and ran to first base.</b>" Encourage them to make a sentence using the words from the spelling list using suitable punctuation marks.</p> <div>  </div> <p><b>Encourage your child</b> to become aware of different parts of speech and their usage in writing.</p>	 <p><a href="#">Spelling</a></p> <p><a href="#">Practice</a></p> <p><a href="#">words-with-ch-pronounced-k-video</a></p> <p><a href="#">Punctuation Games</a></p> <p><a href="#">Punctuations Games 1</a></p> <p><a href="#">Grammar</a></p> <p><a href="#">Practice</a></p> <p><a href="#">Grammar</a></p> <p><a href="#">Gorillas</a></p> <p><a href="https://www.bbc.co.uk/bitesize/topics/zwwp8mn">https://www.bbc.co.uk/bitesize/topics/zwwp8mn</a></p>



- To be able to identify and parts of speech in writing.
- To write different types of sentences.
- To explore phrases and clauses.

**Text Level: Thrill City/ The Eagle & the Turtle**

**Pupil Bool 4:**

**Comprehension:**

**Unit 1: Page4;**

**Unit6: Page 19.**

**Students read and infer from the texts mentioned.**

**Novel: Charlie and The Chocolate factory**

To read and understand the Novel from the author's point of view.

- To identify the purpose of the text.
- To make predictions about the next part of the story.

To talk about what the character is feeling from the writer's choice of words.

To respond to the text.

**Big Write Topics: Descriptive Writing and Character Analysis**

Through interactive games help the children revise the use parts of speech, different types of sentences and explore phrases and clauses.

### Parts of Speech

Part of Speech	Function	Example Words	Example Sentence
noun	person, animal or thing	dog, pen, England, man, carrot, Tom	Affan lives with his dog and cat in London.
verb	action, state or occurrence	have, happen, be, bring, read, walk, dance	Jane must study hard and learn well.
adjective	describes a noun	beautiful, big, red, fruity, interesting	The little girl loves her old, ragged doll.
pronoun	replaces a noun	I, you, he, she, we, they, it, some	She went to the shops with him. They had fun.
adverb	describes a verb, adjective, adverb, etc.	slowly, happily, incredibly, truly, kindly	Alice and Jim sometimes run quickly together.
preposition	links a noun to another word	down, from, into, like, near, on, under, up	My dog is lying down next to me on the floor.
conjunction	joins words, phrases or clauses	for, and, but, or, yet, so, nor	I like bears and lions, but I don't like cats or dogs.
interjection	word or short phrase that conveys emotion	oh, ouch, hey, well, um, huh, ugh, help!	Ouch! That hurt. Oh no, I tore my jeans too. Oops!
determiner	introduces a noun	that, my, these, his, a couple, the	The boy supported his local team.

Encourage your child to read Fiction.

**Story Telling: Become a storyteller** and ask questions related to characters, their feelings, different settings and the plot of the story.

**Explore the book cover of the novel.** Show the front cover of the novel, 'Charlie and the Chocolate factory'. Start a discussion with your child about the novel ask if

<https://www.brainpop.com/games/sortifypartsofspeech/>

<https://www.education.com/games/parts-of-speech-sorting/>

<https://mrswarnearlington.weebly.com/types-of-sentences.html>

<https://www.bbc.co.uk/bitesize/articles/z7b3trd>

Character Analysis

<https://www.youtube.com/watch?v=Uy-qquRrYY>  
(Descriptive Writing- using the 5 senses)


<https://www.roalddahlfans.com/fun-stuff/trivia-quizzes/charlie-and-the-chocolate-factory-quiz/>

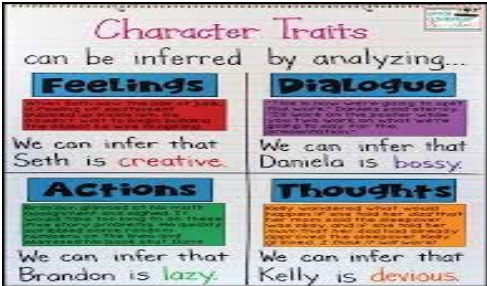

<https://www.roalddahlfans.com/fun-stuff/trivia-quizzes/charlie-and-the-chocolate-factory-quiz/>



# The Winchester School

Year 4 Family Learning Newsletter -September 2023




		<p>he/she has read it before/seen the film/ Together make predictions of what could the story be? <b>Discuss</b> the use of language by the author and check children's understanding of the language. <b>Ask</b> questions with reference to the text. <b>STREAM BASED ACTIVITY:</b> Make a model of Willy Wonka's chocolate factory using recycled material.</p> <p><b>Talk</b> about the characters portrayed in the novel. <b>Discuss the way the author has presented this character:</b> Looks at some of the words/phrases that the authors have used to describe Charlie's feelings and senses as he waits outside the famous chocolate factory. Model how to turn these into similes and full sentences.</p> <p><b>Types of Stories Genre:</b> Introduce your child to classic fiction/novels like Charlie and Chocolate Factory. Discuss the setting, characters, plot, and author's use of descriptive language.</p> <p><a href="https://wonka.fandom.com/wiki/The_Chocolate_Room">https://wonka.fandom.com/wiki/The_Chocolate_Room</a> Together explore the characters and analyze the different ways the author has portrayed them. Discuss the importance of appreciation and gratitude with your child and encourage the students to write notes of appreciation to friends, families, community helpers, teachers. Encourage your child to share thoughts on equality and appreciation. Discuss the importance of these moral values and how it can be applied in real life.</p>	
			
Numeracy	Read, write and order four-digit numbers.	<p><b>Talk</b> to your child about the place value in a 4-digit number and how to order these numbers. <b>Share</b> the concept behind putting numbers in order as thousand (Th), hundred (H), Tens(T) and ones(O) <b>Encourage</b> your child to note down numbers of four different cars and put them in order. Put in order four-digit numbers and use the &lt; and &gt; signs.</p>	<p><b>Place value</b></p>  <p><a href="https://www.snappymaths.com/year4/y4number/y4number5.htm">https://www.snappymaths.com/year4/y4number/y4number5.htm</a></p>



# The Winchester School

## Year 4 Family Learning Newsletter -September 2023



To read and write Roman Numbers up to 100.

### Addition and Subtraction

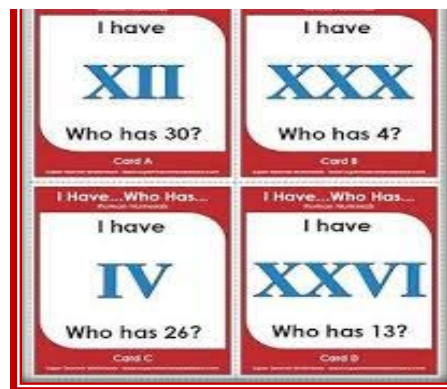
To add and subtract three-digit numbers mentally.

**Talk** to your child about the history of numbers and Roman Numbers. Tell them that the numeral system changed to include the concept of zero and place value. Ask them to observe the numbers written in some wall clocks.

**Share** how different roman numbers look like and how a very large number is written using one symbol and a small number is written using many symbols.

**Encourage** your child to find the fun facts and rules of writing roman numbers.

## CHALLENGE



Talk and practice with your child adding and subtracting three-digit numbers mentally, work out sums and differences of multiples of 100 and 1000.

Share with your child the different facts. Tell them we are a fact family. There are three members in our family, their names are 500, 400, and 900. We can do four things together --

$$500 + 400 = 900$$

$$400 + 500 = 900$$

$$900 - 500 = 400$$

### Roman



### Numbers

### i-Pad applications:

### Roman Numerals

Click the link given above, click play, then select Roman Numerals, and then start your game. All the best!


### Addition

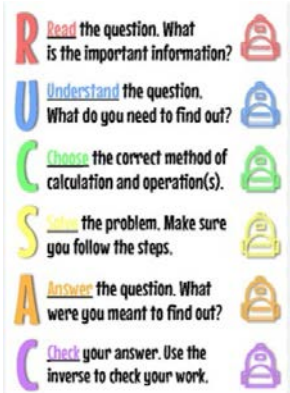
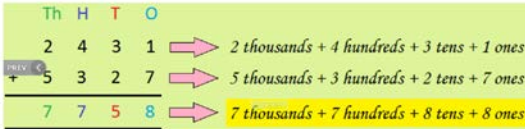
### Addition Games

### Subtraction

### Addition and Subtraction






	<p>To work out sums and differences of multiples of 100 or 1000.</p> <p>To write formal written method of columnar method of addition subtraction.</p> <p>To write 2-step problems in contexts, deciding which operations and methods to use and why.</p> 	<p><math>900 - 400 = 500</math></p> <p>Step 1: Arrange the number in columns of thousands, hundreds of tens and ones.  Step 2: Add ones.  Step 3: Then add tens.  Step 4: Then add hundreds.  Step 5: At last, add thousands.  (ii) Add 6132 and 3425.</p>  <p>Challenge</p> <div> <p>During a normal day, there are 280 planes taking off from the airport, but the airport is a lot busier during Christmas. During the Christmas holidays, about 336 planes take off every day from the airport.</p> <p>1. During the Christmas holidays, the airport opens 12 hours during each day, how many planes take off from this airport in each hour?</p> </div>	<p>I-Pad applications:</p> <p>Addition and Subtraction</p> <p>Click the link given above, click play, then select Addition and Subtraction and then start your game. All the best!</p>
Science	<p>To revisit the steps of investigation.</p> <p><b>ANIMALS INCLUDING HUMANS Digestive System</b></p>	<p><b>Talk</b> about the importance of fair test in an investigation.  <b>Share</b> how scientific methods are used in everyday life. For example: Is the coffee too hot to drink now?</p> <p><b>Encourage</b> them to use scientific methods in everyday life to find solutions to problems.</p>	<p><a href="https://www.youtube.com/watch?v=qAJ8IF4HI20">https://www.youtube.com/watch?v=qAJ8IF4HI20</a></p> <p><a href="#">Easy At-Home Science Experiments for Kids (parents.com)</a></p> <p><b>Exploring the Digestive System:</b></p>



# The Winchester School

## Year 4 Family Learning Newsletter -September 2023






	<p>To describe the importance of the Human Digestive system.</p> <p>To explain the functions of the Human Digestive system.</p> <p>To explore the different types of teeth and their functions.</p>	<p><b>Encourage</b> them to find information about the time various types of food takes to digest and what nutrients they provide to the body.</p> <p><b>Talk</b> about each organ in detail of the digestive system and their role or function in digesting food.</p> <p><b>Encourage</b> them to question the necessity of the digestive system. What is the importance of each organ in the digestive system?</p> <p><b>Talk</b> about the importance of teeth, types of teeth and the structure of a tooth.</p> <p><b>Share</b> the right practices to care for your teeth. <b>Encourage</b> them to read about the effects aerated drinks, sweets and smoking have on teeth.</p> <p><b>Encourage</b> them to find out about various professions related to the topics, new inventions made in those fields.</p>	<p><a href="https://www.youtube.com/watch?v=SD8kLAD1jnA">https://www.youtube.com/watch?v=SD8kLAD1jnA</a></p> <p><a href="#">How your digestive system works - Emma Bryce - YouTube</a></p> <p><a href="https://www.youtube.com/watch?v=ZBZWgrfZFbU">https://www.youtube.com/watch?v=ZBZWgrfZFbU</a></p> <p><a href="#">Digestive System for Kids - Science for Kids (sciencewithme.com)</a></p> <p><b>Teeth:</b></p> <p><a href="#">Fun Tooth Facts for Kids - Interesting Information about Human Teeth (sciencekids.co.nz)</a></p> <p><a href="#">Types of teeth - The Children's University of Manchester</a></p> <p><a href="#">All about teeth</a></p>
<b>Humanities History</b>	<p>To learn about where the Romans came from and how the city of Rome became the center of a huge empire.</p> <p><b>Key Vocabulary:</b></p> <p>Roman, empire, emperor, chronology, monarchy, citizen, republic, legend, trade, conquered,</p>	<p><b>History</b></p> <p><b>Talk</b> to your child about how to use historical sources to answer questions about the past.</p> <p><b>Share</b> with your child an awareness of the Roman Empire and its impact on Britain.</p> <p><b>Encourage</b> your child to develop the appropriate use of historical terms.</p>	<p><a href="https://youtu.be/b9bcohq5TGk">https://youtu.be/b9bcohq5TGk</a></p> <p><a href="#">Roman Empire - Height and decline of imperial Rome   Britannica</a></p>



# The Winchester School

Year 4 Family Learning Newsletter -September 2023



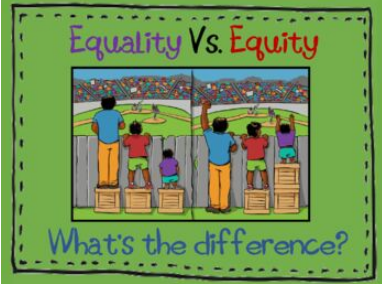
	evidence, source, historian		
<b>UAE Social Studies</b>	<p><b>1. Landforms</b></p> <p><b>2. Bodies of Water</b></p>	<p><b>Talk</b> with your child about the different landforms and bodies of water they have visited during their holidays.</p> <p><b>Encourage</b> your child to describe the landforms and bodies of water.</p> <p><b>Share</b> with your child how these landforms and bodies of water are used</p>	<p><a href="https://www.youtube.com/watch?v=wQnCyCAF_BY">https://www.youtube.com/watch?v=wQnCyCAF_BY</a>  <b>Vocabulary:</b> landform, mountain, valley, plain, desert, island</p> <p><a href="https://www.youtube.com/watch?v=bNWuQD7QHbc">https://www.youtube.com/watch?v=bNWuQD7QHbc</a>  <b>Vocabulary:</b> Ocean, lake, river, waterfall, oasis</p>
<b>ICT</b> Microsoft Word-Word Processing	To create well formatted reports, newsletters, time table or a logo in MS Word by using textboxes, columns option, tables and formatting options.	Creative thinking, Organizational Skills, Encourage your child to explore on the features in Word and create class timetable, newsletter reports	<a href="https://edu.gcfglobal.org/en/word/#">https://edu.gcfglobal.org/en/word/#</a>
<b>Moral Education</b>	<p>To know and accept each other as part of a group.</p> <p><b>1. Understanding Equality</b></p> <p><b>2. Equity and Equality</b></p>	<p><b>Share</b> with your child the meaning of equality.</p> <p><b>Talk</b> with your child about the importance of equality.</p> <p><b>Encourage</b> your child to identify equity and equality and apply it in real life situations.</p>	




# The Winchester School

# Year 4 Family Learning Newsletter -September 2023




			
<b>Music Year 4 (Mr. Kiko)</b>	Learning how to play the recorder using notes	Let the child practice at home, even though there will be squeaking. Be an audience. But it is better also check if the child is holding the recorder properly.	<a href="https://www.youtube.com/watch?v=qF8HVQ96McQ&amp;t=25s">https://www.youtube.com/watch?v=qF8HVQ96McQ&amp;t=25s</a>
<b>Music Year 4 (Mr. Sunil)</b>	Learning how to play the song "Happy birthday" on recorder	Let the child practice at home, even though there will be squeaking. Be an audience. But it is better also check if the child is holding the recorder properly.	1. Identify the notes in the recorder with the backing track <a href="#">B.A.G. Medley - RECORDER - YouTube</a>
<b>Music Year 4 (Mr. Joyson)</b>	Learning how to play the recorder using notes G A B	Let the child practice at home, even though there will be squeaking.	2. <a href="#">(22) VMM Recorder Song 3: Au Clair de la Lune - YouTube</a>
<b>Physical Education</b>  <b>WEEK 1 &amp; Activity -1</b>	<b>Volleyball/Under-arm Pass:</b>  Students will be learning to develop the range and consistency of underarm pass.	Talk and encourage the children to do the following:	<b>Useful sites:</b>  <a href="https://www.youtube.com/watch?v=5wqYUIQpYX0">https://www.youtube.com/watch?v=5wqYUIQpYX0</a> <a href="https://www.youtube.com/watch?v=wmgT_Pi91S8">https://www.youtube.com/watch?v=wmgT_Pi91S8</a> <a href="https://www.youtube.com/watch?v=jjgmALOS70s">https://www.youtube.com/watch?v=jjgmALOS70s</a>





### WEEK 2 & Activity 2




#### Volleyball/Overhead Pass:

Students will be learning to develop the accuracy of overhead pass.



#### Volleyball/Underarm service:


Students will be able to understand how to perform Under arm servicing skills.



#### Volleyball/Game play:

Encouraging Children to take part in Volleyball Games, practicing more time with pair to become master in passing skill in volleyball Game.

Talk and encourage the children to do the following:



#### Useful sites:

[https://www.youtube.com/watch?v=K9X\\_wB1Yu84](https://www.youtube.com/watch?v=K9X_wB1Yu84)

<https://www.youtube.com/watch?v=GX49gLs6piU>

<https://www.youtube.com/watch?v=d1mWjl3D0dg>




Students will learn how to play a game with basic rules & will be able to understand of the game.



Encouraging Children to take part in Volleyball Games, practicing more time with wall return passing or with partner practices to become master in overhead passing skill in Volleyball Game.

Talk and Encourage the children to do the following:



Encouraging Children to take part in Volleyball Games, practicing more time with wall return servicing, individual or with partner practices to become master in servicing skill in Volleyball Game.

### Useful sites:

<https://www.youtube.com/watch?v=iGQUk9W5zJI>


<https://www.youtube.com/watch?v=E65rysfSWNQ>

<https://www.youtube.com/watch?v=cQphNPC0Z3s>

### Useful sites:

<https://www.youtube.com/watch?v=Qc4xzwAbGdQ>

<https://www.youtube.com/watch?v=Sxag-kynFFM>



Talk and Encourage the children to do the following:



Encouraging Children to take part in Volleyball Games, watching the game on YouTube to understand the compete level between the two teams in a volleyball match.

### Arabic for Arabs

#### التمييز بين الجملة والتركيب :

أن يميز التلميذ بين الجملة والتركيب .  
أن يستخدم التلميذ جملاً وتراكيباً .

#### نشيد أنت الوطن :

أن يحدد التلميذ الفكرة الرئيسة  
والأفكار الفرعية .  
أن يدعم التلميذ رأيه بأدلة من النص .

أن يميز التلميذ بين الشعر والنثر .

#### أمير الجمل الصغير :

أن يقرأ التلميذ النص قراءة سليمة .

أن يحدد التلميذ الفكرة الرئيسة  
والأفكار الفرعية .

أن يحلل التلميذ بنية النصوص  
القصصية وأفعالها .

#### حروف تلفظ ولا تكتب :

يساعده في قراءة إحدى القصص وتحديد عناصرها.

يساعده في وصف الشخصيات من حوله .

جمع صور من المحيط الذي حوله ووصفها مستخدماً حروف تلفظ ولا  
تكتب وأقسام الكلام.

البحث عن شواهد شعرية وتحديد أقسام الكلام بها .

يمكن لولي الأمر الدخول من خلال الرابط المرفق لموقع قناة اللغة  
العربية والتربية الإسلامية الخاص بمدرسة ونشستر ومتابعة التسجيلات  
الخاصة بالدروس ومشاركتها مع التلميذ وتدوين ما تعلمه في دفتره  
المدرسي.

#### منصة عصافير للقراءة

قناة اللغة العربية والتربية الإسلامية بمدرسة  
ونشستر



# The Winchester School

Year 4 Family Learning Newsletter -September 2023



	<p>أن يكتب التلميذ كلمات بصرية تحوي حروف تلفظ ولا تكتب. أن يصيغ التلميذ فقرة مستخدمًا حروف تلفظ ولا تكتب .</p>		
<p><b>Arabic for Non-Arabs</b></p>	<p><b>( المدرسة ) The school</b> To create sentences about the school. To design a mind map about the school. To use the exclamatory style with the school. To create a dialogue about the school. To compare between his/her school and different school. To create a paragraph about the school. To express his/her opinion in the school. To analyse a text about the school.</p>	<p>Encourage your child to memorize his/her new vocabulary about the new topic (the school) from the Arabic notebook and textbook. Talk to your child about school. Ask your child about his opinion regarding his/her school. Go through the links on the Arabic and Islamic YouTube Channel so that you can help your child learn more at home about the topic.</p>	<p><a href="#">Asafeer reading platform</a>  <a href="#">Arabic and Islamic YouTube Channel</a></p>
<p><b>Islamic for Arabs</b></p>	<p><b>سورة البروج :</b> أن يميز التلميذ بعض أحكام التجويد . أن يوضح التلميذ المعنى العام للسورة . <b>آداب المنزل :</b> أن يعدد التلميذ آداب المنزل. أن يستنتج التلميذ آداب المنزل من القرآن والسنة . <b>بدء الدعوة الإسلامية</b> أن يحدد التلميذ بداية الدعوة الإسلامية. أن يستنتج التلميذ الدروس المستفادة من دعوة الرسول صلى الله عليه وسلم. أن يحدد التلميذ أوائل المسلمين .</p>	<p>مساعدة الابن في البحث عن آيات قرآنية تدل علي آداب المنزل. مساعدة الابن في البحث عن أحاديث نبوية شريفة تحثنا علي حسن الخلق . حث الابن على تطبيق آداب المنزل في حياته.</p> <p>يمكن لولي الأمر الدخول من خلال الرابط المرفق لموقع قناة اللغة العربية والتربية الإسلامية الخاص بمدرسة ونشستر ومتابعة التسجيلات الخاصة بالدروس ومشاركتها مع التلميذ وتدوين ما تعلمه في دفتره المدرسي</p>	<p><a href="#">قناة اللغة العربية والتربية الإسلامية بمدرسة ونشستر</a></p>





<b>Islamic for Non- Arabs</b>	<p><b>The patience of the Prophet.</b> To cite examples indicating the patience of the Prophet. To explain the benefits of patience with Allah.</p> <p><b>Surat Al-Inshiqaq.</b> To recite the holy verse properly and correctly. To compare between the reward of the obedient and disobedient on the Day of Judgment.</p> <p><b>The Moral of righteous.</b> To explain the overall of meaning of the Hadith. To infer that good deeds, erase bad one. To conclude the benefits of Taqwa (piety).</p>	<p>Share with your child the concept of patience in Islam. Talk with your child about the benefits of patience with Allah. Share the given link with your child and practice reciting the holy verse properly and correctly. Talk with your child about the reward the reward of the obedient and disobedient on the Day of Judgment. Share with your child the hadith of Prophet Mohamed about the Morals of righteous. Infer with your child the deeds that erase bad one. <b>Go</b> through the links on the Arabic and Islamic YouTube Channel so that you can help your child learn more at home about the topic.</p>	<p><a href="#">Arabic and Islamic YouTube Channel</a></p>
---------------------------------------	--	--	---