



The Winchester School

Family Learning Newsletter-Year 5- September 2023



Area of Learning	Focus	Home activities / How can you help your child at home	Useful Websites
Literacy	<p>Spellings:</p> <p>To explore the prefixes: 'de', 'em', 'fore' and 'en'.</p> <p>To explore the suffix: '-ion', '-ery', '-ence' and '-er/or'.</p> <p>Grammar:</p> <p>To explore abstract nouns and personal pronouns</p> <p>To explore different types of modal verbs and adverbs.</p> <p>To explore different types of adjectives</p>	<p>Learn and practice writing spelling lists no. 1 and 2 in the SPAG Workbook.</p> <p>Affixes Group of letters attach before and after the root word. un+accept+able= unacceptable (root word) Prefixes A group of letters placed before the root word. Suffixes A group of letters placed after the root word.</p> <p>Talk and Encourage the children to do the following:</p> <p>Discuss, the use of abstract nouns and personal pronouns. Discuss how adjectives are used in sentences to describe nouns.</p> <p>Ask, the child to refer to a range of texts and spot varied types of abstract nouns, personal pronouns, modals and adjectives. Click on the given links to understand more about abstract nouns, personal pronouns, adjectives and phrases and clauses.</p> <p>Practice, the use of abstract nouns, adverbs and adjectives in writing and speaking. Encourage them to practice the use of adjectives in sentences/text using the link given in the next column. Identify the different types of adjectives used in sentences.</p>	<p>Prefixes and Suffixes:</p> <p>https://www.liveworksheets.com/qv2486132yh</p> <p>https://www.liveworksheets.com/cf1886715as</p> <p>https://performdigi.com/conjunctions-for-class-6/</p> <p>https://grammarvocab.com/adjective-and-its-types/</p> <p>https://www.thesaurus.com/e/grammar/what-are-the-types-of-adjectives/</p> <p>(81) Parts of Speech for Kids: What is an Adjective? - YouTube</p> <p>Amazing Adjectives Worksheet Education.com</p>


MODAL VERBS in ENGLISH


WILL willingness, certain prediction or promise	WOULD request, invitation or making arrangements
MAY permission or future possibility	MIGHT present or future possibility
CAN ability or request	COULD past ability, suggestion, future possibility
MUST necessity or obligation	OUGHT TO what's right and correct
SHALL offer or suggestion	SHOULD advice or uncertain prediction



The Winchester School

Family Learning Newsletter-Year 5- September 2023



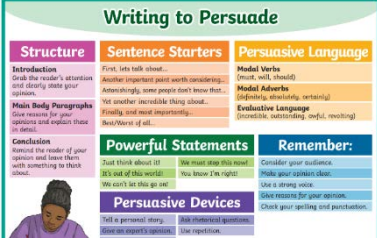
			<p>(81) <u>CLAUSE vs PHRASE</u> 🧐 <u> What's the difference? </u> <u>Learn with examples & quiz! - YouTube</u></p> <p><u>Clauses and Phrases </u> <u>Grammar Rules</u> <u>(grammarbook.com)</u></p> <p><u>Phrases and Clauses Quiz</u> <u>(grammarwiz.com)</u></p>
Reading	<p>Text Level: <i>The Butterfly Lion – Michael Morpurgo:</i> To explore the idea of a significant author by collecting information on Michael Morpurgo and his style of writing. To explore the aspects of author's writing style by comparing themes, characterization and settings from different books by the same author. To analyze the importance of blurbs and how it influences the reader to choose the books. To plan and write an alternative opening for a familiar story using Michael Morpurgo's writing style. To explore and discuss characterization in "The Butterfly Lion"</p>	<p>Encourage your child to read books of Michael Morpurgo. Get them to understand the writing style of the author. Read other books like "War horse", "Private Peaceful", "Running Wild"</p> <p>Click on the above links and read books of Michael Morpurgo. http://michaelmorpurgo.com/allbooks</p> <p>Discuss and share alternative openings and endings with the child. Encourage them to use their creativity and attempt the story in Michael Morpurgo's style.</p> <p>Encourage your child to draw, label or note a few words or phrases to describe their characters and settings.</p> <p>Skimming, scanning, inference and predictions are the key techniques to respond to the text. Help your child to read and understand the passages using the above techniques.</p>	<p><u>Michael Morpurgo</u></p> <p><u>Meet Children's Laureate</u> <u>Sir Michael Morpurgo </u> <u>BookTrust</u></p> <p><u>(81) Michael Morpurgo -</u> <u>The Butterfly Lion -</u> <u>Reading - YouTube</u></p> <p><u>Reading Strategies</u></p> <p><u>https://www.butte.edu/departments/cas/tipsheets/readingstrategies/skimming_scanning.html#:~:text=Skiimming%20and%20scannin</u></p>



The Winchester School

Family Learning Newsletter-Year 5- September 2023






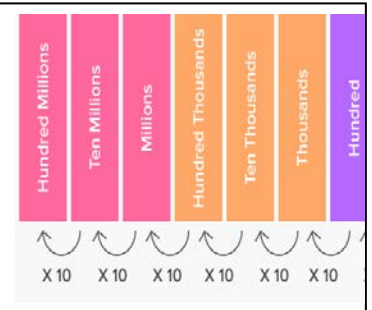
<p>Skills Based Learning:</p> <p>Skimming and Scanning / Retrieval</p> <p>Lesson Objective:</p> <p>To analyse the text and retrieve answers.</p> <p>To skim and scan the text.</p> <p>Reading Comprehension –</p> <p>Unit 11 – From A Railway Carriage by R. L. Stevenson</p> <p>To analyse the text and retrieve answers.</p> <p>To predict and interpret the events from the given comprehension</p> <p>Text Level:</p> <p>Persuasive Writing:</p> <p>Explore the features and elements of persuasive text.</p>	<p>Explore reading comprehension passages online and try to retrieve answers with the child.</p> <p>Encourage your child to practise revision sheets online in the given links.</p> <p>Help your child to read and understand the passages using the above techniques.</p> <p>Explore reading comprehension passages online and try to retrieve answers with the child.</p> <p>Encourage your child to practise revision sheets online in the given links.</p> <p>Discuss the main elements of persuasive writing</p> <p>Ask questions with reference to the language features and structure of persuasive writing</p> <p>Encourage children to explore different forms of Persuasive text – letters, posters, advertisements, brochures, leaflets, etc.</p> <p>Discuss the main events from the comprehension by applying various skills of comprehension.</p> <p>Ask questions with reference to the text.</p> <p>Encourage the children to predict the events and provide reasoned justification for their views.</p>	<p>Writing to Persuade</p>  <p>g%20are%20reading,order%20to%20find%20specific%20facts.</p> <p>https://emedia.rmit.edu.au/learninglab/content/skimming-and-scanning</p> <p>https://www.utc.edu/enrollment-management-and-student-affairs/center-for-academic-support-and-advisement/tips-for-academic-success/skimming</p> <p>http://www.primaryresources.co.uk/english/english.htm</p> <p>https://www.everyschool.co.uk/english-key-stage-2-comprehension-2.html</p> <p>https://www.wikihow.com/Write-Persuasive-Letters</p> <p>https://www.grammarly.com/blog/persuasive-writing/</p>
--	---	---



The Winchester School

Family Learning Newsletter-Year 5- September 2023



	<p><u>Reading Comprehension -</u> <u>Unit 7 – Noisy Neighbour</u></p> <p>To draw inferences from text. To explain word meanings, predict information, events or ideas from text.</p> <p>To justify evidence from the given information in the text.</p>		<p>https://www.teachstarter.com/au/teaching-resource/persuasive-writing-simple-language/</p>
<p>Numeracy</p>	<p>To read, write, order and compare numbers to at least 1 000 000 and determine the value of each digit.</p>  <p>Place Value</p>  	<p>Share this activity: Students take turns rolling the die. On his turn, a student rolls and writes his number on the piece of paper to the left of any existing numbers. He then reads the number on the page. Players take turns rolling and adding numbers to one already on the paper, watching the number “snake” grow with each turn. With each turn the number becomes longer and students must read the entire number.</p> <p>Play this fun and simple game, simply remove the face cards, jokers and 10's from a set of playing cards. Pairs shuffle the deck and place it in the center. Each student draws 2 cards and arranges the digits to build the greatest number possible. The player who can build the greatest number takes all 4 cards. Both players are required to say the number they build out loud. In the case of a tie, both players leave those cards and redraw 2 cards each. The player with the greatest numbers takes all 8 cards.</p>	 <p>http://www.math-play.com/Place-Value-Millionaire/place-value-millionaire-game_html5.html</p> <p>https://mathsframe.co.uk/en/resources/resource/59/itp-beadsticks</p>



The Winchester School

Family Learning Newsletter-Year 5- September 2023



To interpret negative numbers in context, count forwards and backwards with positive and negative whole numbers, including through zero.



To round any number up to 1 000 000 to the nearest 10, 100, 1000, 10 000 and 100 000.



To add and subtract whole numbers, including using formal written methods and add/subtract numbers

Share and talk to your child about the real life use of integers. For e.g. Temperature can be (- 2,-10, 23, 25 degrees), checking accounts, in business profits and loss.



Share with your children rounding means making a number **simpler** but keeping its value close to what it was.

Talk to your child about approximate eg, diameter of the earth at the equator is 12,756 kilometers. That's not an easy number to remember but if someone asked you what the approximate distance you could probably remember that it's about 13,000 kilometers

Share and talk about the amount of money spent on a trip to a supermarket. Ask your child what is the actual cost of items? How does this compare to your estimate? When you

expanded form

Conversion

https://www.liveworksheets.com/worksheets/en/maths/Positive_and_Negative_numbers/Integers_ua1494872rg

https://www.liveworksheets.com/worksheets/en/Math/Positive_and_Negative_Number_Lines_ka2448674fa

Rounding



<https://www.mathnook.com/math/math-dog-rounding-nearest-1000.html>



The Winchester School

Family Learning Newsletter-Year 5- September 2023




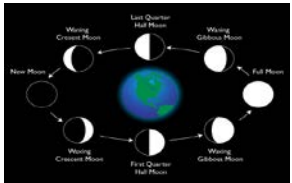
	<p>mentally and solve addition and subtraction multi-step problems.</p> <p>Challenge Yourself!</p> 	<p>pay for the items, will you get change back? Count the change with your child to make sure the change is correct.</p> <p>You are arranging 700 plants in a rectangular garden with the same number of plants in each row. How many ways can you arrange the garden?</p>	 <p>Addition /Subtraction</p> <p><u>addition and subtraction interactive</u></p> <p><u>addition and subtraction with money</u></p>
Science	<p>Scientific skills</p> <p>To revisit the steps of investigation.</p> <p>Earth, Sun and Moon -</p> <p>To compare sizes and give evidence that the Earth, Sun and Moon are spherical in shape.</p> <p>To describe the two types of motion of the earth - Rotation and Revolution</p>	<p>Talk about the importance of fair test in an investigation.</p> <p>Share how scientific method is used in everyday life. For example: Is the coffee too hot to drink at the moment?</p> <p>Encourage A visit to a planetarium or observatory with your child.</p> <p>Discuss: Sunrise and sunset show that Sun is sphere in shape</p> <p>Discuss: Find out some countries in Southern hemisphere. Find out from a friend or relative living there (Southern hemisphere) what season they have when we have summer and winter.</p>	<p>Steps of investigation https://www.youtube.com/watch?v=qAJ8IF4HI20</p> <p>Earth is round https://crosstalk.cell.com/blog/seven-ways-to-prove-earth-is-round</p> <p>Rotation and revolution https://youtu.be/cDed5eXmngE</p>



The Winchester School

Family Learning Newsletter-Year 5- September 2023



	<p>To explore the four seasons and describe why they happen each year.</p> <p>To describe the movement of the Moon around the Earth and how the shape of moon appear to change during a month (Phases of the Moon).</p>	<p>Encourage: your child to talk and research about equinox and solstice.</p> <p>Share: Observe and recognize the change in appearance and shape of the moon during a month.</p>	<p><u>Seasons</u></p>  <p><u>Phases Of Moon</u></p> 
<p>Arabic for Arabs</p>	<p>"أحبك يا شجرتي العزيزة"</p> <p>أَنْ يُفَسِّرَ التلميذ المُفْرَدَاتِ الجَدِيدَةَ مُوَظَّفًا الْقَامُوسِ المُنْصُورِ.</p> <p>أَنْ يفسر التلميذ الكلمات والعبارات المستخدمة في النصوص الأدبية.</p> <p>أَنْ يوظف التلميذ المعاني الجديدة في النص في سياقات جديدة .</p> <p>أَنْ يحدد التلميذ بينة النص السردى وتسلسل الأحداث .</p> <p>أَنْ يستخلص التلميذ المغزى من أحداث القصة .</p> <p>أَنْ يستنتج التلميذ سمات أسلوب الكاتب.</p> <p>نشيد (ذاك هو الله)</p> <p>أَنْ يشرح التلميذ المعنى الإجمالي للنص.</p> <p>أَنْ يُفَسِّرَ التلميذ الكَلِمَاتِ مُشْتَعِلًا بِمُرَادِفَاتِهَا وَأُضْدَادِهَا وَسِيَاقِهَا .</p> <p>أَنْ يُصَمِّمَ التلميذ بِطَاقَةً تَعْرِيفِيَّةً عَنِ الشاعِرِ.</p> <p>أَنْ يحاكي التلاميذ الأبيات .</p> <p>كتابة نص وصفي</p> <p>أَنْ يفسر التلميذ الجمل والعبارات المستخدمة في النصوص الأدبية.</p>	<p>قراءة بعض القصص المتعلقة برنامج أقرأ بالعربية .</p> <p>جمع صور تحمل أشكال المحبة بين المجتمعات</p> <p>مشاهدة فيديو عن أهمية القراءة .</p> <p>تدريب التلميذ بالمنزل على بعض الكتابات الوصفية وأيضا كتابات اليوميات</p> <p>يَكْتُبُ التلميذ فِقْرَةً مُضَمَّنًا إِيَّاهَا جُمْلَةً رَئِيسَةً، وَتَفَاصِيلَ دَاعِمَةً، وَجُمْلَةً خَتَامِيَّةً مَعَ الإلتزام التام بالمعايير.</p> <p>يُحَدِّدُ التلميذ بعض الأحداث مُسْتَحْلِصًا مَغْزَاهَا، مُعَبِّرًا عَنِ رَأْيِهِ فِيهَا .</p> <p>يمكن لولي الأمر الدخول من خلال الرابط المرفق لموقع قناة اللغة العربية</p> <p>والتربية الإسلامية الخاص بمدرسة ونشستر ومتابعة التسجيلات الخاصة بالدروس ومشاركتها مع التلميذ وتدوين ما تعلمه في دفتره المدرسي.</p>	<p><u>منصة عصافير للقراءة</u></p> <p><u>قناة اللغة العربية والتربية الإسلامية</u></p> <p><u>بمدرسة ونشستر</u></p>



The Winchester School

Family Learning Newsletter-Year 5- September 2023




	<p>أن يستنتج التلميذ العلاقة بين الأحداث (أحداث بسيطة من النص).</p> <p>أن يُجيب التلميذ عن أسئلة النصّ وَيَطْرَحُ أسئلة: (مَنْ - ماذا - متى - أين - لماذا - كيف) مُظهِراً فَهْمَهُ لِلنَّصِّ، مُبَدِّياً رَأْيَهُ فِيهِ.</p>		
<p>Arabic for Non - Arabs</p>	<p>(الروتين اليومي) Daily routine</p> <p>To learn the meaning and the conjugation of different verbs needed to talk about daily routine.</p> <p>To learn the meaning and the use of time expressions when talking about your daily routine.</p> <p>To describe the daily routine using verbs, time, and connectives in paragraphs.</p> <p>To analyse a text about the daily routine.</p>	<p>Encourage your child to memorize the new vocabulary from the Arabic notebook and the Arabic textbook.</p> <p>Encourage your child to use the vocabulary in sentences of his/her own.</p> <p>Ask your child to study the present and past tense in writing and speaking about the daily routine.</p> <p>Talk to your child about his plans at the weekend.</p> <p>Go through the links on the Arabic and Islamic YouTube channel so that you can help your child learn more at home about the topic</p>	<p>Asafeer reading platform</p> <p>Arabic and Islamic YouTube Channel</p>
<p>Islamic for Arabs</p>	<p>سورة الانفطار</p> <p>أن يبرهن التلاميذ على قدرة الله تعالى من خلال السورة الكريمة .</p> <p>أن يناقش التلاميذ عقاب الله عزوجل للمشركين على جحودهم</p> <p>حديث المفلس الحقيقي</p> <p>أن يستنتج التلاميذ الأعمال التي تجعل الإنسان مفلساً يوم القيامة .</p> <p>أن يستنتج التلاميذ الأعمال التي تجعلنا من الفائزين يوم القيامة .</p> <p>أن يدلل التلاميذ من القرآن والسنة على الأعمال التي تجعلنا من الفائزين</p> <p>صلاة الجماعة</p> <p>أن يستنتج التلاميذ أهمية العلم بأحكام الصلاة.</p> <p>أن يوضح التلاميذ أحكام صلاة الجماعة وصلاة المسبوق</p>	<p>مساعدة التلميذ في حفظ خمس عشرة آية من السورة الكريمة من خلال المصحف المعلم .</p> <p>مساعدة التلميذ في البحث عن صور لمخلوقات الله .</p> <p>تشجيع التلميذ على العمل الصالح في حياته اليومية.</p> <p>مساعدة التلميذ في البحث عن آيات عن حسن الخلق رحمة الله بعباده .</p> <p>مساعدة التلميذ في البحث عن آيات قرآنية أو أحاديث نبوية تحثنا على الصلاة.</p> <p>يمكن لولي الأمر الدخول من خلال الرابط المرفق لموقع قناة اللغة العربية والتربية الإسلامية الخاص بمدرسة ونشستر ومتابعة التسجيلات الخاصة بالدروس ومشاركتها مع التلميذ وتدوين ما تعلمه في دفتره المدرسي.</p>	<p>قناة اللغة العربية والتربية الإسلامية بمدرسة ونشستر</p>



The Winchester School

Family Learning Newsletter-**Year 5- September 2023**



<p>Islamic for Non – Arabs</p>	<p>Surat AL-Infitar To find out the signs of the Day of Judgement. To count some of Allah’s blessings upon man. To compare between the righteous and the wicked on the Day of Judgement. The Real Bankrupt (Noble Hadith) To explain the concept of the bankrupt. To identify the actions that cause Man bankruptcy on the day of Judgement. Calling (Da’wah) the People of Ta’if to Islam. To identify the goal of the messenger (P-B-U-H) of calling the people of Ta’if to Islam. To explain the patience and determination the Prophet show during the events of calling the people of Ta’if.</p>	<p>Help your child to memorize the verses of Surat Al-Infitar from 1- 15. Share your child the themes of the Surah. Share with your child the general meaning of the Hadith of the bankrupt man. Share your child the actions that cause bankruptcy. Talk with your child about the goal of Prophet Mohamed (P-B-U-H) of Colling the people of Ta’if. Explain to your child the patience that prophet show during the events of calling the people of Ta’if. Go through the links on the Arabic and Islamic YouTube Channel so that you can help your child learn more at home about the topic.</p>	<p>Arabic and Islamic YouTube Channel</p>
<p>Geography</p>	<p>To explore the countries and capital cities of North America. To explore the geographical terminology to describe the location of a range of places across North America.</p>	<p>Talk to your child about the prominent countries of the continent and their capital cities. Share with your child the geographical features of North America. Encourage your child to research the geographical terminologies used to describe the location of places. Key Vocabulary: Country, Continent, City, North America, Latitude, longitude, Equator, Northern</p>	<p>https://kids.britannica.com/kids/article/North-America/353542 https://www.bbc.co.uk/bitesize/topics/zsw4kty/articles/zp9sydm https://www.natgeokids.com/uk/</p>



The Winchester School

Family Learning Newsletter-Year 5- September 2023







		Hemisphere, Southern Hemisphere, Tropic of Cancer, Tropic of Capricorn, Arctic Circle, Antarctic Circle, Prime/Greenwich Meridian, time zone.	https://www.englishbix.com/geography-vocabulary-words/ https://kidworldcitizen.org/language-of-maps-kids-should-know/
History	<p>To explore key facts about the Anglo-Saxons.</p> <p>To explore the place names of the Anglo-Saxons.</p>	<p>Talk about who the Anglo- Saxons were and where they came from.</p> <p>Share with your child the significance of the Anglo-Saxons in world history.</p> <p>Encourage your child to research how the Anglo-Saxons influenced the place names in Britain.</p> <p>Key Vocabulary: invasion, Angles, Saxons, Jutes, Frisians, Scots, Picts, root meaning, village, town county, kingdom.</p>	https://www.natgeokids.com/uk/discover/history/general-history/anglo-saxons/ https://kids.britannica.com/kids/article/Anglo-Saxon/352755 https://www.ducksters.com/history/middle_ages/anglo_saxons.php https://www.bbc.co.uk/bitesize/topics/zxsbcdm/articles/zq2m6sg
UAE Social Studies	To explore weather and climate.	<p>Talk with your child about the difference between weather and climate.</p> <p>Encourage your child to research about the different climate zones in the world.</p> <p>Discuss about the reasons for changes in weather.</p> <p>Vocabulary: weather, climate, temperature precipitation.</p> <p>Talk with your child about the impact of climate on people.</p>	https://www.generationgenius.com/learn-the-difference-between-weather-and-climate-lesson-for-kids/ https://www.metoffice.gov.uk/weather/climate-change/causes-of-climate-change#:~:text=Natural%20influences%20on%20the%2



The Winchester School

Family Learning Newsletter-Year 5- September 2023



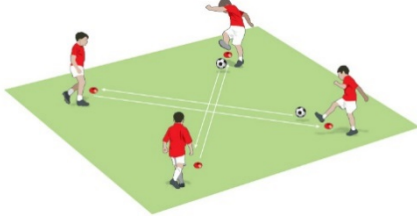


	<p>To explore how landforms and climate determine the way we live.</p>	<p>Encourage your child to research about the activities done by people based on the climate zones.</p> <p>Discuss about ways to build a house in the UAE keeping in mind the climatic conditions.</p> <p>Vocabulary: landforms, impact, thatched roof, igloo</p>	<p>Climate, and%20warmer%20periods%20(interglacials).</p> <p>https://askdruniverse.wsu.edu/2017/04/24/climate-change-affect-way-live/</p>
French	<p>Unit 1:</p>  <p>Les Salutations (greetings)</p> <p>To identify classroom instructions in French.</p> <p>To greet someone in French.</p> <p>To introduce myself in French.</p>	 <div style="border: 1px solid green; padding: 5px; display: inline-block;">Talk</div> <p>About classroom instructions in French.</p> <p>About greetings in French</p>  <div style="border: 1px solid blue; padding: 5px; display: inline-block;">Share</div> <p>Create a presentation or poster to introduce yourself in French (name, age, and gender) and share it with your parents.</p>  <div style="border: 1px solid yellow; padding: 5px; display: inline-block;">Encourage</div> <p>Students to keep exploring the links given.</p>	<p>https://www.youtube.com/watch?v=Ug4kWxjvfkU&feature=emb_logo</p> <p>https://www.youtube.com/watch?v=8B40ObLD6go</p> <p>https://www.youtube.com/watch?v=9BgyvEXTZbk</p> <p>https://www.youtube.com/watch?v=ZaOMijUo-VE</p> <p>https://www.youtube.com/watch?v=tun7hrhqiU</p> <p>https://quizlet.com/148469019/les-salutations-flash-cards/</p> <p>https://quizlet.com/148469019/gravity</p> <p>https://quizlet.com/au/439380264/les-instructions-de-la-classe-flash-cards/</p> <p>https://quizlet.com/439380264/match</p>



The Winchester School

Family Learning Newsletter-Year 5- September 2023




Physical Education Activity -1	Soccer: Passing and receiving Aim of the lesson is to improve their passing and receiving skills. 	<u>Talk and Encourage the children to do the following:</u> <u>Proper warm up</u> The Students will do the proper warm up and will practice Under arm passing game with basic rules. Follow the link <u>Cooldown</u> After the game students will do proper cooldown activity.	<u>Useful sites:</u> Link1: https://www.youtube.com/watch?v=Z2Es_o-Rmh8
Activity -2	Soccer: Dribbling and shooting <u>HSE: Bicycle safety</u> Aim of the lesson is to improve their dribbling and shooting skills. 	<u>Talk and Encourage the children to do the following:</u> <u>Proper warm up</u> The Students will do the proper warm up and will practice dribbling and shooting. with basic rules. Follow the link <u>Cooldown</u> After the game students will do proper cooldown activity.	Link1: https://www.youtube.com/watch?v=NJK_sS_wxpo
Activity -3	Soccer: Heading and Goal keeping. Aim of the lesson is to improve their heading and Goal Keeping skills. 	<u>Talk and Encourage the children to do the following:</u> <u>Proper warm up</u> The Students will do the proper warm up and will practice the skill <u>Cooldown</u> After the game students will do proper cooldown activity.	Link 1; https://www.youtube.com/watch?v=fzFR8ZaaY88
Music Year (Kiko)	Learning how to play the recorder using notes and rests	Let the child practice at home, even though there will be squeaking. Be an audience. But better also check if the child is holding the recorder properly.	https://www.youtube.com/watch?v=eODbol6nsUQ&t=150s



The Winchester School

Family Learning Newsletter-Year 5- September 2023



Music Year (Joyson)	<p>Learning musical staff line note and space notes and play notes G A B in the recorder with the backing track Line notes E, G, B, D, F. Space notes F, A, C, E.</p>	<p>Let the child practice at home with the backing track, even though there will be squeaking. Learning musical staff line note and space notes and play notes G A B in the recorder with the backing track Line notes E, G, B, D, F. Space notes F, A, C, E. Let the child practice at home with the backing track, even though there will be squeaking. 1. Song: Lines and Spaces The Treble Clef MusicMindED©2018 - YouTube 2. Theory: Learning to Read Music: Treble Clef Lines and Spaces - YouTube 3. (Reference track) Identify the notes in the recorder with the backing track(Only first 1 minute) B.A.G. Medley - RECORDER - YouTube 4. (22) Rockin' Recorders - YouTube</p>	<p>Song: Lines and Spaces The Treble Clef MusicMindED©2018 - YouTube Theory: Learning to Read Music: Treble Clef Lines and Spaces - YouTube (Reference track) Identify the notes in the recorder with the backing track(Only first 1 minute) B.A.G. Medley - RECORDER - YouTube (22) Rockin' Recorders - YouTube</p>
Music Year (Sunil)	<p>Learning how to play the song "Havana" on recorder</p>	<p>Let the child practice at home, even though there will be squeaking. Be an audience. But better also check if the child is holding the recorder properly.</p>	
ICT	<p>TOPIC – Input and Output devices</p> <p>LEARNING OBJECTIVES- To analyse the different types of input and output devices and its real-life applications.</p>	<p>Health & Safety General safety in using a computer and e-safety rules, particularly if accessing the Internet. Encourage good posture when sitting at the computer.</p> <p>Encourage your child to research on the different Input and Output devices. Create a Word document that shows the functions of different input and output devices. Along with your child gather information and complete the presentation.</p>	<p>These are the home learning tasks to go along with this computing unit.</p> <p>Input, Output and Storage Devices - Link</p>