



The Winchester School, Jebel Ali

Family Learning Newsletter (Year 2) April - 2024



Area of learning	Focus	Home activities/How can you help your child at home.	Useful websites
English	<p>Spellings Learning Objective: To spell words with the /zh/ sound spelt /s/ Rule: Sometimes /s/ makes the sound /zh/. Example: television</p> <p>Learning Objective: To spell words with the long /i/ spelled with /y/ Rule: Mostly the long /i/ sound is spelt as /y/. Example: July</p> <p>Punctuation: To punctuate writing effectively using the punctuation learnt. To read with expression using the punctuation in the text.</p>	<p>Choose age-appropriate books or passages that contain words following the spelling rule. Read aloud to your child and ask them to identify words with the /zh/ sound spelt /s/ Hide your words in a picture and call out the word you want your child to find or ask your child to hide words in a picture and he/she can ask you to find. You can occasionally pick the wrong one to allow your child to correct you. Use visual aids to reinforce the rule. Create flashcards with words that follow the rule, such as</p> <p>Practice Kung Fu punctuation with your child, remind them to use it during writing at home as well.</p> <div style="text-align: center;"> <p>PUNCTUATION MARKS</p> <p>COMMA APOSTROPHE HYPHEN ELLIPSIS</p> <p>FULL STOP EXCLAMATION MARK QUESTION MARK</p> </div>	<p>Zh sound spelt s</p> <p>Word Search</p> <p>Match the word game</p> <p>Match up punctuation</p> <p>Punctuation</p> <p>Punctuation Game</p>



The Winchester School, Jebel Ali

Family Learning Newsletter (Year 2) April - 2024



	<p>Grammar: Use of the suffixes –er, –est in adjectives. (Comparative and Superlative) Reviewing and enforcing using commas in lists and expanded noun phrases.</p> <p>Fiction with a message: To know the difference between traditional tales and other stories. To review the features of the Beginning, Middle and End of any story. To write stories in sequence using wow words. To add a sequel to a story.</p>	<p>Ask your child to look around their homes for things to compare and to write ten sentences comparing things. For example: Our house is the smallest on the street, the butterfly is even more beautiful than the flower!</p> <p>Encourage your child to talk about their own story, incorporating the features of story writing. Share with your child any extra interesting information you have about the story. Encourage your child to use appropriate vocabulary, time connectives, and correct grammatical syntax, as this will ensure quality in the writing tasks.</p>	<p>Comparative and superlative</p> <p>Fiction with a message</p> <p>Fiction with a message</p>
--	--	---	--



The Winchester School, Jebel Ali

Family Learning Newsletter (Year 2) April - 2024



Mathematics

Addition and Subtraction

To solve mathematical statements related to addition and subtraction involving carry over and borrowing.

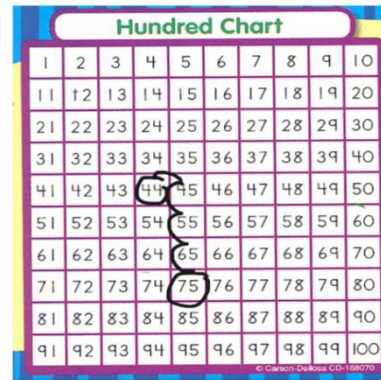
Inverse Operation

To understand that subtraction is the inverse of addition or vice versa.

Word Problems

To solve word problems involving addition and subtraction.

Share and model a variety of strategies to add or subtract numbers e.g. by counting mentally, counting objects, drawing lines etc.



$$\begin{array}{l} 8 + 5 = 13 \\ 15 - 6 = 9 \\ 57 + 7 = 64 \\ 99 - 11 = 88 \\ 35 + 52 = 87 \\ 75 - 31 = 44 \\ 30 + 1 \end{array}$$

Talk to your child addition and subtraction are inverse of each other.

$$\text{e.g. } 27 + 5 = 32 \quad 32 - 5 = 27$$

Pose a problem such as, "Annie has 12 crayons. She gets 18 more. How many crayons does she have in all?" Help your child understand the question by highlighting important information, then plan to solve, and then follow out that plan. **Encourage** your child to check his or her answer. Repeat the activity again using other word problems that involve different operations.

Addition and subtraction

Inverse Operations

Word Problems

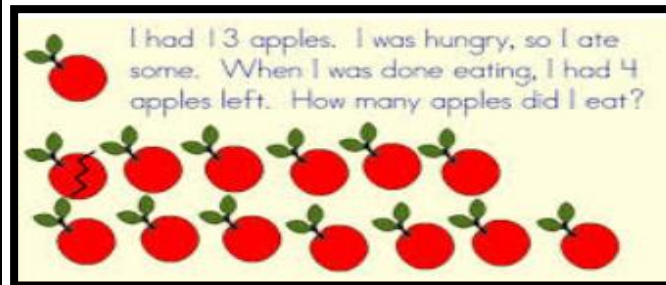


The Winchester School, Jebel Ali

Family Learning Newsletter (Year 2) April - 2024



Encourage your child to create their own story sums involving addition and subtraction of numbers. By using vocabulary related to addition and subtraction.



Challenge

Sophie and Ted are collecting football stickers. Ted had 25 football stickers. Sophie has 36.

How many do they have in total?

How many more stickers does Sophie have than Ted?








The Winchester School, Jebel Ali

Family Learning Newsletter (Year 2) April - 2024




<p>Science</p>	<p>Plants</p> <p>To explore and describe different types of seeds.</p> <p>To explore and describe different types of bulbs.</p> <p>To observe and describe how seeds and bulbs grow into mature plants.</p> 	<p>Show children a selection of seeds.</p> <p>Talk about, what do seeds need to germinate?</p> <p>Share: <u>Germinate</u> means start growing, (seeds and bulbs have enough goodness contained in them to start growing - once they develop their first true leaves, photosynthesis takes over and the plant produces its own food).</p> <p>Together with your child grow a plant and observe the different parts of the plant it has and Talk about the characteristics of plants as MRS GREN.</p> <p>Explore, Research and Share information on the functions of different parts of a plant with your child. What do plants need to carry on growing healthy?</p> <p>Encourage them to grow plants in different pots according to the given conditions:</p> <ol style="list-style-type: none">Sand, water, light, air but no soil.Water, light and air but no soil.Soil, air and light but no water.Soil, air, and water but no lightSoil, water and light but no air.Soil, water and light, but kept in the cold. <p>Let them observe the difference sketch or draw these plants and label their parts.</p>	<p>Parts of a Plant.pdf</p> <p>Parts of a Seed.pdf</p> <p>Parts of a Bulb.pdf</p> <p>How do plants grow from a seed?</p>  
-----------------------	---	---	---



The Winchester School, Jebel Ali

Family Learning Newsletter (Year 2) April - 2024



Humanities Geography	Geography: How is London different from Dubai? To explore two important cities of the world. Key Vocabulary: Dubai, United Arab Emirates, London, United Kingdom, compare, capital city, Northern Hemisphere, Southern Hemisphere, population, tourists, natural, valley.	Talk to your child about the famous landmarks of London and Dubai. Share with your child what the weather is like in London. How is it similar or different to Dubai? Encourage your child to read through the information and compare Dubai to London.	 How is London different from Dubai..
UAE Social Studies	The Seven Emirates To explore the seven emirates and their features. Key vocabulary: ruling family, royal, mountain, farm.	Talk to your child about the formation of the UAE and 'The Founding Fathers'. Share with your child who the ruling families in the UAE are. Encourage your child to find out about the features of the seven emirates.	The seven emirates
Arabic for Arabs	" قصة مثلث ودائرة" أَنَّ يُقَسَّرَ التَّلْمِيزَ الْمُفْرَدَاتِ الْجَدِيدَةَ مُوَظَّفًا الْقَامُوسَ الْمُصَوِّرَ. أَنَّ يَفْسِرَ التَّلْمِيزَ الْجَمْلَ وَالْعِبَارَاتِ الْمُسْتَحْدَمَةَ فِي النُّصُوصِ الْأَدْبِيَّةِ. أَنَّ يَسْتَنْتِجَ التَّلْمِيزَ الْعِلَاقَةَ بَيْنَ الْأَحْدَاثِ (أَحْدَاثِ بَسِيْطَةٍ مِنَ النَّصِّ).	* يساعده في البحث عن قصص أطفال مصورة وإعادة ترتيبها * * يساعده في قراءة إحدى القصص ثم يحدد عناصرها * * يساعده في طرح فكرة ويبحث على الأدلة التي تدعم فكرته * * توفير بعض الفيديوهات عن الجملة الاسمية * * تدريب الطالب بالمنزل على التمييز بين التاء المربوطة والهاء ، واللام الشمسية والقمرية	منصة كتي للقراءة قناة اللغة العربية والتربية الإسلامية بمدرسة ونشستر



The Winchester School, Jebel Ali

Family Learning Newsletter (Year 2) April - 2024



	<p>أن ينشئ التلميذ كلمات تتشابه في الإيقاع الصوتي.</p> <p>أن يميز التلميذ الأسماء والأفعال والحروف.</p> <p>أن يفرق التلميذ بين اللام الشمسية والقمرية</p> <p>نشيد علمتي نملة</p> <p>أن يحدد التلميذ مفردات النص.</p> <p>أن يميز التلميذ الفرق بين الشعر و النثر .</p> <p>أن يحدد التلميذ المعنى الإجمالي للنص .</p> <p>أن يميز التلميذ الأسلوب التعبير الحقيقي والمجازي.</p>	<p>يمكن لولي الأمر الدخول من خلال الرابط المرفق لموقع قناة اللغة العربية والتربية الإسلامية الخاص بمدرسة ونشستر ومتابعة التسجيلات الخاصة بالدروس ومشاركتها مع التلميذ وتدوين ما تعلمه في دفتره المدرسي.</p>	
Arabic for non-Arabs	<p>(الطعام Healthy food, Unhealthy food الصحي وغير الصحي)</p> <p>To create sentences about healthy food and unhealthy food.</p> <p>To describe his favorite food using the correct adjectives.</p> <p>To conjugate the new verbs with the pronouns in sentences.</p> <p>To create a simple paragraph about food.</p> <p>To compare between healthy food and unhealthy food.</p>	<p>In every lesson, we provide the students with new words with their meanings to help your child memorize and use in sentences of his/her own.</p> <p>Ask your child to speak about his his/her food.</p> <p>Ask your child to describe the food in his school.</p> <p>Go through the links on the Arabic YouTube channel so that you can help your child learn more at home about the topic.</p>	<p>Kutubee for reading</p> <p>Arabic and Islamic YouTube Channel</p>
Islamic Education for Arabs	<p>سورة الشمس</p> <p>أن يوضح التلميذ المعنى الإجمالي للسورة.</p> <p>أن يشرح قصة قوم ثمود.</p>	<p>يساعد ولي الأمر التلميذ من خلال:</p> <p>حثه على تلاوة القرآن الكريم</p> <p>حثه على حسن الخلق قولاً وفعلاً .</p>	



The Winchester School, Jebel Ali

Family Learning Newsletter (Year 2) April - 2024



	<p>من أخلاق المسلم أن يحلل التلميذ صور أخلاق المسلم. أن يعدد التلميذ فضل حسن الخلق. الصلاة على النبي أن يوضح التلميذ مفهوم الصلاة على النبي. أن يدلل التلميذ على فضل الصلاة على النبي.</p>	<p>توفير فيديوهات عن حسن الخلق. يمكن لولي الأمر الدخول من خلال الرابط المرفق لموقع قناة اللغة العربية والتربية الإسلامية الخاص بمدرسة ونشستر ومتابعة التسجيلات الخاصة بالدروس ومشاركتها مع التلميذ وتدوين ما تعلمه في دفتره المدرسي.</p>	<p>قناة اللغة العربية والتربية الإسلامية بمدرسة ونشستر</p>
Islamic Education for non-Arabs	<p><u>Lesson 1</u>: Prophet's Manners To evaluate how to follow the example of Prophet Muhammad (PBUH) in mercy and kindness.</p> <p>Lesson 2: Prayer upon the prophet Apply the guidance of the noble hadith.</p> <p><u>Lesson 3</u>: Excellence of Prayer. To demonstrate the importance of prayer.</p>	<p>Encourage your child to memorize and understand Suratu al-Qadr. Encourage your child to abide by the manners of the prophet Muhammad (PBUH). Encourage your child to perform Salah on time. Encourage your child to colour monthly prayer chart and answer in book ISLAM MY WAY OF LIVING as per the topic he studies. Go through the links on the Arabic YouTube channel so that you can help your child learn more at home about the topic.</p>	<p>Arabic and Islamic YouTube Channel</p>
Physical Education	<p>Activity -1 Football- Passing & Receiving</p> <p>Activity - 2 Football- Dribbling</p> <p>Activity - 3 Football- Kicking</p>	<p>Talk and encourage the children to do the following: Proper warm up The students will do the proper warm up and will practice the skills with basic rules. Follow the links for the skills and rules. Cool down After the game students will do proper cooldown activity.</p>	<p>football passing & Receiving.mp4</p> <p>FB-Dribbling.mp4</p> <p>Football kicking.mp4</p>



The Winchester School, Jebel Ali

Family Learning Newsletter (Year 2) April - 2024




<p>Information and Communication Technology</p>	<p>To explore the different tools of Scratch</p> <p>To change the costume for the sprite and move it.</p> <p>To plan and give instructions to sprites for movement.</p> <p>To compile a set of instructions for sprite to create a game.</p>	<p><i>Scratch</i> is an introductory block-based programming language that enables young students to create their own interactive stories and games.</p> <p>Encourage your child to snap together graphical programming blocks to make characters move, jump, dance, and sing.</p> <p>Let your child create stories and games using their imagination.</p>	<p>Change the sprite's costume with Scratch (robotique.tech)</p>
<p>Music Year02 (Joyson)</p>	<p>Learning musical notes, reciting, and singing DO, RE, MI, FA, SO, LA, TI, DO.</p> <p>Improving children's confidence and musicality through singing actions songs.</p> <p>Tofa Tafa song</p> <p>Roll over the ocean.</p>	<p>Let the children sing action songs at home.</p> <p>Ask the child to perform the songs we learned in school.</p>	
<p>Music Year02 (Sunil)</p>	<p>Read and play Musical notes with the help some words (Sight reading and rhythm making revision)</p>	<p>Let the Children play the rhythm with the help of words by clapping. (Bee, Glow- worm, Butterfly, and caterpillar)</p> <p>Ask the child how to play Music with the help of (Bee, Glow- worm, Butterfly, and caterpillar) by clapping.</p>	



The Winchester School, Jebel Ali

Family Learning Newsletter (Year 2) April - 2024



<p>Music Year02 (Kiko)</p>	<p>Improving children’s confidence and musicality through singing actions songs and chanting rhymes Familiarizing with sounds of different instruments Tempo and Dynamics</p>	<p>Encourage the child to sing action songs at home. Ask the child to perform the songs we learned in school. Help the child choose which other songs they know aside from the songs taught in school and let them invent their own singing actions. Let the children listen to different instruments, especially piano, violin, flute, guitar, trumpet, xylophone, clarinet, cello.</p>	
<p>Moral Education</p>	<p>Topic: I Love Being with my Friend To understand what friendship is. To recognize why maintaining good friendships is important. Topic: The Real Friend To understand the need to make new friends and treat friends well. To understand how to treat friends with respect, care empathy acceptance and support in different situations. Topic: I make new friends To identify in what ways people in local community might be different from each other.</p>	<p>Talk to your child about the importance of maintaining a good friendship.</p> <p>Share with your child how to treat friends with respect, care, and support in different situations.</p> <p>Encourage your child to draw a picture of different cultures of his/ her friends.</p> 	<p>Importance of a friend in your life</p> <p>How to make new friends</p>