




The Winchester School, Jebel Ali

Family Learning Newsletter -Year 6 - April -2024



Area of Learning	Focus	Activities to help your child at home	Useful websites/Resources								
<p>English</p>	<p>Grammar Direct Indirect Speech</p> <p>To differentiate between direct speech and indirect speech.</p> <p>To change direct speech to indirect speech and vice versa.</p> <div style="text-align: center; margin-top: 20px;"> <p>Direct VS Indirect</p> <table border="1" style="width: 100%; background-color: #2e7d32; color: white;"> <tr> <td style="padding: 5px;">Direct speech reports or quotes the exact words spoken</td> <td style="padding: 5px;">Indirect speech is also known as reported speech</td> </tr> <tr> <td style="padding: 5px;">Its purpose is to report exactly what was said by someone by using quotation marks</td> <td style="padding: 5px;">Its purpose is to report on what someone said in the past</td> </tr> <tr> <td style="padding: 5px;">It is accompanied by a reporting verb signal phrase, or quotative frame</td> <td style="padding: 5px;">It uses reporting verbs such as "say" "tell" "said", "told" and "speak"</td> </tr> <tr> <td style="padding: 5px;">You will keep the verb tense the same in the quotations</td> <td style="padding: 5px;">Normally you will change the verb tense when using indirect speech</td> </tr> </table> </div>	Direct speech reports or quotes the exact words spoken	Indirect speech is also known as reported speech	Its purpose is to report exactly what was said by someone by using quotation marks	Its purpose is to report on what someone said in the past	It is accompanied by a reporting verb signal phrase, or quotative frame	It uses reporting verbs such as "say" "tell" "said", "told" and "speak"	You will keep the verb tense the same in the quotations	Normally you will change the verb tense when using indirect speech	<p>Talk to your child about their knowledge on the topic. Example, if you hear the word direct or indirect speech what comes to your mind.</p> <p>Encourage your child to identify which is direct speech and which is indirect speech.</p> <p>Encourage your child to read different books to identify each statements or sentences, then change it into an indirect speech if it is an indirect speech and vice versa.</p> <p>Discuss with your child about the basic rules of tenses while changing the speech. Encourage them to follow the rules.</p> <p>Examples "I travel a lot in my job." Said that she travelled a lot in her job. 'I've hurt my leg.' She said she'd hurt her leg. 'We lived in China for five years.' She told me they'd lived in China for five years.</p>	<div style="border: 1px solid orange; border-radius: 15px; padding: 10px; margin-bottom: 10px;"> <p style="text-align: center; background-color: #ffcc80; margin: 0;">Direct Speech</p> <p>Direct speech is when the words are given in exactly the way that the speaker said them. You must also use inverted commas or quotation marks.</p> <ul style="list-style-type: none"> She said, "I've been to England three times." He said, "We will travel to Cuba in June." She said, "The new film was a spectacle." </div> <div style="border: 1px solid #8bc34a; border-radius: 15px; padding: 10px;"> <p style="text-align: center; background-color: #c8e6c9; margin: 0;">Indirect Speech</p> <p>Indirect speech is the reporting of what someone else said in your own words but without changing the meaning of what was said.</p> <ul style="list-style-type: none"> She said that she had been to England three times. He said that he would travel to Cuba in June. She said that the new film was a spectacle. </div>
Direct speech reports or quotes the exact words spoken	Indirect speech is also known as reported speech										
Its purpose is to report exactly what was said by someone by using quotation marks	Its purpose is to report on what someone said in the past										
It is accompanied by a reporting verb signal phrase, or quotative frame	It uses reporting verbs such as "say" "tell" "said", "told" and "speak"										
You will keep the verb tense the same in the quotations	Normally you will change the verb tense when using indirect speech										



The Winchester School, Jebel Ali

Family Learning Newsletter -Year 6 - April -2024



Playscript

To explore about the life, work and literary contributions of Shakespeare.

To research about William Shakespeare and 'The Globe Theatre'.

What is a play script like?

- A play script is different from a story. It is intended to be performed on stage, So it has to sound effective when it is read out loud.

Link with Moral Education- To explore the moral values of care, kindness and generosity giving examples of situations in everyday life.

Share with them some classic stories. Explore, discuss and understand the elements involved in the plays and movies.

Encourage your child to research about different playscripts and motivate them to read it. They can watch the film after reading to get deeper understanding of the actions by the character.

Talk about your experience of reading any particular Play script that has appealed to you. You can talk about the characters and situations how they change as the story progresses. Highlight the difference of language used.

Discuss with your child to read a story and talk about the roles of a particular a character. Listen carefully to their views and point up what is your perception.


Features of a play script

1. The names of the characters are at the left side.
2. The names of the character are in bold.
3. New line for each character speaking.
4. A colon is used between the characters name and the dialogue.
5. There are no speech marks used.
6. Stage directions are in brackets, or written in italics.
7. Scenes are where the action takes place, like chapters in a book.
8. Props are the objects used in the play. (indicated)
9. Costumes are what the actors wear.
10. Make up is paint applied to the face to make features stand out.
11. Lighting is use to highlight what is happening, or being said on the stage. (sometimes indicated)



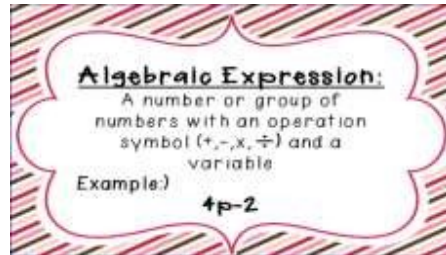
The Winchester School, Jebel Ali

Family Learning Newsletter -Year 6 - April -2024



Mathematics

To use simple formulae and to express missing number problems algebraically.



To express missing number problems algebraically.

Talk about the importance of algebra: Begin by discussing why algebra is relevant and useful in everyday life. Help children understand that algebraic thinking is crucial for problem-solving skills and critical thinking development.

Encourage your child to play the following games:

Equation Bingo: Create bingo cards with algebraic equations on them. Provide the solutions separately. As equations are called out, players solve them and mark the corresponding solution on their bingo cards. The first to get a line (horizontal, vertical, or diagonal) shouts "Bingo!"

Equation Relay Race: Set up stations with different algebraic equations written on cards. Divide players into teams. At each station, players must solve the equation before moving on to the next one. The first team to solve all equations correctly wins.

Share examples of how algebra is used in everyday situations, such as calculating discounts, determining travel times, or budgeting finances.

Share with your child, how a letter can be used to represent a number that you do not know in algebra. Begin with common objects and people's names as variable names. George + George = 2 George. After few examples use variables like x & y. The more variety of ways a child sees a concept, such as the introduction of variables as names, the more the idea is reinforced.

Use "mystery numbers" and unknown numbers of pieces as the stand-ins for variables. Use funny sounds to represent the variables in a different order to create


[Algebraic expressions](#)




[Expressions with 1 variable worksheets | K5 Learning](#)



The Winchester School, Jebel Ali

Family Learning Newsletter -Year 6 - April -2024





		<p>aural representations of equations. Let your kids make up their own examples and create funny sounds. Make it a hands-on experience whenever possible. Example: "I am a number. When I add 6 more, I have 13. What number am I?"</p> 	
<p>Science</p> 	<p>Separation Techniques To use knowledge of solids, liquids and gases to decide how mixtures might be separated, including by filtering, sieving and evaporating.</p> <p>To find out the most suitable solution to control an oil spill in a water body.</p> <p>To examine changes that occur around us.</p>	<p>Talk Discuss with your child some techniques used in our daily life to separate the materials like magnetism, sieving etc. Discuss why baked egg is an example of an irreversible change and freezing is a reversible change.</p> <p>Share: Share real-life examples in line with these topics. Carry out simple experiments and investigation to reinforce the same.</p> <p>Encourage: Encourage your child to explore the websites given to work independently. Please encourage your child to refer to the links provided to refresh their understanding and knowledge of the topics mentioned in the Focus column.</p>	<p>https://www.bbc.co.uk/bitesize/topics/zjty4wx/articles/zrgj2.sg</p> <p>https://www.educationquizzes.com/ks2/science/mixtures/</p> 



The Winchester School, Jebel Ali

Family Learning Newsletter -Year 6 - April -2024



<p>Humanities</p> <p>Geography Mapping Skills</p> <p>History Vikings and Anglo- Saxons</p>	<p>To explore six-figure grid references.</p> <p>Key Vocabulary - map symbols, Ordnance Survey maps, grid, co-ordinates, Eastings, Northings, south west corner, four-figure grid references, six-figure grid references</p> <p>To explore the introduction of Danegeld.</p> <p>Key Vocabulary - Danegeld, King Ethelred II The Unready</p>	<p>Encourage your child to find different locations with six-figure co-ordinates.</p> <p>Encourage your child to research why King Ethelred chose to pay the Vikings.</p>	 <p>Six-figure grid reference.pdf</p>  <p>Danegeld.pdf</p>
<p>UAE Social Studies</p>	<p>To explore the development of the Golden Age of Islamic Civilization.</p> <p>Key vocabulary: Golden Age of Islamic Civilization, Abbasid Dynasty, caliph, scholar, merchant.</p>	<p>Talk with your child about the Golden Age of Islamic Civilization.</p> <p>Share with your child the importance of the Golden Age of Islamic Civilization.</p> <p>Encourage your child to research information about the achievements of this period in history - the Golden Age of Islamic Civilization.</p>	



The Winchester School, Jebel Ali

Family Learning Newsletter -Year 6 - April -2024



Arabic for Arabs

أحلام لييل السعيدة (رواية)

أن يميز المتعلم بين القصة والرواية
أن يفسر المتعلم كلمات وتراكيب وأساليب من
النص في سياقاتها .
أن يحدد المتعلم أساليب خبرية في النص
أن يحلل المتعلم رواية محددا عناصرها.
كتابة نص تفسيري (تعبير إبداعي)
أن يحلل المتعلم النص تحليلا أدبيا .
أن يحدد المتعلم أساليب خبرية في القصيدة
أن يحدد المتعلم الفكرة و العاطفة في القصيدة .
حروف تنطق ولا تكتب
أن يكتب المتعلم كلمات بها حروف تنطق ولا تكتب
أن يحدد المتعلم حروفا تنطق ولا تكتب السطر
ضمائر الرفع المنفصلة والمتصلة
أن يميز المتعلم بين الضمائر المتصلة والمنفصلة
في الجملة.
أن يوظف المتعلم الضمائر المتصلة مضبوطة
الآخر في حديثه وكتاباته الإبداعية مع الضبط وفقا
لقواعد النحو.

مساعدة التلميذ في البحث عن لغويات النص بالمعجم على الإنترنت و
يحلل رواية .
مساعدة التلميذ في كتابة ملخص للرواية بالمنزل .
مساعدة التلميذ في تحديد التلميذ التطور المكاني والزمني والعقدة في
الرواية.
مساعدة التلميذ في قراءة الرواية وتحديد الفكرة الرئيسية.
مساعدة التلميذ في كتابة كلمات بها حروف تنطق ولا تكتب .
تدريبه على إعراب وتوظيف الضمائر المتصلة في كتاباته الإبداعية مع
الضبط وفقا لقواعد النحو.
يمكن لولي الأمر الدخول من خلال الرابط المرفق لموقع قناة اللغة
العربية والتربية الإسلامية الخاص بمدرسة ونشستر ومتابعة التسجيلات
الخاصة بالدروس ومشاركتها مع التلميذ وتدوين ما تعلمه في دفتره
المدرسي.

[قناة اللغة العربية والتربية الإسلامية بمدرسة
ونشستر](#)



The Winchester School, Jebel Ali

Family Learning Newsletter -Year 6 - April -2024




Arabic for Non-Arabs	In the school (في المدرسة) To create sentences about the school. To design a mind map about the school. To use the exclamatory style with the school. To create a dialogue about the school. To describe his/her school. To compare between his/her school and different school. To create a paragraph about the school. To express his/her opinion of the school.	Encourage your child to memorize his/her new vocabulary about the new topic (the hobbies) from the Arabic notebook and book (dictionary). Talk to your child about the school. Ask your child about his opinion regarding his school. Go through the links on the Arabic YouTube channel so that you can help your child learn more at home about the topic.	Arabic and Islamic YouTube Channel
Islamic Education for Arabs	ختيار الجليس أن يميز الطالب بين الصاحب الصالح والصاحب السيء. أن يوضح الطالب أهمية اختيار الأصدقاء في حياة المسلم. أن يبين الطالب المعنى الإجمالي للحديث الشريف يسر الإسلام . أن يفسر الطالب بعض معاني مفردات الحديث أن يستنتج الطالب المعنى الإجمالي للحديث الشريف . أن يبين الطالب مجالات اليسر في الإسلام غزوة بدر الكبرى . أن يبين الطالب أسباب الغزوة أن يستنبط الطالب الدروس والعبر المستفادة من الغزوة . أن يلخص الطالب أحداث غزوة بدر الكبرى	مساعدة الطالب في معرفة أنواع الأصدقاء مساعدة الطالب في معرفة الحديث الشريف ومعناه والمعنى الإجمالي له . حث الطالب على ضرورة مخالطة الأخيار وحسن اختيار الأصدقاء مساعدة الطالب في معرفة يسر الإسلام في الصلاة والصوم والزكاة والحج مساعدة الطالب في معرفة بعض الأدلة على يسر الإسلام تشجيع الطالب على تطبيق ما تعلمه بين إخوته ومجتمعه والافتداء بنبيه صلى الله عليه وسلم وصحابته الكرام مساعدة الطالب في معرفة أسباب ونتائج أحداث غزوة بدر الكبرى .. يمكن لولي الأمر الدخول من خلال الرابط المرفق لموقع قناة اللغة العربية والتربية الإسلامية الخاص بمدرسة ونشستر ومتابعة التسجيلات الخاصة بالدروس ومشاركتها مع التلميذ وتدوين ما تعلمه في دفتره المدرسي.	قناة اللغة العربية والتربية الإسلامية بمدرسة ونشستر



The Winchester School, Jebel Ali

Family Learning Newsletter -Year 6 - April -2024



<p>Islamic Education for Non- Arabs</p>	<p><u>Lesson 1</u> Battle of Uhud Infer lessons to be learned from the Battle of Uhud.</p> <p><u>Lesson 2</u> Prostration of Forgetfulness and Prostration of Recitation.</p> <p><u>Lesson 3:</u> Few Signs of the Hour</p>	<p>Encourage your child to read about the signs of the day of Judgment.</p> <p>Encourage your child to recall the event of Battle of Badr, and link it with Battle of Uhud.</p> <p>Encourage your child to observe the manners of supplication in his daily duas.</p> <p>Encourage your child to color monthly prayer chart and answers in book ISLAM MY WAY OF LIVING.</p> <p>Encourage your child to apply obligatory element of Salah.</p> <p>Go through the links on the Arabic YouTube channel so that you can help your child learn more at home about the topic.</p>	<p style="text-align: center;">Arabic and Islamic YouTube Channel</p>
<p>French <u>Unit:</u> La Nourriture</p> <p><u>Grammaire</u></p> <p>Les articles partitifs.</p> <p>Verb “ manger “ / “ boire” in present tense</p>	<p>Identify food and drinks in French.</p> <p>Name the different meals in French.</p>	<p>Help your child to find the new vocabulary and to create their own dictionary.</p> <p>Help your child to use these words to create their own sentences, /to create a ppt / poster/leaflet about different meals in French.</p>	<p><u>Practice :</u> https://www.languagenut.com/resources/#/Catalog?moduleUid=131 https://www.languagenut.com/resources/#/Catalog?moduleUid=131&startScreen=2</p> <p>https://www.languagenut.com/resources/#/Catalog?moduleUid=132 https://www.languagenut.com/resources/#/Catalog?moduleUid=132&startScreen=1&noSkip=1 https://www.languagesonline.org.uk/French/ET1/NewET1U9/423.htm</p> <p><u>Story reading</u> https://www.bbc.co.uk/bitesize/topics/zjxpyk7/articles/zr9tt39</p>



The Winchester School, Jebel Ali

Family Learning Newsletter -Year 6 - April -2024




			<p>Grammaire https://www.languagesonline.org.uk/French/ET1/NewET1U9/429.htm https://www.languagesonline.org.uk/French/ET2/Boissons/739.htm</p>
<p>Physical Education</p> <p>Activity -1</p> <p>Activity - 2</p> <p>Activity - 3</p>	<p>Cricket – Bowling Skills</p> <p>Cricket – Batting skills</p> <p>Cricket – Fielding</p>	<p>Talk and Encourage your child to do the following:</p> <p><u>Proper warm up</u> The students will do the proper warm up and will practice skills with basic rules.</p> <p>Follow the links for the skills and rules.</p> <p><u>Cooldown</u> After the game students will do proper cooldown activity.</p>	<p>Bowling skills</p> <p>Batting skills</p> <p>Fielding skills</p>
<p>Information and Communication Technology</p>	<p><u>Topic: Number System</u></p> <p>Introduction to binary</p> <p>To examine the way that computers use whole numbers to represent numbers.</p> <p>To convert binary numbers to decimal numbers</p>	<p>Motivate your child to explore different number systems.</p> <p>Encourage your child to research and create a presentation on the different number systems</p> <p>Research on the importance of different number systems</p>	<p>Numbers and Number Systems - Kids Britannica Kids Homework Help</p> <p>Birthday Binary Code for Kids - Innovation Kids Lab</p>



The Winchester School, Jebel Ali

Family Learning Newsletter -Year 6 - April -2024



<p>Music – (Joyson)</p>	<p>To learn musical staff line, note and space notes and play notes G A B in the recorder with the backing track. Line notes E, G, B, D, F. Space notes F, A, C, E.</p>	<p>Let the child practice at home with the backing track, even though there will be squeaking.</p>	
<p>Music – (Kiko)</p>	<p>To improve children’s confidence and musicality through singing actions songs and chanting rhymes. To improve on listening skills and recalling.</p>	<p>Encourage your child to sing action songs at home. Ask your child to perform the songs we learned in school. Help your child choose which other songs they know aside from the songs taught in school and let them invent their own singing actions. Encourage your child to practice recorder at home.</p>	<p>https://www.timeout.com/new-york-kids/music/best-kids-songs/Year06 Recorder Count On Me.mp4</p>
<p>Music – (Sunil)</p>	<p>To learn how to play the song “UAE national anthem” on recorder.</p>	<p>Let the child practice at home, even though there will be squeaking. Be an audience. But better also check if the child is holding the recorder properly.</p>	
<p>Moral Education Moral Values</p> 	<p>To explore the moral values of care, kindness and generosity giving examples of situations in everyday life.</p>	<p>Talk: Initiate an open dialogue with your child about what they perceive as moral values. Encourage them to share their thoughts on what it means to be ethical, just, and compassionate. Discuss various scenarios to stimulate critical thinking and moral reasoning among them.</p> <p>Share: Share stories, anecdotes, or examples from history, literature, or personal experiences that illustrate the importance of moral values. Highlight</p>	



The Winchester School, Jebel Ali

Family Learning Newsletter -Year 6 - April -2024



individuals or groups who have stood up for what is right, even in the face of adversity. Discuss the impact of their actions and how they have contributed to creating a more ethical society.

Encourage: Encourage your child to reflect on their own values and how they can align their actions with moral principles in their everyday lives. Emphasize the importance of empathy, integrity, honesty, and fairness in building positive relationships and making ethical decisions. Encourage them to be mindful of the consequences of their actions on themselves and others.

Explain: Provide a clear explanation of different moral values and ethical principles, such as honesty, compassion, respect, responsibility, and fairness. Discuss why these values are important for individual well-being, social cohesion, and the greater good of society. Help them to understand how moral values serve as guiding principles for ethical behavior and decision-making.

Research: Research projects on various moral dilemmas, ethical theories, or historical events that raise questions about moral values.