





# The Winchester School, Jebel Ali

## Family Learning Newsletter-Year 2 -December - 2024









	<p>To infer and explain the meaning of the text. To read the text, analyze the questions and respond to the given questions.</p>	<p>Write a sentence on a strip of paper. Cut it up in different parts. Mix up the sentence. <b>Encourage</b> your child to rearrange the jumbled words to form a sentence. <b>Talk</b> to your child about the use of punctuation marks in the sentence. Now ask your child to include punctuation marks to their sentence.</p> <p><b>Encourage</b> your child to construct a comprehension cootie catcher that will include questions about the characters, setting and the plot in the story. <b>Talk</b> about which part of the story is your child's favourite and discuss the reasons for their choice. <b>Share</b> different ideas or ways in which the story ending can be twisted to make it more engaging for the reader.</p> <p><b><u>Play roll a dice game</u></b> Take turns rolling the dice and talking about the topic next to the number.</p>	<p><b><u>Comprehension activities</u></b></p> <p><b><u>Reading Comprehension</u></b></p>
--	--	---	--



# The Winchester School, Jebel Ali

## Family Learning Newsletter-Year 2 -December - 2024




		<p>If you roll a</p> <p><b>Chat About...</b></p> <p> What was your favorite part of the story and why?</p> <p> What is your favorite illustration and what does it show?</p> <p> Pick 2 characters. Compare how they are alike and different.</p> <p> What is the setting of the book?</p> <p> What happened at the end of the story?</p> <p> Did you learn any lessons from the story?</p>															
<p><b>Mathematics</b></p>	<p><b>Statistics</b></p> <p>Ask and answer simple questions by counting the number of objects in each category and Interpret and construct block diagrams and simple tables. sorting the categories by quantity.</p> <p>Ask and answer questions about totaling and comparing categorical data.</p>	<p><b>Talk</b> to your child about different ways of presenting data. (Tables, block graphs etc)</p> <div data-bbox="943 922 1245 1241"> </div> <div data-bbox="1323 959 1507 1174"> <table border="1"> <thead> <tr> <th>Type</th> <th>Count</th> </tr> </thead> <tbody> <tr> <td>Compact</td> <td>7</td> </tr> <tr> <td>Sedan</td> <td>4</td> </tr> <tr> <td>SUV</td> <td>12</td> </tr> <tr> <td>Van</td> <td>9</td> </tr> <tr> <td>Truck</td> <td>3</td> </tr> <tr> <td>Other</td> <td>1</td> </tr> </tbody> </table> </div> <p><b>Encourage</b> your child to create a table and record the number of cars in the parking area. You can also ask your child to record:</p> <ul style="list-style-type: none"> <li>– types or colours of clothes in a wardrobe</li> <li>– colours of front doors</li> <li>– coins in a purse</li> </ul>	Type	Count	Compact	7	Sedan	4	SUV	12	Van	9	Truck	3	Other	1	<p><a href="#">Statistics Wk Sheet</a></p> <p><a href="#">Data Handling practice sheet</a></p> <p><a href="#">Bar Graph</a></p>
Type	Count																
Compact	7																
Sedan	4																
SUV	12																
Van	9																
Truck	3																
Other	1																

What happens when there are already four tally marks,



# The Winchester School, Jebel Ali

## Family Learning Newsletter-Year 2 -December - 2024



### QUESTIONS TO ASK

How do you make a tally mark?

Why is a pictogram called so?

Encourage your child to create questions based on the data collected and challenge his/her siblings to answer them using vocabulary like How many more? How many less? Total difference, least, most etc.

How many more spoons than forks/knives/ are in our kitchen?


What coins are the most in number?

Interpreting data

### Challenge

**Queen Esmerelda's coins**

Queen Esmerelda had 20 gold coins. She put them in four piles.



- ◆ The first pile had four more coins than the second.
- ◆ The second pile had one less coin than the third.
- ◆ The fourth pile had twice as many coins as the second.

PBL Activity

Maths About Me





# The Winchester School, Jebel Ali

## Family Learning Newsletter-Year 2 -December - 2024



Create a poster on **Maths About Me**. Include information like your age, your birth date. Number of toys that you have, number of teeth you have so far, length of your foot in centimeters, your height in centimeters etc. and represent this information as number sentences of addition and subtraction e.g. Your height is 56 cm so  $50 + 6 = 56$  cm, or  $78 - 22 = 56$  cm



MATH ABOUT ME	
I am _____ years old ____ + ____ = ____ ____ + ____ = ____ ____ + ____ = ____	I was born on _____ 
I have _____ pets. 	There are _____ people in my family. ____ boys ____ girls ____ + ____ = ____



# The Winchester School, Jebel Ali

## Family Learning Newsletter-Year 2 -December - 2024



<p><b>Science</b></p> 	<p>To identify that most living things live in places to which they are suited and are called habitats.</p>	<p>Going on a treasure hunt <b>Talk</b> to your child about the different places where they see animals and plants living.</p> <p><b>Encourage</b> children to write down all their findings and make a booklet on habitats.</p> <p><b>Share</b> with your child examples of plants and birds co-habiting. eg. Birds nesting in trees or bushes, squirrels living in trees, owls nesting in holes in trees, butterflies laying their eggs on plants etc.</p>	 <p><a href="#">What is a habitat.pdf</a></p> <p><a href="#">Animal homes.pdf</a></p>
<p><b>Humanities Geography</b></p>	<p><b><u>Welcome to the UK</u></b> continued</p> <p>To explore the countries of the United Kingdom.</p> <p><u>Key vocabulary:</u> The UK, United Kingdom, England, Scotland, Wales, Northern Ireland, Europe, seas, oceans, country, continent, capital city, map, equator.</p>	<p><b>Talk</b> to your child about the four countries, capital cities and surrounding seas and ocean of the UK and locate them on the map of the United Kingdom.</p> <p><b>Share</b> with your child the human features and the physical features of the UK.</p> <p><b>Encourage</b> your child to use world maps, atlases and globes to identify the United Kingdom and its countries as well as the continents and oceans of the world.</p>	<p><a href="#">Welcome to the UK.pdf</a></p>



# The Winchester School, Jebel Ali

## Family Learning Newsletter-Year 2 -December - 2024



<b>UAE Social Studies</b>	<p><b><u>UAE Heritage and Traditions</u></b></p> <p>To explore the heritage and traditions of the UAE.</p> <p><b><u>Key vocabulary:</u></b> traditions, heritage, heritage village, emirate</p>	<p><b>Share</b> with your child what a tradition is and your family traditions.</p> <p><b>Talk</b> to your child about the heritage and traditions of the UAE.</p> <p><b>Encourage</b> your child to practice their traditions, find out how traditions can be related to culture, draw a picture of their tradition, create a model of a heritage village in the UAE or visit one with you.</p>	<p><a href="#">UAE Heritage and Traditions.pdf</a></p>
<b>Arabic for Arabs</b>	<p>استكمال قصة بيت وسط العاصفة ومن خلالها</p> <p>يحدد التلاميذ اللام الشمسية والقمرية. يوظف التلاميذ اللام الشمسية والقمرية. يستخرج التلاميذ الأسماء والأفعال والحروف من فقرة.</p> <p>يكتب التلاميذ جملا مستخدمين الفعل المضارع والماضي .</p>	<p>الدعم المقدم من ولي الأمر تقديم الفيديوهات لمساعدة التلميذ على فهم اللام الشمسية والقمرية .</p> <p>تصميم خرائط ذهنية لكلمات تحوي اللام الشمسية والقمرية مساعدة التلميذ على فتح برنامج كتيبي .</p> <p>مساعدة التلميذ في كتابة الإملاء والتدريب عليها .</p> <p>يمكن لولي الأمر وينشستر ومتابعة التسجيلات الخاصة بالدروس ومشاركتها مع التلميذ وتدوين ما تعلمه في دفتره المدرسي.</p>	<p><a href="#">للقراءة منصة كتيبي</a></p> <p><a href="#">قناة اللغة العربية والتربية الإسلامية بمدرسة ونشستر</a></p>



# The Winchester School, Jebel Ali

## Family Learning Newsletter-Year 2 -December - 2024



<b>Arabic for non-Arabs</b>	<p><b>My school</b></p> <p>To use new words in sentences. To describe the school using adjectives. To conjugate the new verbs with the pronouns in sentences.</p>	<p>In every lesson, we provide the students with new words with their meanings to help your child memorize and use them in sentences of his/her own.</p> <p>Ask your child to speak about the school Ask your child to describe the school.</p> <p>Go through the links on the Arabic YouTube Channel so that you can help your child learn more at home about the topic.</p>	<p><a href="#">Arabic and Islamic YouTube Channel</a></p>
<b>Islamic Education for Arabs</b>	<p>اللطف الخبير أن يحلل التلميذ مظاهر قدرة الله أن يعدد التلميذ أسماء بعض مخلوقات الله أن يدلل التلميذ على مظاهر قدرة الله</p>	<p>يساعد ولي الأمر التلميذ من خلال: مساعدته في تحديد الأعمال المناسبة له . تصميم بطاقات لبعض مخلوقات الله. جمع صور لبعض مخلوقات الله والحديث عنها يمكن لولي الأمر الدخول من خلال الرابط المرفق لموقع قناة اللغة العربية والتربية الإسلامية الخاص بمدرسة ونشستر ومتابعة التسجيلات الخاصة بالدروس ومشاركتها مع التلميذ وتدوين ما تعلمه في دفتره المدرسي.</p>	<p><a href="#">قناة اللغة العربية والتربية الإسلامية بمدرسة ونشستر</a></p>
<b>Islamic Education for non-Arabs</b>	<p>Lesson: The Prophet Loves Work</p> <p>To explain the value of work in Islam</p> <p>To infer some aspects of the love of our Prophet, PBUH, to work.</p>	<p>Talk to your child about some aspects that show Prophet Muhammad's love of work.</p> <p>Encourage your child to look for the rewards of those who do their work sincerely and honestly.</p> <p>Encourage your child to color the monthly prayer chart and answers in the book ISLAM MY WAY OF LIVING Encourage your child to apply the obligatory element of Salah.</p>	<p><a href="#">Arabic and Islamic YouTube Channel</a></p>



# The Winchester School, Jebel Ali

## Family Learning Newsletter-Year 2 -December - 2024




		Go through the links on the Arabic and Islamic YouTube channel so that you can help your child learn more at home about the topic	
<b>Physical Education</b>	<p><u>Activity 1</u> Gymnastics- Walk on the beam and Jump</p> <p><u>Activity 2</u> Gymnastics- Walk on the beam and perform T Position</p>	<p>Talk and encourage the children to do the following:</p> <p><u>Proper warm-up</u> The students will do the proper warm up and will practice the skills with basic rules.</p> <p>Follow the links for the skills and rules</p> <p><u>Cooldown</u> After the game students will do proper cooldown activity.</p>	<p><a href="#">Walking on Beam.mp4</a></p> <p><a href="#">Walking on Beam &amp; T Position.mp4</a></p>



# The Winchester School, Jebel Ali

## Family Learning Newsletter-Year 2 -December - 2024



<p><b>Information and Communication Technology</b></p>	<p>To demonstrate how people can connect on the Internet.</p> <p>To recognize that the main purpose of product sites is to encourage viewers to buy products.</p>	<p><b>Share</b> with your child the importance of making smart, quality, and age-appropriate choices when interacting with <b>digital</b> content.</p> <p><b>Encourage</b> children to explore different ways to connect with the community.</p> <p><b>Talk</b> about the importance of being safe online and creating a smart password.</p> <p><b>Create</b> a Bingo card with different cyber safety rules or terms in each square (e.g., "Do not share your full name," "Ask a parent before downloading something," "Never talk to strangers online").</p>	<p><u><a href="#">Digital Citizens</a></u></p> <p><u><a href="#">Strong Passwords for Kids - 2024</a></u></p> <p><u><a href="#">Internet Safety for Kids: Teaching Kids About Internet Safety</a></u></p> 
<p><b>Music Year02 (Joyson)</b></p>	<p>Improving a child's confidence and musicality through singing actions songs and singing with the appropriate tune.</p>	<p>Let the children sing action songs at home.</p> <p>Ask the child to perform the songs we learned in school.</p> <p>Help the child choose which other songs they know aside from the songs taught in school and let them invent their own singing actions.</p>	<p><u><a href="#">Jungle Boogie Dance   Dance Along</a></u></p> <p><u><a href="#">I Am The Music Man – The Tofa Tafa Song   The BEST Action Song for Children   Little Action Kids 🎵 - YouTube</a></u></p>
<p><b>Music Year02 (Sunil)</b></p>	<p>Read and play Musical notes with the help of some words (Bee, Glow- worm, Butterfly and caterpillar)</p>	<p>Let the Children play the rhythm with the help of words by clapping (Bee, Glow- worm, Butterfly and caterpillar)</p> <p>Ask the child to read and play the musical notes without the word support</p>	



# The Winchester School, Jebel Ali

## Family Learning Newsletter-Year 2 -December - 2024



<b>Music Year02 (Kiko)</b>	Learning what are the different kinds of musical instruments and their sounds Improving children’s confidence and musicality through singing actions songs and chanting rhymes	Encourage the child to act like how a musical instrument is played Encourage the child to sing action songs at home.	<a href="#">Music Induction Day (Kiko).mp4</a> <a href="#">Music Lesson - The Orchestra Instruments.mp4</a>
<b>Moral Education</b>	Topic: Fairness by sharing.  To talk about the things, one is good at and things one finds more difficult, knowing that different people have different strengths and weaknesses.  To explore instances when one should try to improve to achieve fairness.	<b>Talk</b> to your child about fairness through Sharing.  Share some examples where fairness can be practiced.  <b>Encourage</b> your child to realize the importance of fairness through participation and reinforce the idea of sharing in all spheres of life.	<a href="#">To understand the importance of Sharing with Fairness.</a>