

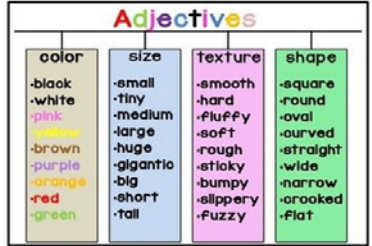
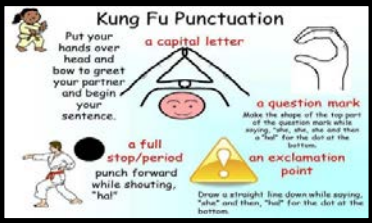




The Winchester School, Jebel Ali

Family Learning Newsletter- Year 3 December 2024




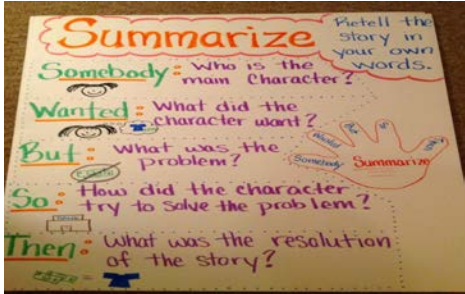


Area of learning	Focus	Activities to help your child at home	Useful Websites/Resources
<p>English- Literacy</p>	<p>Topic identified based on Term 1</p> <p>gap analysis:</p> <p>Spellings:</p> <p>Spelling of irregular verbs in the past tense.</p> <p>Grammar: Gap lessons</p> <p>Verbs-The Simple Past Tense</p> <p>To use sentences in the Past tense.</p> <p>Adjectives</p> <p>To use descriptive language.</p> <p>Punctuation Marks</p> <p>Full stop, Question mark, comma, exclamation mark, quotation marks and Capital letter.</p> <p>Novel: The Penguin Who Wanted to Find Out.</p>	<p>Tell your child that irregular verbs do not follow the normal patterns for tense and past participle. While most English regular verbs use the ending “-ed” for the past tense and participle forms, irregular verbs each have their own unique tense forms and past participles.</p> <p>Encourage your child to follow a set of actions.</p> <p>Guide your child to build a word wall of actions in the Present and the Past tense.</p> <p>Discuss verbs that are called irregular and do not follow the set rules of verb forms.</p> <p>Example: awake- awoke begin-began build- built</p> <p>Speak to your child about describing words.</p> <p>An adjective is a word that describes a person, animal, thing or thought. An adjective includes words that describe how something looks like, feels, tastes or smells.</p> <p>Encourage your child to describe something in the room while you guess what that object is. Take turns describing objects, people or animals.</p> <p>Ask your child to read a story to you.</p> <p>Encourage your child to action out the punctuation marks in the story with kung Fu punctuation.</p> <p>When your child completes a piece of writing, let your child circle the punctuation marks with colour.</p> <p>Encourage your child to think of the main idea of the novel. Then choose a chapter that your child enjoyed reading.</p>	<p>Verbs and the different tenses - BBC Bitesize</p>   



The Winchester School, Jebel Ali

Family Learning Newsletter- Year 3 December 2024

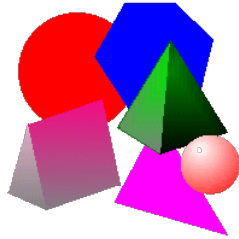



	<p>To analyse and evaluate the content of Chapters 1,2 and 3. To summarise the text.</p>  <p>Moral Education Making Others Feel Good.</p>	<p>Discuss the key parts of the chapter with these questions-</p> <ul style="list-style-type: none"> • What is the main idea of the story? • What are the important details necessary for supporting the main idea? • What information is irrelevant or unnecessary? <p>Guide your child to write out the most important parts of the story in short paragraphs. Use the structured summarizing routines such as “Someone Wanted But So Then” or “Five-Finger (5Ws)” summarizing.</p> <p>Encourage your child to think about someone outside your family who helps you. Tell your child to describe who they are and what they do to help you. Share with your child how you can help them back.</p>	 				
<p>Mathematics: Addition and Subtraction</p> <p>Geometry</p>	<p>Topic identified based on Term 1 Gap: Subtraction- Inverse Operation: To subtract two digit and three-digit numbers and multistep word problems. To solve inverse operations using subtraction sign.</p> <p>Shapes To be able to identify 2D and 3D shapes.</p>	<p>Talk to your child about subtracting numbers mentally. E.g: $500-200= 300$ and $356-100= 256$ Share with your child the importance of using inverse operations as it helps in finding the missing numbers. E.g. $600+ \underline{\quad} = 800$ Inverse also help us to check the calculation accurately.</p> <p>Ron wants to check this addition calculation.</p> <div style="border: 1px solid black; padding: 5px; width: fit-content; margin: 10px auto;"> $320 + 719 = 1,039$ </div> <p>Circle the subtractions that can be used to check Ron's addition.</p> <table style="width: 100%; text-align: center;"> <tr> <td>$1,039 - 719$</td> <td>$320 - 1,039$</td> </tr> <tr> <td>$719 - 320$</td> <td>$1,039 - 320$</td> </tr> </table>	$1,039 - 719$	$320 - 1,039$	$719 - 320$	$1,039 - 320$	<p><u>Inverse Operations Activities</u></p> <div style="border: 1px solid black; padding: 5px;"> <p>Missing numbers Fill in the missing numbers. Use the inverse to check your answers. Show your workings in the box below.</p> <p>$390 + \square = 990$ $\square + 20 = 115$</p> </div> <p><u>Find a Shape</u></p>
$1,039 - 719$	$320 - 1,039$						
$719 - 320$	$1,039 - 320$						



The Winchester School, Jebel Ali

Family Learning Newsletter- Year 3 December 2024




Properties of Shapes








Talk to your child about the different 2D and 3D shapes they see around them e.g. road sign boards, items found in the kitchen.

Encourage your child to open an empty cereal box, undo all flaps, check its net and sketch it on paper. Identify the shapes you have sketched.





Ask your child with riddles based on shapes.

	This 3D shape is a _____ It has _____ Faces: _____ Vertices: _____
	This 3D shape is a _____ It has _____ Faces: _____ Vertices: _____
	This 3D shape is a _____ It has _____ Faces: _____ Vertices: _____
	This 3D shape is a _____ It has _____ Faces: _____ Vertices: _____
	This 3D shape is a _____ It has _____ Faces: _____ Vertices: _____



Solid Shapes

Drag the shapes into the chart.

rectangular prisms	cubes
	

Science

To investigate which type of soil can retain the most amount of water and why.

Encourage your child to list steps of investigation.

Talk about different types of soil.


Share examples of soil in the potted plants and soil we find at the beach. To test this idea, compare how quickly water moves through various soil samples. Place three samples

<https://www.bbc.co.uk/teach/class-clips-video/articles/ztsr96f>



The Winchester School, Jebel Ali

Family Learning Newsletter- Year 3 December 2024




	<p>To describe in simple terms how fossils are formed when things that have lived are trapped within rock.</p>	<p>in three filters, add 100 ml of water and then measure how much water has been retained by the soil.</p> <p>Talk to child about different rocks and soils form based on where they are and what’s happened to them over time. Discuss that the fossils get preserved in sediment rocks.</p> <p>Make Your Own Fossils: Roll out the Play-Doh or clay to create a flat surface. Press a small object (like a toy dinosaur, shell, or leaf) into the clay to make an imprint. Carefully remove the object to leave an impression of the item (this simulates how fossils are formed when plants or animals are trapped in sediment). If desired, let the clay harden (or bake if you're using oven-bake clay) to "preserve" your fossil.</p> <div data-bbox="877 1052 1507 1292" data-label="Image"></div>	<p>https://www.bbc.co.uk/bitesize/articles/zt3ntrd#zwxkkt</p>
<p>Humanities Geography Geography</p> <p>The United Kingdom –</p>	<p>To name and locate the rivers and seas of the United Kingdom using a map or an atlas</p>	<p>Encourage your child to locate the United Arab Emirates and its surrounding seas on a map of the world. Locate your home country and then the United Kingdom, its rivers and surrounding seas on a map.</p>	<p>The United Kingdom Rivers and Seas.pdf</p> <p>Key vocabulary: river, sea, North Sea, English Channel, Irish Sea,</p>



The Winchester School, Jebel Ali

Family Learning Newsletter- Year 3 December 2024




Rivers and Seas continued		Talk about the key rivers and seas and their importance. Play a game - who can locate them the quickest on a map. Share time together following a river on a map to find where it starts (source) and ends (mouth).	Atlantic Ocean, River Thames, River Severn, River Tay, River Bann
UAE Social Studies UAE Project	To explore traditional Emirati sports and games.	Talk with your child about the traditional Emirati sports and games. Share information about the sports played in the UAE in the past. Encourage your child to find out details about the traditional games of the UAE.	UAE Project.pdf Key vocabulary: traditional, famous, falcon
Arabic for Arabs	قصة مالك النسر الذهبي أن يحدد التلميذ عناصر القصة أن يحلل التلميذ عناصر القصة أن يفسر التلميذ المفردات الجديدة في القصة أن يقرأ التلميذ قراءة جهرية سليمة مراعياً التنغيم والضبط السليم أن يحدد الفكرة الرئيسة والأفكار الفرعية أن يحدد التلميذ عناصر القصة أن يجمع كلمات من محيط لغوي واحد موضحاً الفرق في دلالاتها أن ينشئ جملاً اسمية وفعلية بسيطة	يستطيع السيد ولي الأمر أن يساعد الطالب عن طريق مساعدة الطالب في تفسير معاني وكلمات نص " مالك النسر الذهبي " ووضعها في جمل مساعدة الطالب على استخدام الكلمات الجديدة في تعبيراته داخل المنزل مساعدة الطالب في الربط بين خبراته ومعلوماته السابقة وبين ما يتعرفه من معلومات جديدة حث الطالب على التحدث موظفا الجملة الاسمية والجملة الفعلية مساعدة التلميذ في وصف شخصيات القصة وتحليلها يمكن لولي الأمر الدخول من خلال الرابط المرفق لموقع قناة اللغة العربية والتربية الإسلامية الخاص بمدرسة ونشستر ومتابعة التسجيلات الخاصة بالدروس ومشاركتها مع التلميذ وتدوين ما تعلمه في دفتره المدرسي	قناة اللغة العربية والتربية الإسلامية بمدرسة ونشستر
Arabic for Non-Arabs	<u>THE CLOTHES SHOP</u> To create sentences about the clothes shop. To describe the clothes. To create tweets about clothes correctly. To express the opinion about the clothes.	In every new lesson, we provide new words with its meanings. Help your child to memorize them and using them in sentences on his/her own. Help your child to link between the picture and the word. Ask your child to draw things seen at clothes shop. Go through the links on the Arabic and Islamic YouTube channel so that you can help your child learn more at home about the topic.	Arabic and Islamic YouTube Channel https://kutubee.com/



The Winchester School, Jebel Ali

Family Learning Newsletter- Year 3 December 2024



Islamic for Arabs	<p>سورة التين</p> <p>أن يشرح التلميذ المعنى الإجمالي للآيات الكريمة</p> <p>أن يستنتج التلميذ نعم الله على الإنسان من خلال الآيات الكريمة</p> <p>أن يفرق التلميذ بين الشقي والتقي يوم القيامة</p>	<p>حث التلميذ على تعلم السورة من خلال المصحف المعلم تشجيع التلاميذ على فعل الخير الذي يقود للجنة يمكن لولي الأمر الدخول من خلال الرابط المرفق لموقع قناة اللغة العربية والتربية الإسلامية الخاص بمدرسة ونشستر ومتابعة التسجيلات الخاصة بالدروس ومشاركتها مع التلميذ وتدوين ما تعلمه في دفتره المدرسي</p>	<p>قناة اللغة العربية والتربية الإسلامية بمدرسة ونشستر</p>
Islamic for Non-Arabs	<p>Belief (Iman) belief in angels. To find out the Arabic word for Angle, their characteristics and duties. To define who the angels are and what they are made of. To recognize that the belief in the unseen Angels is one of the six pillars of Iman. To be able to mention the names and attributes of some angels. To be able to describe their function and deeds.</p>	<p>Please encourage your child to read the topic and understand the meaning of believing of the six pillars of Iman</p>	<p>Arabic and Islamic YouTube Channel</p>



The Winchester School, Jebel Ali

Family Learning Newsletter- Year 3 December 2024



	that they are able to play in the recorder.	80 BPM - Simple Straight Beat - Drum Track – YouTube.	
Moral Education	Tolerance and Respect for Difference To identify ways to be more understanding towards others. To praise and celebrate special features in others. To recognise that we are all different and why this is to be welcomed and respected.	Encourage open discussions about cultural diversity and build appreciation for various backgrounds. Talk to your child about the importance of understanding and relating to people who may look or think differently than they do. Speak about celebrating differences and encourage them to feel confident about who they are.	