
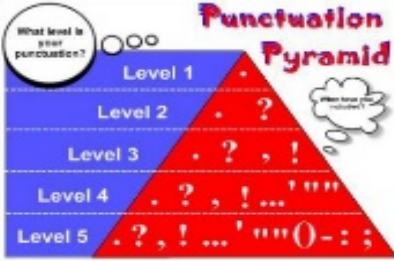




# The Winchester School, Jebel Ali

## Family Learning Newsletter- Year 4 December 2024




Area of learning	Focus	Activities to help your child at home	Useful Websites/Resources
<p><b>Literacy</b></p>	<p><b>Revision based on GAP ANALYSIS</b></p> <p><b>Spelling: Learning Objective</b></p> <ul style="list-style-type: none"> <li>To spell homophones</li> </ul> <p><b>Grammar: Learning Objective</b></p> <ul style="list-style-type: none"> <li>Revisit SPAG topics with special focus on use of connectives, adverbs and adverbials.</li> </ul> <p><b>Punctuations: Learning Objective</b></p> <ul style="list-style-type: none"> <li>To use basic punctuations to mark grammatical boundaries like commas and full stops are used to join and separate clauses. To identify in their writing which is more effective.</li> </ul> <p>Speaking: Importance of UAE National Day</p> <p><b>Text level:</b> Reading Comprehension-SAT STYLE</p> <p><b>Moral Education link- Unit 1- Equality and Appreciation 1.5 Appreciation and Gratitude</b></p> <p>Students write poems to appreciate and express gratitude towards the important people who help them in their everyday life using expressive language</p>	<p><b>Tell</b> them that homophones are words that sound the same but are spelt differently and have a different meaning. <b>Ask them</b> to look for homophones in the dictionary or in the newspaper and magazines.</p> <p><b>Discuss</b> the use and importance of connectives.</p> <p><b>Encourage</b> them to make a book of homophones that they come across.</p> <p><b>Ask</b> the children to recall the meaning and purpose of adverbs and take suggestions.</p> <p><b>Play</b> the Random Wheel game on fronted adverbials with your children.</p> <p><b>Look</b> for past tense, adjectives, verbs, adverbs frequently and discuss spellings.</p> <p><b>Example-</b> Use different colours to highlight the adjectives, verbs and adverbs.</p> <p><b>Example:</b> Plop was fat and fluffy. He had a beautiful heart-shaped ruff. He had enormous, round eyes. He had very knackery knees</p> <p><b>Talk</b> to the children that inverted commas or speech marks go around direct speeches, including its punctuation.</p> <p><b>Remind</b> them that if the speech ends with an exclamation mark or question mark, this also goes inside the inverted commas.</p> <p><b>Give an unpunctuated</b> paragraph to the children and ask them to rewrite the same using punctuations appropriately.</p> <p><b>Create</b> their own punctuation cards and <b>explain</b> its usage.</p> <p><b>Enjoy Kung FU punctuation activity using the links.</b></p>	<p><a href="https://www.theschoolrun.com/what-are-connectives">https://www.theschoolrun.com/what-are-connectives</a></p> <p><a href="#">Fronted Adverbials</a></p>  <p><a href="#">possessive apostrophes</a></p> <p><a href="https://www.everyschool.co.uk/english-key-stage-2-comprehension-2.html">https://www.everyschool.co.uk/english-key-stage-2-comprehension-2.html</a></p> <p><a href="https://www.k5learning.com/reading-comprehension-worksheets">https://www.k5learning.com/reading-comprehension-worksheets</a></p> <p><a href="#">Online punctuation games</a></p>

**School Nurse**  
 Putting on band aides,  
 Stopping a bloody nose.  
 Holding on to ice packs,  
 Giving out change of clothes.  
 Tirelessly healing  
 all day long.  
 Just to make sure,  
 that nothing goes wrong.  
 Our children are safer,  
 because of you.  
 Thank You School Nurse,  
 For all that you do.



# The Winchester School, Jebel Ali

## Family Learning Newsletter- Year 4 December 2024

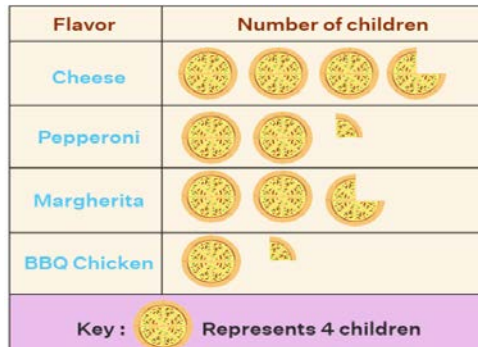


### Maths Statistics

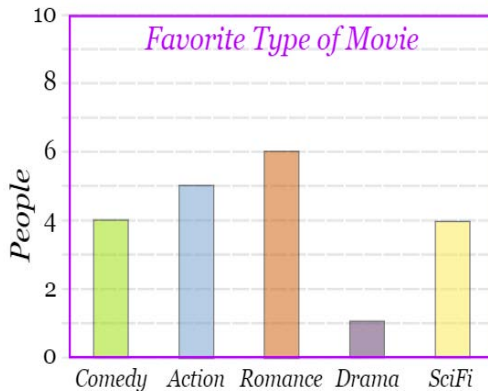
Pupil book 4 B  
Page 40,41

Pupils Book 4 C  
Page no 52 and  
53

**Pictograph: -**  
**To collect, organize and interpret selected information to pictographs**



**Bar chart: -**  
**To interpret and present data using bar charts.**



### Pictograph

**Talk: -**Pictographs are charts that are used to represent data using icons and images relevant to the data. A key is often included in a pictograph that indicates what each icon or image represents. Let us understand the concept of pictographs using examples.

**Share: -**A survey was conducted for 40 children by a fast-food junction to understand the demand for different flavours of pizza available in their outlet. The results were as follows:

**Talk: -**A Bar Graph (also called Bar Chart) is a graphical display of data using bars of different heights It is a really good way to show relative sizes: We can see which types of movie are most liked, and which are least liked, at a glance.

**Share: -**We can use bar graphs to show the relative sizes of many things, such as what type of car people have, how many customers a shop has on different days and so on.

Example: Nicest Fruit

A survey of 145 people asked them "Which is the nicest fruit?":

Fruit:	Apple	Orange	Banana	Kiwifruit	Blueberry	Grapes
People:	35	30	10	25	40	5

[Pictograph](#)

[Games](#)


[Bar Chart](#)

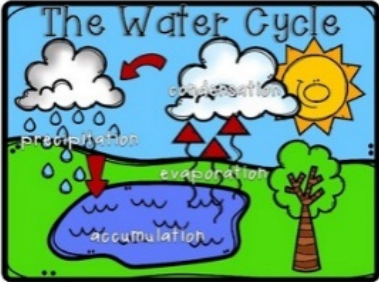
[Bar chart Games](#)



# The Winchester School, Jebel Ali

## Family Learning Newsletter- Year 4 December 2024




<p><b>Science</b></p>	<p><b>Sublimation:</b> To compare and contrast the processes of sublimation and evaporation.</p> <p><b>Water cycle:</b>  To explore the Water cycle.</p>	<p><b>Talk</b> about the fact that some solids when heated change directly into gas and that's called sublimation. Example: dry ice.</p> <p><b>Share</b> the uses of sublimation in real life. Examples: decorating apparel, signs and banners, as well as novelty items such as cell phone covers, plaques, coffee mugs, and other items with sublimation-friendly surfaces.</p> <p><b>Encourage</b> them to explore in detail about the process of sublimation.</p> <p><b>Talk</b> about the importance of the Water cycle.</p> <p><b>Share</b> how there is dew formation on the cars during the night, ask them to relate it to any other situations, like – ice cream or juice cans removed from the fridge and left out for some time have water droplets.</p> <p><b>Encourage</b> them to read and find information on the Water cycle and the processes involved in it.</p> <p><b>Place</b> water in the container and cover it with plastic wrap. Put it in a warm location, such as by a sunny window or under a lamp. Over time, the water will evaporate, condense on the plastic wrap, and eventually "rain" back down into the container. This demonstrates evaporation, condensation, and precipitation in action.</p>	<p><a href="#">Sublimation (Phase Transition) - Definition &amp; Examples with Videos</a></p> <p><a href="#">Sublimation Facts for Kids</a></p> <p><a href="#">water cycle - Kids   Britannica Kids   Homework Help</a></p> 
<p><b>Humanities History</b></p>	<p><b>The Roman Empire and its impact on Britain – The Invasions</b> To explore the spread of the Roman empire and the invasion of Britain.</p>	<p><b>Talk</b> to your child about the ancient Romans and the extent of their empire.</p> <p><b>Share</b> with your child the achievements of the ancient Romans in Rome and around their empire.</p>	<p><a href="#">Romans – The invasion</a></p>



# The Winchester School, Jebel Ali

## Family Learning Newsletter- Year 4 December 2024




	<b>Key vocabulary:</b> invasion, conquest, empire, Julius Caesar, Emperor Claudius, conquer, occupy	<b>Encourage</b> your child to create a timeline or poster to show how the Roman Empire spread from 800 BCE to 305 CE.	
<b>UAE Social Studies</b>	<b>Different Kinds of Map</b>  To explore different kinds of maps.  <b>Key vocabulary:</b> political map, population density, legend, rainfall	<b>Talk</b> with your child about the different kinds of maps there are. <b>Share</b> the importance of the key or legend on a map and what the different colours and symbols in them represent. <b>Encourage</b> your child to research different maps of their choice. Eg. political maps, physical maps, population density maps, rainfall maps, etc.	<a href="#">Different Kinds of Maps.pdf</a>
<b>Arabic for Arabs</b>	<b>: الاسمىة الجملة</b> أن يحدد التلميذ ركنى الجملة الاسمىة . ركنى الجملة يضبط التلميذ أن الاسمىة. أن يميز التلميذ أنواع الخبر فى الجملة الاسمىة .	<b>: يساعده فى</b> لعبة جملة وكلمه للتعرف على الجملة الاسمىة البحث عن شواهد عن الجملة الاسمىة  قناة اللغة العربية المرفق لموقع يمكن لولى الأمر الدخول من خلال الرابط ومتابعة التسجيلات الخاصة ونشستر والتربية الإسلامية الخاص بمدرسة بالدروس ومشاركتها مع التلميذ وتدوين ما تعلمه فى دفتره المدرسى	
<b>Arabic for Non-Arabs</b>	Places in the city To identify the different kinds of places. To make sentences using the new vocabulary .	new vocabulary and list ther memorize child to Help your .them in the Arabic workbook Help your child to use the dictionary to know the new vocabulary Go through the links on the Arabic and Islamic YouTube channel so that you can help your child learn more at home about the topic.	<a href="#">Arabic and Islamic YouTube Channel</a>
<b>Islamic for Arabs</b>	الطارق سورة أن يلتزم التلميذ آداب التلاوة أن يحدد التلميذ معانى المفردات الجديدة أن يوضح التلميذ المعنى الإجمالى للسورة	يساعد ولى الأمر التلميذ فى  حئه على تعلم السورة من خلال المصحف المعلم. تشجيعه على التزام صفات المؤمن قولا وفعلا. دعنه فى استخدام الباحث القرآنى لتفسير معانى الآيات الكريمة.	<a href="#">قناة اللغة العربية والتربية الإسلامية بمدرسة ونشستر</a>



# The Winchester School, Jebel Ali

## Family Learning Newsletter- Year 4 December 2024




		قناة اللغة المرفق لموقع يمكن لولي الأمر الدخول من خلال الرابط ومتابعة التسجيلات ونشستر العربية والتربية الإسلامية الخاص بمدرسة الخاصة بالدروس ومشاركتها مع التلميذ وتدوين ما تعلمه في دفتره المدرسي.	
<b>Islamic for non-Arabs</b>	<p><b>To distinguish that belief in Allah's Books is one of the pillars of faith.</b></p> <p><b>To list the names of divine books, and to whom they were Revealed</b></p>	<p>Talk with your child about that belief in the books of Allah from the pillars of Iman.</p> <p>Share with your child the names of the whole sacred books of Allah.</p> <p>Go through the links on the Arabic and Islamic YouTube channel so that you can help your child learn more at home about the topic.</p>	<p><a href="#">Arabic and Islamic YouTube Channel</a></p>
<b>Physical Education</b>	<p>Throwball – Catching</p> <p>Throwball – Team Play</p>	<p><b><u>Talk and encourage the children to do the following:</u></b></p> <p><u>Proper warm up</u> The students will do the proper warm up and will practice the skills with basic rules.</p> <p>Follow the links for the skills and rules</p> <p><u>Cooldown</u> After the game students will do proper cooldown activity.</p>	<p><a href="#">Throwball-Catching.mp4</a></p> <p><a href="#">Throw ball Game.mp4</a></p>
<b>Information and Communications Technology</b>	<p>To create well formatted reports, newsletters, time table or a logo in MS Word by using textboxes, columns option, tables and formatting options.</p>	<p>Creative thinking, Organizational Skills, Encourage your child to explore on the features in Word to insert Textbox, Table, and Header and Footer.</p> <p>Activity: Create a Class Timetable and Newsletter Report using Microsoft Word Features</p>	<p><a href="https://edu.gcfglobal.org/en/word/#">https://edu.gcfglobal.org/en/word/#</a></p>



# The Winchester School, Jebel Ali

## Family Learning Newsletter- Year 4 December 2024



<p><b>Music</b> Mr. Kiko</p>	<ul style="list-style-type: none"> <li>Improving children’s confidence and musicality through singing actions songs and chanting rhymes.</li> <li>Reading notes</li> <li>Listening Skills</li> </ul>	<ul style="list-style-type: none"> <li>Encourage your child to practice recorder at home</li> <li>Encourage the child to sing action songs at home.</li> <li>Encourage the child to watch the kinds of notes video</li> </ul>	<p><a href="#">Kinds of Notes (Year4).mp4</a></p> <p><a href="#">Year04 Recorder Lesson Itsy Bitsy Spider.mp4</a></p>
<p><b>Music</b> Mr. Sunil</p>	<p>Learning how to play the song “Happy birthday” on recorder</p>	<ul style="list-style-type: none"> <li>Let the child practice at home, even though there will be squeaking. Be an audience. But better also check if the child is holding the recorder properly.</li> </ul>	
<p><b>Music</b> Mr. Joyson</p>	<p>Improving child’s confidence and musicality through music letter names reading for beginners.</p> <p>We explore the music notes in a specific song “Lightly row”. So that they are able to play in the recorder</p>	<ul style="list-style-type: none"> <li>Let the child understand the music note and the finger position on the recorder.</li> <li>Ask the child to perform it with the beat. Below mentioned link is for the beats.</li> <li>80 BPM - Simple Straight Beat - Drum Track - YouTube</li> </ul>	
<p><b>Moral Education</b></p>	<p><b>1. Me and My world.</b></p>	<p><b>Talk</b> with your child to act to protect their environment (using communication skills to work with others and engage them in this action), use problem-solving skills to overcome challenges and show commitment and persistence to complete the task</p>	