




The Winchester School, Jebel Ali

Family Learning Newsletter -Year 5- December -2024



Area of Learning	Focus	Activities to help your child at home	Useful websites/Resources
<p>English</p>	<p>Revision based on GAP ANALYSIS</p> <p>Spelling: To spell words with suffix and prefix</p> <p>Grammar: Learning Objective Revisit SPAG topics with special focus on use of Pronouns, Types of Sentences, Fronted Adverbials and Adjectives.</p> <p>Punctuations: To use basic punctuations to mark grammatical boundaries like commas, full stops, exclamation mark, question mark, parenthesis. To identify in their writing which is more effective.</p> <p>THANKS for ALL that you did today in your classroom... for making a million little light seconds DECISIONS for the benefit of your students. * for putting your own heads on high and keeping them the FOCUS of your day. * for PLANNING for them long before today ever got rolling. for CHANGING these plans because they didn't fit someone who needed a bit of extra * for smiling, LAUGHING WITH THEM and praising their efforts, trials and mistakes. for placing your hand on a shoulder that was EMOTIONAL when someone needed for getting down on the physical level of your students because IT MATTERS. for thinking of a new way to teach someone who wasn't getting it. you matter. yes - YOU MATTER. KindergartenWorks</p>	<p>Tell them that there are words that can be changed by adding letters before the word (prefix) and after the word (suffix) and have a different meaning word. Ask them to look for such words in the dictionary or in the newspaper and magazines.</p> <p>Discuss the use and importance of pronouns and different types of sentences that we use in day-to-day communication.</p> <p>Encourage them to make a book adjectives and adverbs that they come across.</p> <p>Ask the children to recall the meaning and purpose of adverbs and take suggestions.</p> <p>Play the Random Wheel game on fronted adverbials with your children.</p> <p>Look for adjectives, verbs, adverbs frequently and discuss spellings.</p> <p>Example- Use different colours to highlight the adjectives, verbs and adverbs.</p> <p>Talk to the children that exclamation mark goes when one expresses strong emotions, question mark is used when asking question sentences. All sentences must end with a punctuation mark.</p> <p>Give an unpunctuated paragraph to the children and ask them to rewrite the same using punctuations appropriately.</p> <p>Create their own punctuation cards and explain its usage.</p> <p>Enjoy Kung FU punctuation activity using the links.</p> <p>To enhance reading comprehension skills, here are three important strategies that you can support your child with: Preview the Text: Before diving into the material, skim the text to get an overview. Look at headings, subheadings, bolded or</p>	<p><u>Fronted Adverbials</u></p> <p><u>Online punctuation games</u></p>



The Winchester School, Jebel Ali




Family Learning Newsletter -Year 5- December -2024

	<p>Speaking: Importance of UAE National Day Text level: Reading Comprehension- Phone Trouble Moral Education link- Appreciation & Gratitude Students write poems/letters/postcards to appreciate and express gratitude towards the important people who help them in their everyday life using expressive language.</p>	<p>italicized words, and any summaries or questions at the end. This helps activate prior knowledge and provides a framework for understanding the content.</p> <p>Annotate and Take Notes: While reading, underline key points, circle unfamiliar words, and jot down questions or summaries in the margins. Active engagement with the text keeps you focused and helps solidify understanding, making it easier to recall important details later.</p> <p>Summarize and Reflect: After reading a section, pause and summarize what you've learned in your own words. This reinforces comprehension and allows you to identify the main ideas. Reflecting on how the information connects to what you already know strengthens memory retention.</p>	
<p>Mathematics: Geometry: Position and Direction</p>	<p>To recognize where a shape will be after a translation on a 2-D grid and know that the shape has not been changed.</p>	<p>Talk to the children that translation is the movement of the shape from one place to another without rotation or reflection.</p> <p>Share a few real-life examples for translation of 2D shapes.</p> <p>Encourage the children to translate a shape on a 2D grid and know that there is no change in shape.</p> <div data-bbox="936 1189 1249 1348" data-label="Image"></div>	<p>https://on.mathgames.com/skill/5.139-identify-reflections-rotations-and-translations</p>



The Winchester School, Jebel Ali

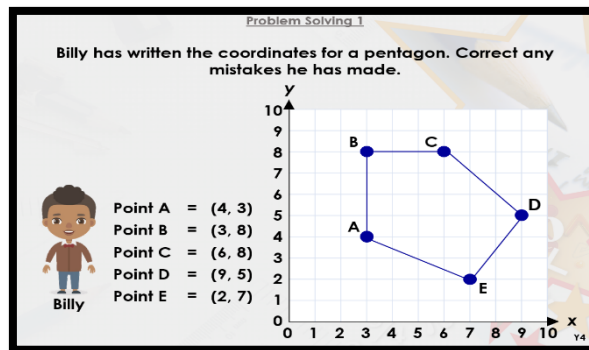
Family Learning Newsletter -Year 5- December -2024



Statistics

Bar Graph:

To record, interpret and present data using different ways of representation.



Talk to your child about graphs play an important part in our modern lives. Graphs are beneficial because they summarize and display information in a manner that is easy for most people to comprehend. They are used extensively in Sales and marketing, Economics, Business, Psychology, Science and Medicine.

Share typical examples of the types of data that can be presented using bar graphs are monthly rainfall and annual unemployment rates etc.

[bar chart](#)

<https://www.mathgames.com/skill/6.94-create-bar-graphs>

<https://www.mathgames.com/skill/6.93-interpret-bar-graphs>

Science: Electricity: Understanding the effects of power demands in electrical circuits.

To analyse and explain the factors that cause differences in the performance of components.

To investigate how adding a motor with higher power requirements than a bulb affects the performance of both components in a circuit.

Explore Household Appliances: Show your child different appliances with motors, like a fan or a blender, and small devices with lights, like a flashlight or nightlight. Discuss how these components might need different amounts of power to work effectively. This will help them understand that components vary in their energy needs.

Discuss Battery Drain in Real Life: Talk about situations where high-powered devices drain batteries quickly, like when using a flashlight with multiple bulbs or a toy with a motor. Explain how

Circuit construction kit

https://learningcircuits.co.uk/circuit_builder

Digital Circuit Simulator

https://phet.colorado.edu/sims/html/circuit-construction-kit-dc/latest/circuit-construction-kit-dc_en.html

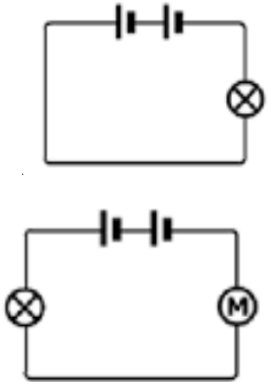
Interactive circuit simulators allow children to build circuits virtually. They



The Winchester School, Jebel Ali




Family Learning Newsletter -Year 5- December -2024

<p>Working Scientifically</p>		<p>this happens because some components use more energy, which can affect how long a battery lasts for other parts.</p> <p>Discuss the significance of conducting a fair test in an investigation.</p> <p>Explain how the scientific method is applied in daily life. For instance, explore how light intensity affects plant growth.</p> <p>Highlight the importance of forming a hypothesis in scientific inquiry.</p>	<p>can add different components, like bulbs and motors, to see how each affects the circuit’s overall performance. This is a safe way to experiment if physical components aren’t available.</p>
<p>Humanities Geography</p>	<p>To explore the similarities and differences in the human and physical geography of your local area and a region of North America.</p>	<p>Talk to your child about the physical and human features of North America.</p> <p>Share with your child the variety of human and physical features in Death Valley, California, United States of America.</p> <p>Encourage your child to create a well labelled map of North America with the physical and human features in it. Compare them with the physical and human features of the UAE.</p>	<p>North America Comparing Places North America .pdf</p> <p>Key vocabulary: physical geography, human geography, settlement, economy, natural resources, river, lake, landscape, mountain, volcano, biome, vegetation belt, wildlife, flora, fauna, climate, water, fieldwork, measure, observe, record, map, sketch, graph</p>



The Winchester School, Jebel Ali



Family Learning Newsletter -Year 5- December -2024

<p>UAE Social Studies UAE National Day- continued</p>	<p>To explore the traditional games of the UAE.</p>	<p>Talk with your child about the games you enjoyed as a child.</p> <p>Encourage your child to research why we celebrate National Day in the UAE with great enthusiasm.</p> <p>Share the advancements the UAE has made since its first National Day.</p> <p>Together find out about the traditional games played in the UAE and other parts of the world.</p>	<p>UAE National Day.pdf</p> <p>Vocabulary: Al Gaheef game, Karabi game, Khoosa Boosa game</p>
<p>Arabic for Arabs</p>	<p>"قصة " هاتشيكو الكلب الوفي بكتاب النشاط "</p> <p>أَنْ يُفسِّرَ التلميذ المُفْرَدَاتِ الجَدِيدَةَ مُوظِّفًا القَامُوسَ المُصَوِّرَ.</p> <p>أن يفسر التلميذ الكلمات والعبارات المستخدمة في النصوص الأدبية.</p> <p>أَنْ يُحدِّدَ التلميذ عَنَاصِرَ القِصَّةِ الفَنَائِيَّةِ: (الشَّخْصِيَّاتِ، وَالمَكَانَ وَالزَّمَانَ العَاطِفَةَ .</p> <p>أن يُجيبَ التلميذ عَنَ أسْئَلَةِ النِّصِّ وَبَطْرَحُ أسْئَلَةٍ: (مَنْ - ماذا - متى - أين - لماذا - كيف) مُظهِرًا فَهْمَهُ لِلنِّصِّ، مُبَدِّيًا رَأْيَهُ فِيهِ.</p>	<p>قراءة بعض القصص المتعلقة برنامج اقرأ بالعربية .</p> <p>مشاهدة فيديو عن الوفاء .</p> <p>تدريب المتعلم بالمنزل على بعض الكتابات الوصفية.</p> <p>تشجيع المتعلم على كتابة فقرة مُصَمِّمًا إيَّاهَا جُمْلَةً رَئِيسَةً، وَتَفَاصِيلَ دَاعِمَةً، وَجُمْلَةً خَاتِمَةً.</p> <p>يُحدِّدُ المُتَعَلِّمُ بعض الأحداث مُستَخلِصًا مَعْرَافًا، مُعَبِّرًا عَنَ رَأْيِهِ فِيهَا .</p> <p>يمكن لولي الأمر الدخول من خلال الرابط المرفق لموقع قناة اللغة العربية والتربية الإسلامية الخاص بمدرسة ونشستر ومتابعة التسجيلات الخاصة بالدروس ومشاركتها مع التلميذ وتدوين ما تعلمه في دفتره المدرسي.</p>	<p>قناة اللغة العربية والتربية الإسلامية بمدرسة ونشستر</p>
<p>Arabic for Non – Arabs</p>	<p>My Area <u>منطقتي</u></p> <p>To describe some places in his/ her area.</p> <p>To analyse an article about his/ her area.</p>	<p>Encourage your child to use the topic vocabulary to practice writing about his favorite celebrity.</p> <p>Encourage your child to memorize his/her new vocabulary about the new topic (My area) the (dictionary).</p>	<p>Arabic and Islamic YouTube Channel</p>



The Winchester School, Jebel Ali




Family Learning Newsletter -Year 5- December -2024


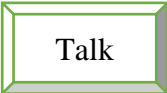


	<p>To express the opinion in some places in different areas. To describe favourite places using the exclamation style. To create signs, and tweets about different places.</p>	<p>Share videos with your child about some places to help him in comparing between them. Go through the links on the Arabic and Islamic YouTube channel so that you can help your child learn more at home about the topic.</p>	
<p>Islamic Education for Arabs</p>	<p>محبة الله تعالى أن يوضح الطالب مفهوم محبة الله تعالى وكذلك ثمرات هذه المحبة أن يستنتج الطالب أهمية محبة الله تعالى</p>	<p>يساعد ولي الأمر التلميذ في التعرف أكثر مفهوم المحبة في الاسلام يمكن لولي الأمر الدخول من خلال الرابط المرفق لموقع قناة اللغة العربية والتربية الإسلامية الخاص بمدرسة ونشستر ومتابعة التسجيلات الخاصة بالدروس ومشاركتها مع التلميذ وتدوين ما تعلمه في دفتره المدرسي</p>	<p><u>قناة اللغة العربية والتربية الإسلامية بمدرسة ونشستر</u></p>



The Winchester School, Jebel Ali




Family Learning Newsletter -Year 5- December -2024



<p>Islamic Education for Non – Arabs</p>	<p>The most beloved deeds to Allah. To explain the general meaning of the hadith. To conclude the benefit lesson from the hadith. To list some good deeds with evidence from Quran and sunnah.</p>	<p>Talk with your child about the most beloved deeds to Allah. Go through the links on the Arabic and Islamic YouTube channel so that you can help your child learn more at home about the topic.</p>	<p>Arabic and Islamic YouTube Channel</p>
<p>French</p>	<p>Topic: French poster creation To recap topics done in term 1</p>	<p>  Talk</p> <p>Ask your child about the date of birth, today date, names and to introduce himself in French</p> <p>  Share</p> <p>Create a poster about term 1 topics in French</p>	<p>https://quizizz.com/admin/quiz/673ab8398942ffb5d73c55d2</p> <p>https://quizizz.com/admin/quiz/5f042ccb8fcee1001bf2ccaf/greetings-in-french?source=search-result-page&page=QuizPage&searchSource=normal&arid=05c6cb89-2290-4896-89c0-f1db9a54baf7&apos=</p> <p>https://quizizz.com/admin/quiz/6138771859c108001e3a47a1/les-</p>



The Winchester School, Jebel Ali

Family Learning Newsletter -Year 5- December -2024



		 	couleurs?source=search-result-page&page=QuizPage&searchSource=normal&arid=c1af9698-b374-4488-9098-876db8ed9eda&apos=0
Physical Education Activity 1 Activity 2	Rounders - Fielding positions and game Rounders - Batting	<u>Talk and Encourage the children to do the following:</u> <u>Proper warm up</u> The Students will do the proper warm up and will practice the skills with basic rules. Follow the links for the skills and rules <u>Cooldown</u> After the game students will do proper cooldown activity.	Specialist Rounders Fielding Skills.mp4 Rounders- Batting.mp4
Information and Communication Technology	<u>Topic Computational Thinking</u> Break down a given problem into smaller, more manageable parts. Recognize patterns and similarities in different problems. Explain the benefits of problem decomposition. Apply the process of problem decomposition to real-life situations and everyday problems.	Empower children with the confidence needed to tackle ambiguous problems, and a general curiosity that leads them to ask and answer big questions. Encourage to design an algorithm to highlight the impact of plastics in the ocean as part of the climate crisis – Planet Protectors.	To learn more about computational thinking, we recommend the following readings and resources https://www.bbc.co.uk/bitesize/guides/zp92mp3/revision/1



The Winchester School, Jebel Ali



Family Learning Newsletter -Year 5- December -2024

	<p>Describe and explain the iterative process of refining and improving an algorithm. Design a simple algorithm using flowcharts or pseudocode.</p> <p>Debug and correct errors in algorithms.</p> <p>Explain how computational thinking can be applied in solving real-world problems using algorithm.</p>		
<p>Music (Mr. Joyson)</p>	<p>Improving child’s confidence and musicality through music letter names reading. We explore the music notes in a specific song “Havana”. So that they are able to play in the recorder</p>	<p>Let the child understand the music note and the finger position on the recorder. Ask the child to perform it with the beat. Below mentioned link is for the beats. 80 BPM - Simple Straight Beat - Drum Track - YouTube</p>	
<p>Music (Mr. Kiko)</p>	<p>Improving children’s confidence and musicality through singing actions songs and chanting rhymes. Reading notes and rests Listening Skills</p>	<p>Encourage your child to practice recorder at home Encourage your child to sing action songs at home. Help the child choose which other songs they know aside from the songs taught in school and let them invent their own singing actions. Encourage your child to watch the kinds of notes video</p>	<p>https://www.timeout.com/new-york-kids/music/best-kids-songs Kinds of Notes and Rests.mp4 Year05 Recorder Lesson Drag Me Down.mp4</p>
<p>Music (Mr. Sunil)</p>	<p>Learning how to play the song “Havana” on recorder</p>	<p>Let the child practice at home, even though there will be squeaking. Be an audience. But better also check if the child is holding the recorder properly.</p>	



The Winchester School, Jebel Ali



Family Learning Newsletter -Year 5- December -2024

Moral Education

Equality

To understand that everyone is different, but we are all one. Students will explore the different ways to help and treat everyone around them with equality.

Encourage your child to treat everyone around with love and respect.
Guide them towards helping and being kind to all the humans. Teach them not to discriminate between two individuals based on their colour, caste, nationality or gender and to be fair to all.

Speak with them about the experiences that they had. The ways in which they helped someone.

