
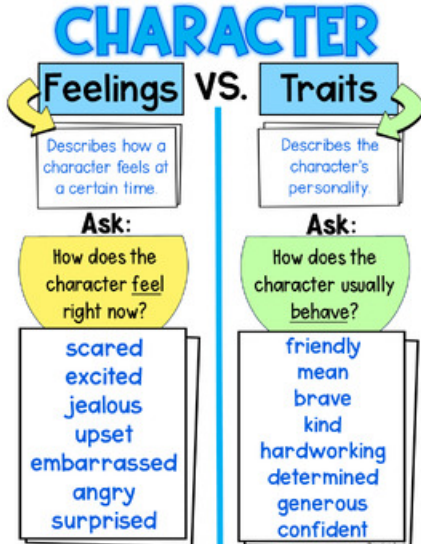




The Winchester School, Jebel Ali

Family Learning Newsletter -Year 6- December -2024



Area of Learning	Focus	Activities to help your child at home	Useful websites/Resources
<p>English</p>	<p>Spellings:</p>  <p>To explore the words containing the letter- string ough.</p> <p>Character Analysis (Continuation) To examine the features and elements of a character, students will explore and analyze aspects such as physical appearance, personality traits, actions, and motivations.</p> <p>Additionally, students will investigate the setting and descriptions that contribute to the overall narrative.</p>	<p>By exploring words that contain the letter string "ought," students will enhance their vocabulary and spelling skills, while also deepening their understanding of meaning and usage. Words like "thought," "brought," "sought," "fought," "taught," and "caught" help students recognize common patterns in English.</p> <p>Examples: bought, thought, fought.</p> <p>Talk and encourage the children to do the following: Discuss the various genres you've explored together, such as adventure, mystery, science fiction, and historical fiction. Ask your child to identify which genre each well-known book belongs to, encouraging them to think critically about the characteristics that define each genre. Encourage your child to create a fun quiz focused on adventure literature, including questions about popular adventure books, characters, and settings. This activity will reinforce their knowledge and engage friends and family. As you read different stories together, prompt your child to notice common elements, such as unique creatures, moral lessons, and archetypal characters. After reading, help them compile a list of these elements and analyze major characters and settings. Encourage your child to write a detailed character sketch of a well-known character from a novel, using powerful verbs and adverbs as practiced in class. Finally, discuss a favorite or famous character, and create a mind map that lists the character's internal traits (like courage or kindness) and external traits (such as appearance and actions). This visual</p>	<p>Character Analysis</p> <p>https://www.bbc.co.uk/bitesize/articles/zyrnn9q#zt3ttrd</p> 



The Winchester School, Jebel Ali



Family Learning Newsletter -Year 6- December -2024

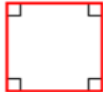


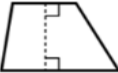

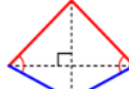












	<p>GAP Analysis To effectively and appropriately apply targeted grammatical conventions in writing.</p> <p>Reading comprehension- To demonstrate use of text evidence (facts, details, quotes to support an inference, claim, opinion, or answer.</p> <p>Moral Education link- Theme: Personality and morals.</p> <p>Unit: Taking Responsibility for Oneself and Others - To recognize the factors that affect self-confidence and self-respect and understand how to develop resilience.</p> <p>To present and discuss ideas about identity and how the attitudes and actions of</p>	<p>representation will help deepen their understanding of character analysis.</p> <p>Gap analysis to identify and address disparities in students' reading and writing skills, with a particular focus on key vocabulary development. As part of this process, students will revisit persuasive writing techniques, allowing them to refine their ability to construct compelling arguments.</p> <p>In addition to persuasive writing, the curriculum will include an exploration of journalistic writing, where students will revisit the concept on how to convey information clearly and concisely.</p> <p>They will also revisit narrative writing, concentrating on storytelling techniques that boost creativity and expression, as well as the language and structural elements necessary for crafting an engaging story.</p> <p>To support reading comprehension, students will analyze texts to identify main ideas, themes, and vocabulary in context. They will learn to utilize expanded noun phrases to add detail and specificity to their writing, as well as figurative devices, such as metaphors and similes, to create vivid imagery and enhance their prose.</p> <p>Talk to your child about the importance of being aware of the needs of others, especially vulnerable groups like the elderly. Discuss practical ways they can provide support, such as helping neighbors or showing kindness in everyday situations.</p>	
--	---	---	--



The Winchester School, Jebel Ali



Family Learning Newsletter -Year 6- December -2024

	<p>others can affect individual's sense of self-worth positively or negatively.</p>	<p>Encourage your child to explore ideas about identity and how others' attitudes and actions can impact self-worth. Discuss how positive feedback can boost confidence, while negativity can have the opposite effect.</p> <p>Share real-life examples of people taking responsibility, like a family member caring for someone in need. Discuss how everyone in the family can practice self-responsibility, such as completing chores or being accountable for their actions, and encourage your child to think of specific ways they can contribute.</p>							
<p>Mathematics Geometry – Properties of Shape</p>	<p>To apply the interior angle properties of angles in a quadrilateral.</p>	<p>Talk to your child about - What things at home resemble the quadrilateral? What are the different types of quadrilateral they know? What are their different properties? How quadrilaterals are used in Real Life?</p> <p style="text-align: center;">Quadrilaterals</p> <table border="1" style="width: 100%; text-align: center;"> <tr> <td data-bbox="786 967 949 1145">  square All sides equal All angles 90° </td> <td data-bbox="949 967 1137 1145">  rectangle Opposite sides equal All angles 90° </td> <td data-bbox="1137 967 1317 1145">  parallelogram Opposite sides equal and parallel </td> </tr> <tr> <td data-bbox="786 1145 949 1331">  trapezoid (US) trapezium (UK) Two sides parallel </td> <td data-bbox="949 1145 1137 1331">  rhombus All sides equal Opposite sides parallel </td> <td data-bbox="1137 1145 1317 1331">  kite Adjacent pairs of sides equal </td> </tr> </table>	 square All sides equal All angles 90°	 rectangle Opposite sides equal All angles 90°	 parallelogram Opposite sides equal and parallel	 trapezoid (US) trapezium (UK) Two sides parallel	 rhombus All sides equal Opposite sides parallel	 kite Adjacent pairs of sides equal	<p><u>Quadrilaterals</u></p>
 square All sides equal All angles 90°	 rectangle Opposite sides equal All angles 90°	 parallelogram Opposite sides equal and parallel							
 trapezoid (US) trapezium (UK) Two sides parallel	 rhombus All sides equal Opposite sides parallel	 kite Adjacent pairs of sides equal							



The Winchester School, Jebel Ali

Family Learning Newsletter -Year 6- December -2024

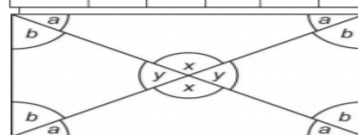


Measurement - Area

To recognize vertically opposite, and find missing angles.

To calculate area of simple compound shapes that can be split into rectangles.

Angle x	1	2	3	4	5	6	7	8	9	10
	100°	105°	110°	115°	120°	125°	130°	135°	140°	145°



You will need:
• pack of playing cards with the picture

What to do

- Turn over a card. This determines the value of angle x.
- Both work out the values of y, a and b.
- Compare answers.
- Repeat.
- Continue for 10 minutes.

Variation

- Start with a selection of ten values for angle a, from 15° to 40°, and calculate the angles.

QUESTIONS TO ASK

Describe vertically opposite angles.

What size are the other angles in a triangle if one angle is 30°? (30° and 120° or 75° and 75°)

What do the angles in a straight line add up to?

What do the angles in a triangle add up to?

COLLINS Pupil Book 6B: Unit-5, Geometry Page: 24, 25

ACTIVITY:

Using your understanding of compound shapes -
Draw 2 compound shapes with an area of 18 cm².

The only way of finding the area of a compound shape is to split it into smaller rectangles, find their areas, then add them together?



Do you agree with her?
Explain your answer:

Vertically Opposite angles

Area of compound shapes


IXL - Area of compound figures
(Geometry practice)

<https://www.bbc.co.uk/bitesize/articles/zqv8bqt#zvhcjfr>

<https://www.mathsisfun.com/data/line-graphs.html>



The Winchester School, Jebel Ali




Family Learning Newsletter -Year 6- December -2024


<p>Science:</p>	<p>To recognise that some mechanisms, including levers, pulleys and gears, allow a smaller force to have a greater effect.</p> <p>To report and present findings from enquiries, including conclusions, causal relationship and explanations of and degree results.</p> <p>To explore and design mechanisms.</p>	<p>Go on a scavenger hunt around the house or yard to find examples of the six types of simple machines: lever, pulley, inclined plane, wheel and axle, screw, and wedge. Take pictures or make a list of where you find each type of machine. For example:</p> <p>Lever: A see-saw, Pulley: A flagpole or a clothesline, Inclined Plane: A ramp or slide, Wheel and Axle: A doorknob or bicycle, Screw: A bottle cap or a spiral staircase, Wedge: An axe or a knife.</p> <p>Create: Create models of different simple machines using household materials.</p> <p>Observe and record how simple machines help do work in real life. For example: Lifting the box might use a lever (a crowbar).</p>	<p>Useful Links:</p> <p>https://www.twinkl.ae/teaching-wiki/simple-machines</p> <p>Simple Machines</p>
<p>Humanities History</p> <p><u>Exploration and Discovery</u></p>	<p>To explore a range of evidence sources to reach conclusions about the Maya Civilisation.</p> <p>Key vocabulary: evidence, primary source, secondary source, lithography, Copan, Chichen Itza, Palenque. camera lucida, John Lloyd Stephens, Frederick Catherwood,</p>	<p>Talk to your child about the sources of evidence available from ancient Maya times to learn about their civilisation and classify them under primary and secondary sources.</p> <p>Share with your child the historical significance of Frederick Catherwood’s artwork as a source of evidence.</p> <p>Encourage your child to think like a historian by analyzing a range of evidence sources about the Maya Civilisation.</p> <p>Encourage your child to observe details in Catherwood's paintings of Maya ruins and compare them to current photos of the same sites.</p>	<p>Exploration and Discovery.pdf</p>



The Winchester School, Jebel Ali



Family Learning Newsletter -Year 6- December -2024

<p>Geography</p> <p><u>South America:</u> <u>Comparing</u> <u>places</u></p>	<p>To explore the physical and human geographical features of my local area.</p> <p><u>Key vocabulary:</u> physical geography, human geography, settlement, economy, natural resources, river, lake, landscape, mountain, volcano, biome, vegetation belt, wildlife, flora, fauna, climate, water, fieldwork, measure, observe, record, map, sketch, graph.</p>	<p>Talk about the physical and human geography of your local area.</p> <p>Share photographs and maps of your local area over the years and note the changes in it over time.</p> <p>Encourage your child to research and use fieldwork to observe, measure and record the human and physical features in your local area using a range of methods including sketch maps, plans, graphs and digital technology.</p>	<p>Comparing Places.pdf</p>
<p>UAE Social Studies</p>	<p>Transport and Trade in Ancient Civilizations</p> <p>To explore the transport and trade in ancient civilizations.</p> <p><u>Key vocabulary:</u> trade route, prevailing winds, seal, current</p>	<p>Talk with your child about the benefits of trade between ancient civilizations.</p> <p>Share with your child how people travelled across oceans and rivers in the past to trade with each other.</p> <p>Encourage your child to compare travelling by sea during Ancient Egyptian times and modern times.</p>	<p>Transport and Trade in Ancient Civilizations</p> 



The Winchester School, Jebel Ali



Family Learning Newsletter -Year 6- December -2024

Arabic for Arabs	(مجد الإمارات) شعر . أن يحلل التلميذ النص تحليلًا أدبيًا أن يحدد التلميذ أساليب إنشائية وخبرية وأساليب بلاغية في القصيدة أن يحدد التلميذ الفكرة و العاطفة في القصيدة	مساعدة التلميذ في البحث عن لغويات النص بالمعجم على الإنترنت مساعدة الطالب في جمع معلومات عن دولة الإمارات التحدث مع الطالب عن الشيخ محمد بن راشد كاتب القصيدة	قناة اللغة العربية والتربية الإسلامية بمدرسة ونشستر
Arabic for Non – Arabs	The places (الأماكن) To write sentences about his/ her favourite places. To design a mind map of the places. To describes the places in a paragraph. To compare between two places (zoo – cinema). To distinguish the important places in Dubai. To express the opinion about different places.	Help your child to memorize his/her new vocabulary from the words list. Encourage children to use these words in sentences of their own. Encourage children to describe the important places in Dubai. Ask your child to draw his /her favourite place and describe it. Talk to your son about the important places in Dubai. Go through Arabic and Islamic YouTube Channel so that you can help your child learn more at home about the topic.	Arabic and Islamic YouTube Channel



The Winchester School, Jebel Ali

Family Learning Newsletter -Year 6- December -2024



Islamic Education for Arabs

أحكام النون الساكنة والتنوين حكم الإظهار


أن يوضح التلميذ مفهوم الإظهار
وحروفه .
أن يحدد التلميذ أحكام النون الساكنة
والتنوين .
أن يتلو التلميذ الآيات تلاوة مجودة
مراعيًا الأحكام

مساعدة التلميذ في البحث عن فيديو هات عن حكم الإظهار
حث التلميذ على مراعاة حكم الإظهار عند التلاوة
يمكن لولي الأمر الدخول من خلال الرابط المرفق لموقع قناة اللغة العربية والتربية
الإسلامية الخاص بمدرسة ونشستر ومتابعة التسجيلات الخاصة بالدروس ومشاركتها
مع التلميذ وتدوين ما تعلمه في دفتره المدرسي








[قناة اللغة العربية والتربية الإسلامية بمدرسة
ونشستر](#)



The Winchester School, Jebel Ali



Family Learning Newsletter -Year 6- December -2024

<p>Islamic Education for Non – Arabs</p>	<p>Lesson: Imam Malik Ibn Anas (R.A) To explain the important role of scholars in their societies To explain the status of Imām Mālik (R.A) in Islamic culture.</p>	<p>Talk to your child about the life of Imam Malik Ibn Anas as one Let your child design an ID .of the prominent scholars in Islam card for Imam Malik (RA) showing his main qualities.</p> <p>Go through Arabic and Islamic YouTube Channel so that you can help your child learn more at home about the topic</p>	<p>Arabic and Islamic YouTube Channel</p>
<p>French</p>	<p><u>Topic: French poster creation</u> To recap topics done in term 1</p>	<p>  Talk</p> <p>Ask your child about his favourite topic in French.</p> <p>  Share</p> <p>Create a presentation or poster about your favorite topic so far.</p> <p>  Encourage</p>	<p></p> <p><u>Wordwall Activity</u> Topic/Les sports et les loisirs https://wordwall.net/play/5514/122/907 https://wordwall.net/play/6091/208/679 https://wordwall.net/play/5516/538/263 https://wordwall.net/play/6890/817/855 <u>Topic/ La météo</u> https://wordwall.net/play/5783/745/398 <u>Quizlet Activities</u> https://quizlet.com/328353477/learn</p>



The Winchester School, Jebel Ali




Family Learning Newsletter -Year 6- December -2024

		Students to keep exploring the links given to recap term 1 topics.	https://quizlet.com/328353477/match https://quizlet.com/19309466/match https://quizlet.com/19309466/gravity
Physical Education Activity 1 Activity 2	Rounders – Batting Rounders– Fielding	<p><u>Talk and Encourage the children to do the following:</u></p> <p><u>Proper warm up</u> The Students will do the proper warm up and will practice sports day events and skills with basic rules.</p> <p>Follow the links for the skills and rules</p> <p><u>Cooldown</u> After the game students will do proper cooldown activity.</p>	<p><u>Useful sites:</u></p> <p>Batting</p> <p>Fielding</p>
Information and Communication Technology	<p><u>Topics – Revision</u></p> <p>Develop spreadsheet proficiency by analysing data for real world applications.</p>	<p>Discuss about Fitness</p> <p>Getting healthy can mean different things for different people. For some, it's about eating a balanced diet. For others, it's about exercising and getting fit. Excel can help you plan, track, and organize your health and fitness goals with a robust offering of free and premium templates.</p> <p>Challenge to Create their diet and exercise plan.</p> <p>Encourage Other ways to track health of grandparents in Excel.</p>	<p>https://support.microsoft.com/en-us/office/track-your-health-and-fitness-goals-in-excel-322af086-734b-4837-ba4f-410c6bceccd4</p>



The Winchester School, Jebel Ali



Family Learning Newsletter -Year 6- December -2024

		Basic medication log - Keep track of medications with this comprehensive log template that tracks dosage, instructions, purpose, side effects, physician, pharmacy, and other details.	
Music (Mr. Joyson)	Improving child's confidence and musicality through music letter names reading. We explore the music notes in a specific song "Faded". So that they are able to play in the recorder	Let the child understand the music note and the finger position on the recorder. Ask the child to perform it with the beat. Below mentioned link is for the beats. 80 BPM - Simple Straight Beat - Drum Track - YouTube	
Music (Mr. Kiko)	Improving children's confidence and musicality through singing actions songs and chanting rhymes. Reading notes and rests Listening Skills	Encourage your child to practice recorder at home Encourage the child to sing action songs at home. Encourage the child to watch the kinds of notes video	https://www.timeout.com/new-york-kids/music/best-kids-songs/Kinds of Notes and Rests.mp4 Year06 Recorder Count On Me.mp4
Music (Mr. Sunil)	Learning how to play the song "UAE national anthem" on recorder	Let the child practice at home, even though there will be squeaking. Be an audience. But better also check if the child is holding the recorder properly.	
Moral Education	Theme: Personality and morals. Unit: Taking Responsibility for Oneself and Others - To recognize the factors that affect self-confidence and self-	Talk to your child to create an awareness of the needs of others, including vulnerable groups (such as the elderly) and provide practical support and consideration and support. Encourage your child to present and discuss ideas about identity and how the attitudes and actions of others can affect individual's sense of self-worth positively or negatively.	



The Winchester School, Jebel Ali



Family Learning Newsletter -Year 6- December -2024

respect and understand how to develop resilience.

To present and discuss ideas about identity and how the attitudes and actions of others can affect individual's sense of self-worth positively or negatively.

Share with your child the real-life examples where people take responsibilities and how each member in the family can practise self-responsibility.

