



The Winchester School

Family Learning Newsletter -Year 6 February 2024



Area of Learning	Focus	Home activities/How can you help your child at home	Useful websites																																																			
Literacy	<p><u>Spellings:</u></p> <p>To explore the use of suffixes which help a noun to change into an adverb. Suffix -ly,-Ward,-Wise.</p> <table><tr><th colspan="3">Suffix Word List</th></tr><tr><td>-able</td><td>-en</td><td>-ful</td></tr><tr><td>Avoidable</td><td>Golden</td><td>Careful</td></tr><tr><td>Enjoyable</td><td>Wooden</td><td>Cheerful</td></tr><tr><td>Exchangeable</td><td>Sweeten</td><td>Colorful</td></tr><tr><td>Manageable</td><td>Harden</td><td>Delightful</td></tr><tr><td>Readable</td><td>Flatten</td><td>Fearful</td></tr><tr><td>Usable</td><td>Lighten</td><td>Helpful</td></tr><tr><td>Washable</td><td>-er</td><td>Wonderful</td></tr><tr><td>Laughable</td><td>Catcher</td><td>Painful</td></tr><tr><td>Comfortable</td><td>Defender</td><td>Peaceful</td></tr><tr><td>Pleasurable</td><td>Driver</td><td>Useful</td></tr><tr><td>-ly</td><td>Leader</td><td>-ible</td></tr><tr><td>Badly</td><td>Robber</td><td>Reversible</td></tr><tr><td>Wisely</td><td>Ruler</td><td>Collectible</td></tr><tr><td>Kindly</td><td>Speaker</td><td>Defensible</td></tr><tr><td>Smoothly</td><td>Teacher</td><td>Forcible</td></tr></table> <p><u>Grammar:</u></p> <p>To categorize different types of pronouns in order to use them accurately in the written text.</p>	Suffix Word List			-able	-en	-ful	Avoidable	Golden	Careful	Enjoyable	Wooden	Cheerful	Exchangeable	Sweeten	Colorful	Manageable	Harden	Delightful	Readable	Flatten	Fearful	Usable	Lighten	Helpful	Washable	-er	Wonderful	Laughable	Catcher	Painful	Comfortable	Defender	Peaceful	Pleasurable	Driver	Useful	-ly	Leader	-ible	Badly	Robber	Reversible	Wisely	Ruler	Collectible	Kindly	Speaker	Defensible	Smoothly	Teacher	Forcible	<p>Explore with your child that suffix is a meaningful unit of letters attached to the end of a word which has the power to change the meaning or even grammatical function of a word. By adding Suffix -ly,- Ward,-Wise you can turn a noun into an adverb.</p> <p>Share with your child a list of nouns and ask them to change it into Adverbs.</p> <p>Example: brave: bravely, Simple: simply, Backbackward, clock-clockwise, length-lengthwise etc.</p> <p>Talk to your child regarding the use of pronouns in place of nouns. There are different types of pronouns. Explain further that personal pronouns represent people, places and things, and possessive pronouns show ownership.</p> <p>Encourage your child to create a tabular form to test their friends/ members of the family to distinguish between personal and possessive pronouns.</p>	<p>https://www.yourdictionary.com/articles/suffix-examples</p> <p>Adverb Suffixes Grammar Quizzes (grammar-quizzes.com)</p> <p>https://www.grammarly.com/blog/pronouns/</p>
Suffix Word List																																																						
-able	-en	-ful																																																				
Avoidable	Golden	Careful																																																				
Enjoyable	Wooden	Cheerful																																																				
Exchangeable	Sweeten	Colorful																																																				
Manageable	Harden	Delightful																																																				
Readable	Flatten	Fearful																																																				
Usable	Lighten	Helpful																																																				
Washable	-er	Wonderful																																																				
Laughable	Catcher	Painful																																																				
Comfortable	Defender	Peaceful																																																				
Pleasurable	Driver	Useful																																																				
-ly	Leader	-ible																																																				
Badly	Robber	Reversible																																																				
Wisely	Ruler	Collectible																																																				
Kindly	Speaker	Defensible																																																				
Smoothly	Teacher	Forcible																																																				



The Winchester School

Family Learning Newsletter -Year 6 February 2024



What Are Personal and Possessive Pronouns?

Personal pronouns represent people, places and things, such as:



Possessive pronouns show ownership and replace possessive noun phrases, such as:

The guitar is **hers**.

"The parking space is **ours**!" screamed Gina.

Encourage children to read and separate types of pronouns. Read the sentences below and spot the pronouns. Try to decide if they are personal or possessive pronouns.

I yours his him he you theirs
she its ours her it them they we

Personal

Possessive





The Winchester School

Family Learning Newsletter -Year 6 February 2024



Text Level:


Autobiography

To distinguish between Autobiography and Biography.

To read and retrieve information and make notes from different sources.

To recognize the structure, language organizational and presentational features of autobiographies.

To organize and develop skills of autobiographical writing.



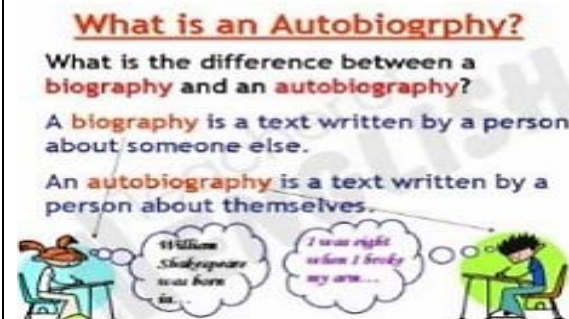
Novel: Black Beauty

Encourage your child to write their own autobiography.

Encourage your child to create a timeline about their life.

Talk to your child to make a life map and use pictograms. Explain the concept of a pictogram.

Share with your child structural and language features of auto biographies.




<https://literaryterms.net/autobiography/>



The Winchester School

Family Learning Newsletter -Year 6 February 2024



	<p><u>Novel by Anna Sewel</u></p> <p>To explore author's style of writing.</p> <p>To predict the blurb and book cover of the novel.</p> <p>To draw inferences about character's feeling, emotions and thoughts by providing evidences from the text.</p>  <p><u>Moral Education:</u> <u>Respecting others in the community</u></p>	<p>Introduction to the novel Black Beauty -The Autobiography of a Horse.</p> <p>Encourage your child to read the novel 'Black Beauty' and identify different authorial techniques used by the author to peruse the audience.</p> <p>Talk to your child about the different characters in the novel and discuss their favorite character and their character traits.</p> <p>Talk to your child about what it might mean to be a good person (while being aware that there are different ways of defining a 'good person')</p> <p>Encourage your child to discuss some answers to the questions to develop the understanding of the novel and also discuss how they have learnt to respect each other through the novel.</p>	<p>Audio book</p> <p>(1) Black Beauty Audiobook by Anna Sewell Audiobook with subtitles - YouTube</p>
--	--	---	---



The Winchester School

Family Learning Newsletter -Year 6 February 2024



Numeracy MEASUREMENT

Mass

To express measurements in both grams and kilograms with precision up to three decimal places.

Metric Units of Mass

Kilograms
Grams
Milligrams

Measurement (mass)

ACTIVITY



You will need:

- 1–9 digit cards from a pack of playing cards
- pencil, paper and rubber
- coin

What to do

- The first person turns over cards to make the mass of two different shopping bags in kilograms with three decimal places.
- Round each mass to the nearest 100 g and find the total.
- The second person has a turn.
- Toss the coin to score: heads means the person with the bag with the greater mass scores a point, and, tails, the person with the smaller mass.
- The winner is the first person to score 5 points.

Variation

- Instead of rounding the mass, each person keeps a running total of the exact mass of their bags and the first person to reach 20 kg is the winner.

QUESTIONS TO ASK

What is 1 g in kilograms?

What is 7500 kg in tonnes?

What is 6378 g in kilograms?

Can you convert 0.075 kg to grams?

Can you convert 1.009 tonnes to kilograms?

<https://ictgames.com/mobilePage/mostlyPostie/index.html>





The Winchester School

Family Learning Newsletter -Year 6 February 2024



Capacity

To convert between smaller and larger standard units of liquid capacity.

Metric Units of Capacity Conversion

1 milliliter (mL) = 0.001 liter (L)

1 centiliter (cL) = 0.01 liter (L)

1 deciliter (dL) = 0.1 liter (L)

1 kiloliter (kL) = 1000 liters (L)

Coconut Ordering

Coconut Ordering is a versatile maths game that's been designed to help you gain confidence in comparing and ordering different numbers, including decimal numbers, and metric quantities involving length, mass, capacity and money.

The game has different ability levels; the more difficult levels will help you to expand your experience of decimal notation and how decimals are used to record money and measures. It will also aid your ability to compare different units of measures.

QR CODE

Scan this on mobiles and tablets to quickly open this web page.



<https://wordwall.net/resource/60110/maths/capacity-quiz>

Ratio and Proportion

To apply the integer multiplication and division facts to solve problems that involve comparing the relative sizes of two quantities.

Proportion compares a part to the whole and is expressed as a fraction, decimal or percentage, e.g. in a ball pool, $\frac{1}{4}$ (or 25%) of the balls are red. This can be expressed as '1 in 4 balls is red' or '1 in every 4 balls is red'.


<https://wordwall.net/resource/60975/match-up1-capacity-and-measure>

[Ratio blaster](#)




The Winchester School

Family Learning Newsletter -Year 6 February 2024



To solve problems involving unequal sharing and grouping using knowledge of fractions and multiples.



Encourage your child to play this game.

Fleeces made in a factory					
1 4000	2 320	3 480	4 560	5 160	6 800
7 5600	8 8000	9 1600	10 720	11 2400	12 640

Dice roll	1	2	3	4	5	6
Proportion of blue fleeces	1 in every 8	1 in every 4	3 in every 8	1 in every 2	5 in every 8	7 in every 8

What to do

- The challenge is to buy as many blue fleeces as possible.
- Take turns to turn over a card to decide on the number of fleeces in production.
- Roll the dice to find out the proportion of blue fleeces being made.
- Each person keeps a running total of their blue fleeces.
- Declare the winner after 10 minutes.

You will need:

- pencil and paper
- pack of playing cards with the Kings removed (Jack represents 11, Queen 12)
- 1-6 dice

Encourage your child to use empty 12 eggs- egg carton. Point out that each carton represents one whole. Elicit from the child what fraction each cup in the carton represents. (1/12)




Dirt Bike Proportions



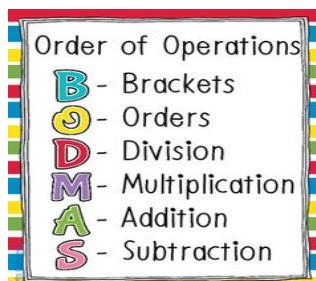
The Winchester School

Family Learning Newsletter -Year 6 February 2024




BODMAS

To use the BODMAS rule to solve problems involving the 4 operations.



Eggs

Mrs Choy spent exactly £10 on 100 eggs for her shop.



Large eggs cost her 50p each.
Medium eggs cost her 10p each.
Small eggs cost her 5p each.

For two of the sizes, she bought the same number of eggs.
How many of each size did she buy?

Using their birth year (e.g. 1996) students are required to create expressions using each digit of that year (1, 9, 9, 6) to attempt to fill the boxes for each "date" on a calendar month. For example, '1 + 9 + 9 + 6' would be written in the

"25" date box. Students can use any of the basic operations (+, -, x,) Each birth year's digit must be used once in every calculation. To make the activity more achievable, the number '0' can be used in any calculation. For example, you can create expressions for 1963 as:

$$(1 \times 9) + (9 \div 3) = 12$$

[Order of operations game](#)



The Winchester School

Family Learning Newsletter -Year 6 February 2024



$$1 \times (9 + 9) - 3 = 15$$

$$(9 \times 3) + 1 - 9 = 18$$



Where in the World ?

$$(3 + 3) + (6 + 1)$$

$$1 + 0 \times 12 \times 2$$

$$11 \times 2 - 1 + 1$$

$$3 \times 2 + 3$$

$$5 - 5 + 5$$

$$20 - 1$$

$$4 \times 4 - 4$$

$$5 - 10 \div 10$$

A	B	C	D	E	F	G	H	I	J	K	L	M
1	2	3	4	5	6	7	8	9	10	11	12	13

N	O	P	Q	R	S	T	U	V	W	X	Y	Z
14	15	16	17	18	19	20	21	22	23	24	25	26

Science	Refraction of Light To be able to state that light will change direction when it enters a different transparent medium.	Encourage your child to set up an experiment: Fill a transparent container with water and place it on a table near a window where sunlight can pass through. Place a pencil or straw partially submerged in the water at an angle. Observe how the object	Refraction of light: https://youtu.be/lkv0uZTP_zo
---------	---	---	---

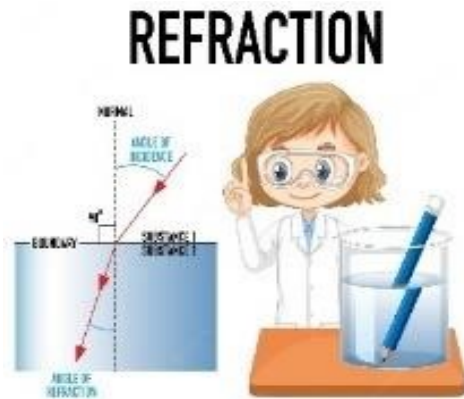


The Winchester School

Family Learning Newsletter -Year 6 February 2024



To understand the process of refraction.



appears bent at the surface of the water due to refraction. Explain why it happens.

Talk to your child about the bending of light and extend their thinking by few questions such as.



asking

What causes the pencil to appear broken?

How does the break appear in the water?

Give them some time to think and let them share their thinking and understanding the questions and the image.

Encourage your child to think beyond his/her understanding and let them research if need be. Please encourage your child to refer to the links provided to refresh their understanding and knowledge of the topics mentioned in the Focus column.

Share real-life examples in line with these topics. Application of refraction of light in real life.


<https://www.youtube.com/watch?v=xBXuUHvANRc>

<https://kids.britannica.com/students/article/light/275471#:~:text=Encyclop%C3%A6dia%20Britannica%2C%20Inc.,off%20in%20the%20same%20direction.>



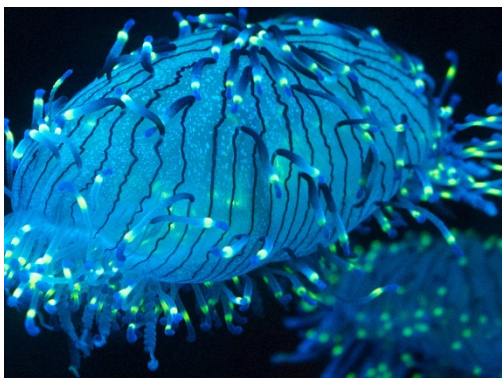
The Winchester School

Family Learning Newsletter -Year 6 February 2024



Bioluminescence in living organisms.

To explain the phenomenon of Bioluminescence in living organismism



Talk about specific examples like fireflies (lightning bugs), which use bioluminescence for communication with other fireflies.

Share about deep-sea creatures like anglerfish, which use bioluminescent lures to attract prey



Encourage your child to think beyond his/her understanding and let them research if need be. Please encourage your child to refer to the links provided to refresh their understanding and knowledge of the topics mentioned in the Focus column.

Bioluminescence in living organisms.

<https://youtu.be/aPUF40j47-o?si=yj91sDI85MVOODQT>


<https://youtu.be/Ye9driASW1Y?si=xJHjZB5RAb2krkQl>

<https://kids.britannica.com/kids/article/deep-sea-life/353043#:~:text=The%20ability%20of%20living%20organisms,a%20light%20at%20the%20end.>



The Winchester School

Family Learning Newsletter -Year 6 February 2024



<p>Arabic for Arabs</p>	<p>أوراق تضحك (قصة) أن يحدد التلميذ الفكرة الرئيسة والأفكار الداعمة . أن يحلل التلميذ النص تحليلًا لغويًا أن يحدد التلميذ أساليب الأمر والنهي في الآيات أن يحدد التلميذ علاقات التضاد والترادف بين الكلمات خير الكلام (شعر) . أن يحلل التلميذ النص تحليلًا أدبيًا أن يحدد التلميذ أساليب خبرية في القصيدة أن يحدد التلميذ الفكرة و العاطفة في القصيدة . الهمزة المتطرفة على السطر أن يكتب التلميذ كلمات بها همزة متطرفة على السطر أن يحدد التلميذ مواضع كتابة الهمزة المتطرفة على السطر التركيب النعني أن يميز التلميذ بين النعت والمنعوت في الجملة . أن يوظف التلميذ تركيب النعت مضبوط الآخر في تحدته وكتاباتة الإبداعية مع الضبط وفقا لقواعد النحو</p>	<p>مساعدة التلميذ في البحث عن لغويات القصة بالمعجم على الإنترنت. مساعدة التلميذ في كتابة ملخص للقصة بالمنزل. مساعدة التلميذ في تحديد التلميذ الفكرة و العاطفة في القصيدة مساعدة التلميذ في قراءة القصيدة (خير الكلام) وتحديد الفكرة الرئيسة مساعدة التلميذ في كتابة كلمات بها همزة متطرفة على السطر مع بيان سبب كتابتها على السطر تدريبه على إعراب وتوظيف النعت في كتاباته الإبداعية مع الضبط وفقا لقواعد النحو يمكن لولي الأمر الدخول من خلال الرابط المرفق لموقع قناة اللغة العربية والتربية الإسلامية الخاص بمدرسة ونشستر ومتابعة التسجيلات الخاصة بالدروس ومشاركتها مع التلميذ وتدوين ما تعلمه في دفتره المدرسي</p>	<p>الهمزة المتطرفة</p> <p>قناة اللغة العربية والتربية الإسلامية بمدرسة ونشستر</p>
<p>Arabic for Non- Arabs</p>	<p>The weather (الطقس) To use the exclamation, and preference styles with the weather.</p>	<p>your child to memorize his/her new Encourage vocabulary about the new topic the (dictionary) the weather Ask your child to speak and write about in UAE and his country</p>	<p>Arabic and Islamic YouTube Channel</p>



The Winchester School

Family Learning Newsletter -Year 6 February 2024




	<p>To express the opinion about the weather in different countries. To compare between the weather in UAE and another country.</p>	<p>Share with your child articles about the weather in UAE to help him in talking and writing Go through the links on the Arabic YouTube channel so that you can help your child learn more at home about the topic.</p>	
<p>Islamic for Arabs</p>	<p>أخلاق حميدة . أن يستنتج الطالب مفهوم الصدقة . أن يحلل الطالب مجالات الصدقة . أن يقارن الطالب بين الصدقة والزكاة أنا متسامح . أن يستنتج الطالب مفهوم التسامح . أن يحلل الطالب مجالات التسامح أن يدلل الطالب على أهمية التسامح من القرآن والسنة غزوة بدر الكبرى . أن يحدد الطالب أهداف الغزوة . أن يبين الطالب أحداث الغزوة . أن يستنتج الطالب الدروس المستفادة من الغزوة</p>	<p>حث الطالب على ترديد الأدعية اليومية حث الطالب ومساعدته على معرفة مفهوم الصدقة ومجالاتها والفرق بين الصدقة والزكاة مساعدة الطالب في معرفة مفهوم التسامح ومجالاته وبعض الأدلة عليه من القرآن والسنة مساعدة الطالب في معرفة أحداث غزوة بدر الكبرى والدروس المستفادة من الغزوة حث الطالب على التزام أخلاق المؤمن قولاً وفعلاً توفير فيديوهات عن غزوة بدر من خلال الإنترنت مساعدة التلميذ في البحث عن أدلة من القرآن والسنة عن التسامح والتحلي بالأخلاق الحسنة يمكن لولي الأمر الدخول من خلال الرابط المرفق لموقع قناة اللغة العربية والتربية الإسلامية الخاص بمدرسة ونشستر ومتابعة التسجيلات الخاصة بالدروس ومشاركتها مع التلميذ وتدوين ما تعلمه في دفتره المدرسي.</p>	<p>أخلاق حميدة التسامح غزوة بدر الكبرى قناة اللغة العربية والتربية الإسلامية بمدرسة ونشستر</p>



The Winchester School

Family Learning Newsletter -Year 6 February 2024





<p>Islamic for Non- Arabs</p>	<p>Lesson 1: The Ease of Islam To explain the overall meaning of the Hadith.</p> <p>Lesson 2: Few Signs of the Hour To explain the signs of the coming of the Hour.</p> <p>Lesson 3: Battle of Badr To Infer the key event of the battle of Bader.</p>	<p>Encourage your child to memorize the Hadith in Arabic & English.</p> <p>Encourage your child to research the signs of the last day.</p> <p>Encourage your child to watch the video about Battle of Badr.</p> <p>Encourage your child to color monthly prayer chart and answers in book ISLAM MY WAY OF LIVING as</p> <p>Encourage your child to apply obligatory element of Salah.</p> <p>Go through the links on the Arabic and Islamic YouTube channel so that you can help your child learn more at home about the topic</p>	<p>Arabic and Islamic YouTube Channel</p>
<p>UAE Social Studies</p>	<p>The Achaemenids and Alexander the Great.</p> <p>To explore characteristics of a leader.</p> <p><u>Key vocabulary:</u> Achaemenid Empire, Hellenistic, military, campaign, leadership, multicultural.</p> <p>Trade Routes in Classical Times.</p> <p>To explore the development of trade routes.</p> <p><u>Key vocabulary:</u></p>	<p>Talk to your child about the famous leaders of the world. What qualities make them a great leader?</p> <p>Encourage your child to research about the life of Alexander the Great and create an iMovie, PowerPoint Presentation or eBook.</p> <p>Talk to your child about the importance of trade and trade routes to the UAE.</p>	 <p>The Incense Route</p> <p>The Nabateans</p>



The Winchester School

Family Learning Newsletter -Year 6 February 2024







	<p>spice, incense, frankincense, caravan, trading posts</p> <p>The Roman Empire.</p> <p>To explore the roads built by the Romans in their empire.</p> <p><u>Key vocabulary:</u></p> <p>empire, cart, paved, pedestrian, concrete.</p>	<p>Share with your child how the desert people like the Nabateans were able to use their local knowledge of the desert to prosper.</p> <p>Encourage your child to draw the Incense Route and the Spice Route on a world map.</p> <p>Encourage your child to explain how land transport started thousands of years ago and why it was important for an empire.</p>	<p>Alexander-the-King</p> <p>The Roman Empire</p> <p>Roman- Road- System</p> <p>Ancient civilization in the Arabian Desert</p>
<p>Humanities</p> <p>History</p> <p>Maya Writing</p> <p>Geography</p>	<p>To explore what the Maya writing system consists of, how words are constructed and what codices are.</p> <p><u>Key Vocabulary:</u></p> <p>Hieroglyphs, syllabogram, logogram, codex, codices.</p> <p>To explore the physical and human geographical features of a local area.</p>	<p>Share with your child how Maya people used the hieroglyphic writing system that consisted of signs or symbols called hieroglyphs.</p>  <p>Encourage your child to research the Maya writing and create their own names using <u>syllabogram and logograms.</u></p>	<p>Maya Civilization</p> <p>Amazing Facts about Maya Civilization</p> <p>Maya Writing</p>



The Winchester School

Family Learning Newsletter -Year 6 February 2024




<p><u>South America: Comparing Places</u></p>	<p><u>Key Vocabulary:</u></p> <p>Physical geography, human geography, settlement, economy, natural resources, river, lake, landscape, mountain, volcano, biome, vegetarian belt, wildlife, flora, fauna, climate, water, fieldwork, measure, observe, record, map, sketch, graph</p>	<p>Talk with your child about what the physical and human geography of a place or environment relates to.</p> <p>Encourage your child to create a plan to record information from the range of human and physical geographical features of a local area and present it creatively.</p>	<p>Physical geography</p> <p>Human and physical geographical features</p> 
<p>French</p>	<p><u>Topic: Chez moi</u></p> <p>To describe where you live.</p> <p>To identify different parts of the house.</p>	 <p>Ask your child to find out the different pieces of the house in French.</p>	 <p><u>Topic: Chez moi</u></p> <p>https://www.youtube.com/watch?v=Q3AGIKdQUvg</p>



The Winchester School

Family Learning Newsletter -Year 6 February 2024



Share

Create a presentation or poster to describe where he /she lives (in a town/in a city or a village -----)

Create a mind map to name different pieces of the house



Encourage

Students to keep exploring the links given.

https://www.youtube.com/watch?v=ms_bjzkKIM0

<https://www.youtube.com/watch?v=RYDdP9GZLao>

<https://www.youtube.com/watch?v=Ghu3aeAvKq0>



[Wordwall Activity](#)

<https://wordwall.net/play/6617/068/227>

[Quizlet Activities](#)

<https://quizlet.com/475423513/les-pieces-de-la-maison-flash->



The Winchester School

Family Learning Newsletter -Year 6 February 2024




			<p>https://quizlet.com/475423513/match</p> <p>https://quizlet.com/475423513/gravity</p> <p>https://quizlet.com/475423513/test</p> <p><u>Reading Comprehension</u></p> <p>https://www.liveworksheets.com/tu149321jy</p> <p><u>Languagenut</u></p> <p>Please login in and practice at home. Check assigned assignments.</p>
Physical education:-	FOCUS	HOME ACTIVITIES/HOW CAN YOU HELP YOUR CHILD AT HOME	USEFUL WEBSITES



The Winchester School

Family Learning Newsletter -Year 6 February 2024




Activity -1	Volleyball – Underarm pass	<u>Talk and encourage the children to do the following:</u>	<u>Useful sites:</u>
Activity - 2	Volleyball – Overhead pass	<u>Proper warm up</u> The students will do the proper warm up and will practice the skills with basic rules.	Links: https://www.youtube.com/watch?v=wmgT_Pi91S8
Activity - 3	Volleyball – Underarm service	Follow the links for the skills and rules.	https://www.youtube.com/watch?v=GX49gLS6piU
Activity - 4	Volleyball – Overhead service	<u>Cooldown</u> After the game students will do proper cooldown activity.	https://www.youtube.com/watch?v=kZFbkbaG7J8 https://www.youtube.com/watch?v=oO44w6NFpl4
Music (Kiko)	Improving children's confidence and musicality through singing actions songs and chanting rhymes. Playing with a recorder Reading Notes	Encourage the child to sing action songs at home. Ask the child to perform the songs we learned in school. Help the child choose which other songs they know aside from the songs taught in school and let them invent their own singing actions. <u>Encourage your child to practice recorder at home.</u>	https://www.timeout.com/new-york-kids/music/best-kids-songs https://www.youtube.com/watch?v=breyIWfW4TQ



The Winchester School

Family Learning Newsletter -Year 6 February 2024



Music (Joyson)	<p>Improving child's confidence and musicality through music rhythm reading</p> <p>We take a look at dotted quarter notes, single eighth notes, and the eighth rest. We also get to see our beats split in half, adding a new challenge to our rhythm reading!</p>	<p>Let the child understand the music note value and clap with the notes.</p> <p>Ask the child to perform it with any percussion instrument like maracas, tambourine.</p> <p>Throughout these videos, steady beat is represented by the boxes, and rhythms are represented as the notes inside the boxes. Counting the number of boxes each note uses is a great way to remember how many beats the note is worth.</p>	<p>(22) A Guide to Rhythm Reading: Intermediate Rhythms Part 1: Dotted Quarter/Single Eighth Notes - YouTube</p>
Music (Sunil)	<p>Learning how to play the song "UAE national anthem" on recorder</p>	<p>Let the child practice at home, even though there will be squeaking. Be an audience. But better also check if the child is holding the recorder properly.</p>	



The Winchester School

Family Learning Newsletter -Year 6 February 2024



ICT	<p>Topic Computational Thinking</p> <p>Identify Algorithms. Solve problems using decomposition. Explain how we get computers to do what we want. Differentiate between algorithms, code and computer programs. Evaluate how algorithms can be represented as written descriptions, flowcharts and code. Identify the flowchart symbols and use these to develop a flowchart.</p>	<p>Empower children with the confidence needed to tackle ambiguous problems.</p> <p>Dance Moves Explain to children that they will make up a dance routine and create instructions for the family to follow.</p> <p>JAZZY JIGSAWS Encourage children to assemble jigsaw puzzles and think about the strategy that they would adopt in order to solve your puzzle.</p> <p>What do they need?</p> <p>Jigsaw puzzle or Print a jigsaw of their choice, with artwork from Nintendo, SEGA and Ubisoft</p> <p>What do they learn?</p> <p>Logical reasoning, problem solving, algorithmic thinking, decomposition, abstraction, generalization, evaluation.</p> <p>⇒⇒⇒ DOWNLOAD HERE</p>	<p>To learn more about computational thinking, please refer to below reading resources.</p> <p>Computational Thinking in K-9 Education (researchgate.net)</p> <p>Bringing Computational Thinking to K12 (acm.org)</p> <p>Defining Computational Thinking for Math and Science (northwestern.edu)</p> <p>http://www.bbc.co.uk/education/guides/zp92mp3/revision</p>
-----	--	--	---