
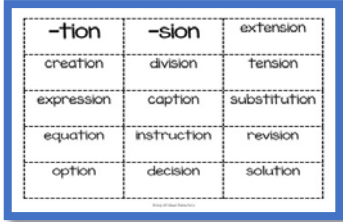





# The Winchester School

## Family Learning Newsletter Year 3 January 2024



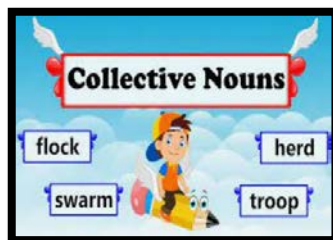
Area of learning	Focus	Activities	Useful Websites/Apps
Literacy	<p><b>Spellings:</b> To spell words of two or more syllables. To spell words ending in -tion, -sion,, -cian and -ssion.</p>   <p><b>Grammar</b> To recognize verb tenses. To identify Collective nouns as a collection of people, place, animal or thing.</p>	<p><b>Talk</b> about sounding letters according to the syllables in the word. Every syllable has one and only one vowel sound. <b>Discuss</b> that a syllable is a word or a word segment that is pronounced as a single sound. Some words have one syllable (including cat, dog, fish, and walk). Some words have two syllables (including soggy, orange and walking). Some words have three syllables (including gigantic, terrible and peculiar). <b>Talk</b> about the different ways of using words with the 'shun' sound. <b>Encourage</b> your child to find the root words to which each of the suffixes are added.</p> <ul style="list-style-type: none"> <li>• If the root word ends with 'c' or 'cs' use the -cian suffix: magic - magician</li> <li>• When the root word ends with 'd' or 'se' the suffix used is usually -sion: expand - expansion</li> <li>• If the root word ends with 't' or 'te' use -tion: invent – invention</li> </ul> <p><b>Verbs:</b> <b>Encourage</b> your child to highlight verbs in a paragraph and discuss which tense it has been narrated in.</p>	<p>Syllables: <a href="#">What are Syllables?</a> <a href="#">Syllables-Part of a word</a> <a href="#">Syllables</a> <a href="#">CIAN SION &amp; TION Suffixes</a> <a href="#">shun with phonics</a> <a href="#">Spellings</a> <a href="#">spelling game</a></p> <p><a href="#">Nouns and Verbs</a> <a href="#">Verb Tenses</a></p>



# The Winchester School

## Family Learning Newsletter Year 3 January 2024

To join two words to create a compound noun.  
To replace nouns with pronouns in sentences.  
To use Synonyms and Antonyms for a basic word.



**Speak** to your child about the use of tenses that ascertain at what time an event in the story is taking place.

**Discuss with your child that a compound noun** is a noun made from at least two words.

Encourage your child to recognize compound nouns in a text with some examples of compound nouns.

**Example:** Toothpaste: a paste used in cleaning the teeth.

Schoolhouse: a building used as a school.

Bedroom: a room in the house where one sleeps in a bed.

### Collective Nouns:

**Encourage** your child to play a Match Up Game

- Cut up some pieces of green card and write the following on each: bees, flowers, people, trees, fish, wolves, grapes and puppies.
- Then cut up some pieces of yellow card and write the following on each: crowd, pack, litter, bunch, swarm, bouquet, forest and shoal.
- Ask your child to match the green cards to the yellow cards.  
(Answers: a crowd of people, a pack of wolves, a litter of puppies, a bunch of grapes, a swarm of bees, a bouquet of flowers, a forest of trees, a shoal of fish.)

**Pronouns**-Build your child's knowledge of pronouns with this simple activity. Provide your child with a list of sentences and then have your child replace the nouns with the correct pronouns.

[Compound Noun](#)

[Compound nouns](#)

[Collections](#)


[Practise pronouns](#)

[Pronouns](#)



# The Winchester School

## Family Learning Newsletter Year 3 January 2024



### **Text Level:**

#### **Novel-The Sand man and the Turtles**

To draw inferences such as inferring characters' feelings, thoughts and motives from their actions, and justifying inferences with evidence.

To identify how language, structure and presentation contribute to meaning.

To gather information about the author's style of writing

To refer to the text when looking for information.

### **Informal Letters:**

To write different variations of letters  
e.g. – informal, invitation letter, thank you, response etc.

### **Synonym and Antonym**

Guide your child to look for vocabulary and find the meanings as well as the synonyms and antonyms in a dictionary.


**Talk** about the book cover and blurb and let your child predict what the novel is about.

**Discuss** the use of imagination and fantasy by the author to create interest in the reader.

**Encourage** your child to explore the description of characters in the novel. Assist your child to differentiate between the characters by finding words and phrases that describe their strengths and weaknesses.

### Synonym and Antonym

Synonym	Antonym
A word or phrase that has the same or exact meaning as another word or phrase. ✓	A word or phrase that has the opposite meaning as another word or phrase. ✗
Big → Huge	Big → Small
Smart → Intelligent	Tall → Short
Alike → Same	Fast → Slow
Small → Tiny	Early → Late
Begin → Start	Old → Young
→ Wealthy	Always → Never
Scared → Afraid	Loud → Quiet




Character Traits	
can be inferred by analyzing...	
<b>Feelings</b>	<b>Dialogue</b>
<b>Actions</b>	<b>Thoughts</b>



# The Winchester School

## Family Learning Newsletter Year 3 January 2024



To read examples of letters written for a range of purposes.  
To understand structure and layout including use of paragraphs, ways of starting, ending etc.

**Moral Education:**  
Respecting others in the community.

**Talk** to your child about the different letters that they have received / sent, from / to your close ones.  
**Encourage** your child to read variations of letters. (letters to friends and family who are far away from home; persuasive letters to their librarian requesting that specific texts to be added to the school library; letter to their favorite author, email, letter to the editor of a kid magazine)  
Plan a small party at home, where the child will be in charge of the invitations.  
**Share** with your child the details of the party (Time, address and message) so that the same can be included in the invite.

**Encourage** your child to be kind and respectful and follow the value of tolerance.  
**Tell** your child that respect means that you accept somebody for who they are, even when they're different from you or you don't agree with them.  
**Share** examples of respect in relationships which builds feelings of trust, safety, and wellbeing.




### Friendly letter





# The Winchester School

## Family Learning Newsletter Year 3 January 2024



### Numeracy

#### Multiplication and Division

To know multiplication facts of 2,3,4,5 and 10 times table.

To know 3- and 4-times tables.

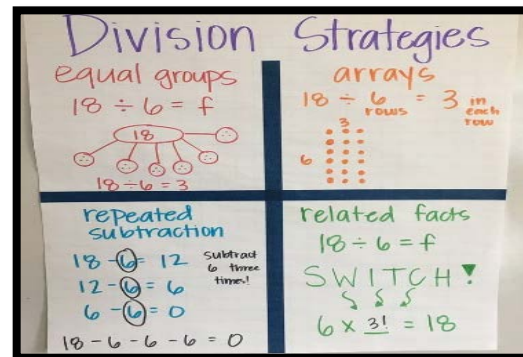
To understand division as grouping and sharing.

To create a multiplication fact chart from 1 to 10.

Sample multiplication chart:

x	1	2	3	4	5	6
1	1	2	3	4	5	6
2	2	4	6	8	10	12
3	3	6	9	12	15	18
4	4	8	12	16	20	24
5	5	10	15	20	25	30
6	6	12	18	24	30	36
7	7	14	21	28	35	42
8	8	16	24	32	40	48

**Talk and Encourage** your child to group things into different boxes. Ask them how many things are in each group and how many left.

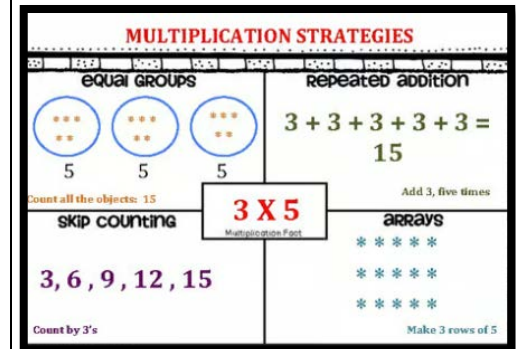


2	7	6	→15
9	5	1	→15
4	3	8	→15
15	15	15	15


<https://www.mathgames.com/skill/3.54-multiplication>

<https://www.mathgames.com/skill/3.50-multiplication-with-pictures>

<https://www.turtlediary.com/game/bingo-multiplication.html>







# The Winchester School

## Family Learning Newsletter Year 3 January 2024


### Challenge:

The toy shop stocks tricycles and go-carts.

The tricycles have 3 wheels and the go-carts have 5 wheels.

Suna counted the wheels. He counted 37 altogether.


How many tricycles are there? How many go-carts? Find two ways to do it.



There are 10 sweets in a packet.

I have bought 17 packets.


How many sweets do I have?

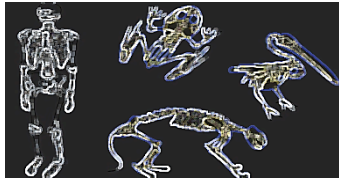

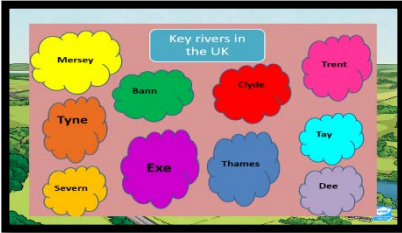




# The Winchester School

## Family Learning Newsletter Year 3 January 2024






<b>Science</b>	<p><b><u>Animal Including Humans (Skeleton and Muscles)</u></b></p> <p>To describe the various functions of the human skeletal system.</p> <p>To explore the key features of the Vertebrate and Invertebrate groups.</p> <p>To compare the different types of skeletons- endoskeleton, exoskeleton and hydrostatic.</p>	<p><b>Share</b> with your child the names of the longest and the smallest bone in our body. Your child can make a small booklet, draw or stick pictures of any five bones present in the human body and write some interesting facts about different bones in our body.</p> <p><b>Talk</b> to your child about vertebrates and invertebrates. What makes them different from each other.</p> <p><b>Encourage</b> your child to do interactive activities: Find and stick pictures of different vertebrate and invertebrate animals.</p> 	<p><b>Animal Including Humans (Skeleton) <u>Vertebrates and Invertebrates</u></b></p> <p><a href="#">Vertebrates and Invertebrates online pdf activity for 4   Live Worksheets</a></p> <p><a href="#">Types of skeletons worksheet   Live Worksheets</a></p> <p><a href="#">The Skeletal System interactive activity for 5 (liveworksheets.com)</a></p> <p><a href="#">Skeletal system</a></p>
<b>Humanities Geography</b>	<p><b><u>The United Kingdom – Rivers and Seas</u></b></p> <p>To name and locate the rivers and seas of the United Kingdom using a map or an atlas.</p> <p><b>Key Words:</b> North Sea, English Channel, Irish Sea, Atlantic Ocean, River Thames, River Severn, River Tay, River Bann</p>	<p><b>Encourage</b> your child to locate the United Arab Emirates and its surrounding seas on a map of the world. Next use an atlas and locate your home country and then the United Kingdom, its rivers and surrounding seas on a world map.</p> <p><b>Talk</b> about the key rivers and seas and their importance. Play a game - who can locate them the quickest on a map.</p> <p><b>Share</b> time together following a river on a map to find where it starts and ends.</p> <p><b>Challenge</b> your child to identify the rivers and seas of the UK.</p> 	<p><a href="https://www.youtube.com/watch?v=rb9vZAFuOdo">https://www.youtube.com/watch?v=rb9vZAFuOdo</a></p>  <p><a href="#">Facts and information about UK Rivers</a></p> <p><a href="http://primaryhomeworkhelp.co.uk">primaryhomeworkhelp.co.uk</a></p>



# The Winchester School

## Family Learning Newsletter Year 3 January 2024



<b>U.A.E. Social studies</b>	<p><b><u>Schools in the UAE</u></b></p> <ul style="list-style-type: none"> <li>• To explore the difference between schools in the past and the present.</li> <li>• To explain how technology in schools is changing the way people learn.</li> </ul> <p><b><u>Education in the UAE</u></b></p> <ul style="list-style-type: none"> <li>• To explore traditional and current jobs.</li> <li>• To look at a number of professions that people can study at university and start thinking about what they would like to be when they grow up.</li> </ul> 	<p><b>Talk</b> to your child about the differences in schools in the past and present.</p> <p><b>Share</b> with your child how their behaviour can affect their learning at school.</p> <p><b>Encourage</b> your child to share their thoughts and feelings about school and their own experiences.</p> <p><b>Talk</b> to your child about the importance of going to university and college.</p> <p><b>Share</b> with your child your job responsibilities and the importance of following it diligently.</p> <p><b>Encourage</b> your child to take their education seriously and understand how it will significantly impact their success.</p>	<p><a href="https://thenationalnews.com">Old school UAE: How the first classrooms built today's country (thenationalnews.com)</a></p> <p><b>Key Vocabulary:</b> respect, team</p>  <p><a href="https://uae-embassy.org">Education in the UAE   UAE Embassy in Washington, DC (uae-embassy.org)</a></p> <p><b>Key Vocabulary:</b> subject, job, duty, university, college</p>
<b>Music-Kiko</b>	<p>Improving children's confidence and musicality through</p>	<ul style="list-style-type: none"> <li>• Let the children sing action songs at home.</li> <li>• Ask the child to perform the songs we learned in school.</li> </ul>	<p><a href="https://www.timeout.com/new-york-kids/music/best-kids-songs">https://www.timeout.com/new-york-kids/music/best-kids-songs</a></p>






# The Winchester School



## Family Learning Newsletter Year 3 January 2024

	singing, actions songs and chanting rhymes.	<ul style="list-style-type: none"> <li>Help the child choose which other songs they know aside from the songs taught in school and let them invent their own singing actions.</li> </ul>	
<b>Music-Sunil</b>	Learning how to play the song "Mary had a little lamb" on recorder	<ul style="list-style-type: none"> <li>Let the child practice at home, even though there will be squeaking.</li> <li>Be an audience, but better also check if the child is holding the recorder properly.</li> </ul>	
<b>Music-Joyson</b>	Learning how to play the recorder using notes G A B	Let the child practice at home, even though there will be squeaking.	Identify the notes in the recorder with the backing track <a href="#">B.A.G. Medley - RECORDER - YouTube</a>
<b>ICT</b> Turtle Programming	<b>Email and Communication</b> To login using their e-mail account in the school domain and communicate through email.	Create an email to your friend inviting her to visit you on her vacation.	<a href="https://edu.gcfglobal.org/en/email101/introduction-to-email/1/">https://edu.gcfglobal.org/en/email101/introduction-to-email/1/</a>  <a href="https://edu.gcfglobal.org/en/email101/contacts-and-calendars/1/">https://edu.gcfglobal.org/en/email101/contacts-and-calendars/1/</a>
<b>Moral Education</b>	<u><b>What objects and symbols can tell us:</b></u>  <b>Similarities and differences</b>  To describe ways in which artefacts (e.g. cooking and eating utensils,	<b>Talk</b> to your child about the difference between the things that we use now and which was used in the past. Also, talk to them about the importance of national symbols – national flag, national animal and others <b>Share</b> an archaeology mat with the students and encourage them to find the words related to past. <b>Encourage</b> your child to research about the national symbols in the past and how it got evolved and changed to the present ones. Let child know about the primary and	<a href="https://youtu.be/KvzO9uKtdfs">https://youtu.be/KvzO9uKtdfs</a> 



# The Winchester School


## Family Learning Newsletter Year 3 January 2024



	<p>coinage, items of furniture) have changed or remained the same over time, and how they relate to their present- day counterparts.</p> <p>Identify and explain the meaning of national and other symbols currently found in the UAE and compare them with symbols from the past.</p>	<p>secondary sources and find the differences between them and can elaborate it in the form of poster.</p>	
<b>Arabic for Arabs</b>	<p><b>قصة حلا تجعل حياتها أحلى</b></p> <p>أن يحدد عناصر القصة أن يحلل عناصر القصة أن يفسر التلميذ المفردات الجديدة في القصة أن يقرأ التلميذ قراءة جهرية سليمة مراعيًا التنغيم والضبط السليم أن يجيب التلميذ عن أسئلة تظهر فهمه للفكرة الرئيسة والأفكار الفرعية مستعينًا بالنص</p>	<p><b>يستطيع السيد ولي الأمر أن يساعد الطالب عن طريق</b></p> <p>مساعدة الطالب على استخدام الكلمات الجديدة في تعبيراته داخل المنزل مساعدة الطالب على القراءة السليمة للنصوص المدروسة مساعدة الطالب في الربط بين خبراته ومعلوماته السابقة وبين ما يتعرفه من معلومات جديدة مساعدة الطالب في الحديث مستخدماً أسلوب العطف مساعدة الطالب في البحث عن أبيات شعرية تحوي أسلوب العطف يمكن لولي الأمر الدخول من خلال الرابط المرفق لموقع قناة اللغة العربية والتربية الإسلامية الخاص بمدرسة ونشستر ومتابعة التسجيلات الخاصة بالدروس ومشاركتها مع التلميذ وتدوين ما تعلمه في دفتره المدرسي.</p>	<p><a href="https://kutubee.com/">https://kutubee.com/</a></p> <p><b>قناة اللغة العربية والتربية الإسلامية بمدرسة ونشستر</b></p>

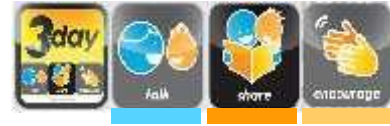


# The Winchester School



## Family Learning Newsletter Year 3 January 2024

	<p>أن يجمع كلمات من محيط لغوي واحد موضحة الفرق في دلالاتها</p> <p><b>: أسلوب العطف</b></p> <p>أن يميز التلميذ أسلوب العطف أن يحدد التلميذ حروف العطف ودلالاتها أن يفرق التلميذ بين المعطوف – المعطوف عليه</p> <p><b>: هيا نعمل</b></p> <p>أن يطرح التلميذ أسئلة عن الفكرة الرئيسة والفكر الفرعية في نصوص شعرية ، مبدئياً . رأيه في المضمون أن يحدد التلميذ بعض الجماليات في النص أن يميز التلميذ بعض الأساليب الإنشائية والخبرية .. أن يعدد التلميذ فوائد العمل</p>		
Arabic for Non-Arabs	<p><u>THE FAMILY</u></p> <p>To create sentences about the family.</p> <p>To compare the family members.</p>	<p>In every new lesson, we provide new words with its meanings.</p> <p>Help your child to memorize them and use them in sentences on his/her own.</p> <p>Help your child to link between the picture and the word.</p> <p>Ask your child to draw things seen at home.</p>	<p><a href="https://kutubee.com/">https://kutubee.com/</a></p> <p><a href="#">Drinks in Arabic</a></p> <p><a href="#">ARABIC COLOURS</a></p> <p><a href="#">Family members in Arabic</a></p>



# The Winchester School

## Family Learning Newsletter Year 3 January 2024

	<p>To describe the family using the correct adjectives.</p> <p>To describe a day with the family.</p> <p>To describe the food and hobbies of family members.</p> <p>To create a telegram correctly.</p>	<p>Talk to your child about the family.</p> <p>Go through the links on the Arabic and Islamic YouTube channel so that you can help your child learn more at home about the topic.</p>	<p><a href="#">Arabic and Islamic YouTube Channel</a></p>
<p>Islamic Education - Arabs</p>	<p><b>الصدق</b></p> <p>أن يستنتج التلميذ مفهوم الصدق وفوائده .</p> <p>أن يدلل التلميذ على الصدق من القرآن والسنة</p> <p>أن يعدد فوائد الصدق على الفرد والمجتمع .</p> <p><b>الصوم</b></p> <p>أن يستنتج التلميذ مفهوم الصوم.</p> <p>أن يستنتج التلميذ فوائد الصوم على الفرد والمجتمع .</p> <p>أن يستنتج التلميذ آداب الصوم مع الاستدلال</p> <p><b>سورة الليل</b></p>	<p>مساعدة التلميذ في التعرف على مفهوم الصدق</p> <p>تصميم مخطط عن فوائد الصدق</p> <p>مساعدة التلميذ في معرفة بعض الأدلة عن الصدق من القرآن والسنة</p> <p>مساعدة التلميذ في معرفة مفهوم الصوم</p> <p>مساعدة التلميذ في معرفة فوائد الصوم على الفرد والمجتمع</p> <p>مساعدة التلميذ في حفظ سورة الليل</p> <p>مساعدة التلميذ في معرفة تفسير بعض مفردات الآيات الكريمة</p> <p>مساعدة التلميذ في معرفة الفرق بين الشقي والسعيد</p> <p>يمكن لولي الأمر الدخول من خلال الرابط المرفق لموقع قناة اللغة العربية والتربية الإسلامية الخاص بمدرسة ونشستر ومتابعة التسجيلات الخاصة بالدروس ومشاركتها مع التلميذ وتدوين ما تعلمه في دفتره المدرسي.</p>	<p><a href="#">الصدق</a></p> <p><a href="#">الصوم</a></p> <p><a href="#">قناة اللغة العربية والتربية الإسلامية بمدرسة ونشستر</a></p>



# The Winchester School



## Family Learning Newsletter Year 3 January 2024

	<p>أن يفسر التلميذ بعض مفردات الآيات الكريمة.</p> <p>أن يقارن التلميذ بين الشقي والسعيد في الدنيا والآخرة.</p> <p>أن يبين التلميذ نتائج الأعمال الصالحة والسيئة</p>		
<p><b>Islamic Education-Non-Arabs</b></p>	<p>Unit 3: lesson 2 (Fasting )</p> <p>To conclude the importance of fasting.</p> <p>To extract the benefits of fasting.</p> <p>Unit 3 :Sura AL layl</p> <p>To conclude the general meaning of the Surah.</p> <p>-To analyze the themes of the Surah.</p> <p>Unit 3: Tolerance</p> <p>To conclude the importance of Tolerance</p> <p>To clarify the effects of tolerance in the society.</p>	<p>Ask your child to write about a day of fasting in Ramadan.</p> <p>Encourage your child to learn Surah- al Layl within YouTube.</p> <p>Encourage your child to use the Duaa taught and explained in each lesson</p> <p>Encourage your child to colour monthly prayer chart and answers in the book ISLAM MY WAY OF LIVING as per the topic he studies.</p> <p>Encourage your child to be a good example of the good manners in life.</p> <p>Go through the links on the Arabic and Islamic YouTube channel</p>	<p><a href="http://www.study4uae.com/">Arabic and Islamic YouTube Channel</a> <a href="http://www.study4uae.com/">http://www.study4uae.com/</a></p>
<p><b>PE</b></p>	<p><b><u>Throw ball/Service:</u></b></p> <p>Students will be able to understand the game &amp; how to perform service skills.</p>	<p>Talk and encourage the children to do the following:</p>	<p><b><u>Useful sites:</u></b></p> <p><a href="https://www.youtube.com/watch?v=_VD5HZjM2lQ">https://www.youtube.com/watch?v=_VD5HZjM2lQ</a></p>





# The Winchester School

## Family Learning Newsletter Year 3 January 2024



### Throwball/Throwing:

Students will be able to understand how to perform throwing skills.



Encouraging Children to take part in Throwball Games, practicing more time with wall return services to become master in Servicing skill in Throwball Game.

Talk and encourage the children to do the following:



Encouraging Children to take part in Throwball Games, practicing more time with wall return throwing or with partner practices to become master in Throwing skill in Throwball Game.

[https://www.youtube.com/watch?v=nUw\\_8zq06HM](https://www.youtube.com/watch?v=nUw_8zq06HM)

<https://www.youtube.com/watch?v=MTi18LoWjOs>

### Useful sites:


<https://www.youtube.com/watch?v=aZTHjSReRYQ>

<https://www.youtube.com/watch?v=S5YNfqxn8v4>



# The Winchester School

## Family Learning Newsletter Year 3 January 2024



### Throwball/Catching:

Students will be able to understand how to perform catching skills.



### Throwball/Team play:

Students will learn how to play a game with basic rules & will be able to understand of the game.



Talk and Encourage the children to do the following:



Talk and encourage the children to do the following:



Encouraging Children to take part in Throwball Games, watching the game in YouTube to understand the compete level between the two teams in a throwball match.

Useful sites:

<https://www.youtube.com/watch?v=EyyL1qU-HRc>

<https://www.youtube.com/watch?v=1alnZWz8A-Y>

<https://www.youtube.com/watch?v=FYS9o-MwI>

Useful sites:

<https://www.youtube.com/watch?v=awd3EQtn1Ik>

<https://www.youtube.com/watch?v=WLEKkpRSbAo>

<https://www.youtube.com/watch?v=gDfJQwVs6aE>