



The Winchester School, Jebel Ali

Family Learning Newsletter -Year 1- March -2024

Area of Learning	Focus	Activities to help your child at home	Useful websites/Resources
English	<p><u>Spelling</u></p> <p>To use phonic knowledge to spell 'er/ir/ur' Example–burst, thirst, helper etc.</p> <p><u>“k” sound words</u></p> <p>Example – king, desk, kettle</p>	<p><u>Spelling Bingo:</u></p> <p>Create Bingo cards with spelling words instead of numbers. Call out the definitions or use the words in sentences, and the child marks the corresponding word on their card.</p> <p><u>Engaging Spelling Drill</u></p> <p>Fold three columns on a piece of paper labelled 'trace,' 'copy,' and 'recall.' Write the word in the first column, and have your child trace the letters. While doing so, talk about the letters and pronunciation. Next, encourage your child to copy the word, and offer positive feedback. Finally, encourage them to recall the spelling independently by hiding the first two columns.</p>	<p>er, ir and ur.docx</p> <p>k booklet.docx</p>



The Winchester School, Jebel Ali

Family Learning Newsletter -Year 1- March -2024

	<p><u>Grammar</u></p> <p>Singular and Plural</p>	<p><u>Introduction with Picture:</u></p> <p>Introduce singular and plural nouns using a picture filled with interesting things. Encourage the child to talk about what they see. For example, they may say "cat." If there's more than one cat, ask how many. Discuss singular and plural forms. Share other examples like one marker, many markers, one pencil, many pencils, and encourage them to identify singular and plural forms.</p> <p><u>Sorting Game:</u></p> <p>Provide a mix of singular and plural noun cards.</p> <p>Ask the child to sort them into two piles, one for singular and one for plural. Encourage discussion about why each word belongs to its respective category. Talk about the sorting process, share thoughts on challenging words, and encourage them to ask questions.</p> <p><u>Story Building:</u></p> <p>Discuss how the story would change if all the nouns were either singular or plural.</p>	
--	---	--	--



The Winchester School, Jebel Ali

Family Learning Newsletter -Year 1- March -2024

		<p>Share ideas, talk about creative choices, and encourage them to share their own stories.</p> <p><u>Scavenger Hunt:</u></p> <p>Create a list of singular and plural nouns.</p> <p>Have the child go on a scavenger hunt around the house, finding items that match the nouns on the list.</p> <p>Discuss whether the items are singular or plural.</p> <p>Encourage them to talk about their findings, share interesting discoveries, and ask questions.</p> <p><u>Sentence Construction:</u></p> <p>Provide the child with a mix of singular and plural nouns. Ask them to create sentences using the nouns and ensure they understand the concept of subject-verb agreement. Talk about their sentences, share feedback on correct usage, and encourage them to express their ideas.</p>	<p>Singular and Plural Noun - True or false (wordwall.net)</p> <p>Collaborate with the child to create a short story using both singular and plural nouns. Ask them to identify and underline the nouns in the story.</p>
--	--	---	---



The Winchester School, Jebel Ali

Family Learning Newsletter -Year 1- March -2024

Alliteration

To recognise alliteration and use it in their writing.

Alliteration is when a [sentence](#) or [phrase](#) has many [words](#) that start with the same sound. It is a [tongue-twisters](#). Basically, the first consonant repeats itself throughout the sentence.

Examples:

1. Go and gather the green leaves on the grass.
2. Please put away your paints and practice the piano.

The big bad bear and baby bunnies by the bushes.

Activity: A sound story

Pick a sound for example, let's say the sound is 's'. Then make up a story with lots of 's' sounds in.

Tell your child 'If you hear a 's' then put your hands on your heads.'

An example of a story could be...'One day Steve the Snake went to the sandy beach. He saw a sea serpent in the sea. The serpent jumped out

[Alliteration.docx](#)

[alliteration? - Group sort \(wordwall.net\)](#)



The Winchester School, Jebel Ali

Family Learning Newsletter -Year 1- March -2024

		<p>and slithered towards Steve. He tried to slice him with his teeth!</p> <p><u>Rhyming Alliteration:</u></p> <p>Introduce rhyming words with the same starting sound. Create simple sentences like "Sam sat on the silly swing" or "Billy bounced a big blue ball." Talk about the repeating sounds. Encourage your child to make their rhyming sentences with alliteration. Share and talk about their creative choices. Have your child share their rhyming sentences with family or friends and encourage them to discuss what they enjoyed.</p>	
Mathematics	To know the numbers as odd or even.	<p>Talk to your child about sharing objects. Give away objects like spoons, cubes, beans, straws ranging 1-20. Then ask them share them equally into two groups. Now ask each whether they are able to share all the numbers equally. Point out the fact that not all the numbers can be shared equally. Tell them the numbers which</p>	



The Winchester School, Jebel Ali

Family Learning Newsletter -Year 1- March -2024


	<p>To solve problems involving counting, addition, and subtraction.</p> <p>To identify quarter of a shape and a set of objects or numbers.</p>	<p>can be divided equally into two groups with no leftovers is called even number. The numbers 2, 4, 6, 8, and 0 are all even numbers. An odd number cannot be shared equally into two groups and has leftovers. The numbers 1, 3, 5, 7, and 9 are all odd numbers.</p> <p>Encourage and discuss with your child while travelling or cooking. Share simple examples of addition and subtraction number stories. Focus on the use of different vocabulary of addition and subtraction.</p> <p>E.g.: You see 12 red cars and 4 black cars. How many cars altogether?</p> <p>I gave you 25 cookies, you ate 2. How many remaining?</p> <p>Encourage them to use recycled paper and cut out different shapes, fold the shape into half. Remind them to make sure they have completely overlapped.</p>	<p>Odd and even.docx</p>
--	--	--	--



The Winchester School, Jebel Ali



Family Learning Newsletter -Year 1- March -2024

	<p>Whole, Half, Quarter</p>  <p>1 1/2 1/4</p>	<p>Ask your child to place the objects to be shared in the circles to find the fair way to share the items each time. Remind them to only place one item in each circle at a time. Now use four circles to find the quarter of objects and numbers.</p> <p>Challenge</p> <p>Two monkeys ate a total of 28 nuts.</p> <p>Each of them ate the same number of nuts.</p> <p>How many nuts did each of the monkeys eat?</p>	<p>https://matheasily.com/addition-with-pictures.html</p> <p>Quarter.docx</p>
Science	Animal Diet	<p>Share information on herbivore, carnivore and omnivore animals. Talk about their eating habits.</p> <p>Also encourage your child to sort a variety of common animals according to their eating habits. Explore and share information on life cycle of animals and humans.</p>	<p>https://www.bbc.co.uk/bitesize/articles/z96vb9q</p>












The Winchester School, Jebel Ali

Family Learning Newsletter -Year 1- March -2024

To identify and name a variety of common animals that are herbivores, carnivores and omnivores.

Directions: Fill in the graphic organizer with examples.




Name: _____

HERBIVORE, CARNIVORE, OR OMNIVORE		
Herbivore A plant or animal that eats plants (ONLY).	Carnivore A plant or animal that eats animals (ONLY).	Omnivore A plant or animal that eats both plants and animals.
  	  	  

To identify and describe the types of teeth different animals have.

Research with your child information on the type of teeth they have.

Share information on how all have different kind of teeth and their uses.

Herbivore	Carnivore	Omnivore
Animals that eat plants.	Animals that eat meat.	Animals that eat both plants and meat.
		



The Winchester School, Jebel Ali

Family Learning Newsletter -Year 1- March -2024



<p>Humanities</p> <p>History</p>	<p><u>Toys</u></p> <p>Early 20th Century Toys</p> <p>To compare similar toys from different times.</p> <div data-bbox="407 537 600 748"> <p>Crayola Crayons 1903</p> </div> <div data-bbox="424 773 583 971"> <p>Meccano 1901</p> </div> <div data-bbox="625 703 806 914"> <p>Teddy 1902/3</p> </div> <p><u>Toys</u></p> <p>Victorian Toys</p> <p>To compare Victorian toys with modern toys.</p> <div data-bbox="407 1187 789 1398"> </div>	<p>Talk to your child about the toy timeline and the toys played with in the early 20th century which will be older than the toys their grandparents played with. Are they the original version of the toys they play with today? The early 20th century was when they were first made.</p> <p>Share with your child the toys that you and your parents played with. Explain how and why these toys have changed over time.</p> <p>Encourage your child to compare the early 20th century toys like the teddy bear and the crayons with the ones from today. Find the similarities and differences between these toys.</p> <p>Key words: Compare, similarities, differences, same, different, oldest, newer, newest.</p> <p>Talk to your child about the toy timeline. Identify where the Victorian period was in relation to themselves and today.</p> <p>Share with your child pictures of some Victorian toys, how they were played with and what they were made from.</p>	<div data-bbox="1495 279 1955 613"> <p>Toy Timeline</p> </div> <div data-bbox="1495 630 1955 964"> <p>Popular Early 20th Century Toys</p> <p>Click on a toy to find out more!</p> <div data-bbox="1507 740 1640 899"> <p>Meccano 1901</p> </div> <div data-bbox="1650 740 1782 899"> <p>Teddy 1902/3</p> </div> <div data-bbox="1793 740 1934 899"> <p>Crayola Crayons 1903</p> </div> <ul style="list-style-type: none"> • Are any of these toys familiar? • Do they remind you of any toys you play with today? </div> <p>Early 20th Century FLN.pdf</p>
--	--	---	--



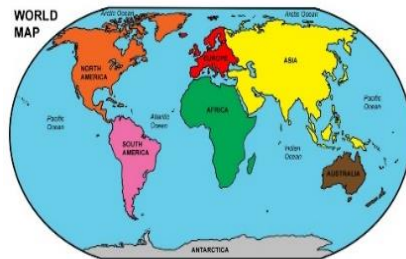
The Winchester School, Jebel Ali

Family Learning Newsletter -Year 1- March -2024

Geographical skills

To name and locate the world's seven continents and five oceans.

To use world maps, atlases and globes to identify the continents and oceans studied in this year.



Encourage your child to compare the Victorian toys like the doll and car with the ones from today. Find the similarities and differences between these toys.

Key words: Victorian, compare, similarities, differences, same, different, oldest, newer, newest.

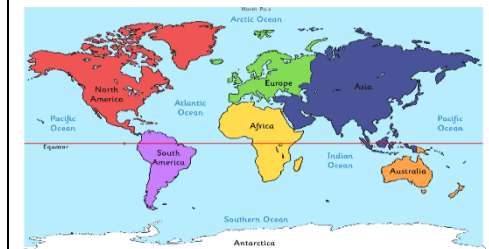
Talk to your child about the world's seven continents and five oceans.

Encourage your child to name and locate the world's seven continents and five oceans on a globe or map.

Share significant facts about each continent and ocean.

Key words: world map, continent, ocean, equator, Northern Hemisphere, Southern Hemisphere, Asia, Africa, North America, South America, Australia, Europe, Antarctica, Atlantic, Pacific, Indian, Arctic Ocean, Antarctic Ocean, land, sea, sphere


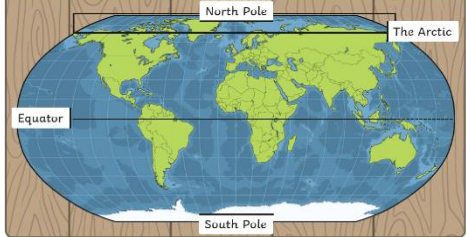
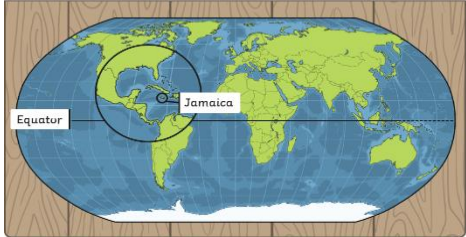
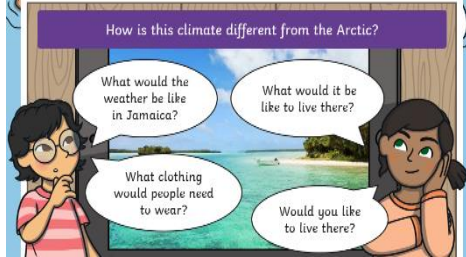
[Victorian Toys resource.pdf](#)





The Winchester School, Jebel Ali

Family Learning Newsletter -Year 1- March -2024



<p>Geography</p>	<p><u>Hot and Cold countries</u></p> <p>To explore hot and cold</p> <p>Hot and Cold Climates</p> 	<p>Talk to your child about the weather in Dubai, the UAE, the types of weather which are hot and cold and what they would like our weather to be like.</p> <p>Encourage your child to name and locate the Equator and the North and South Pole on the globe.</p> <p>Share information about the location of hot and cold countries of the world in relation to the Equator and the North and South Poles.</p> <p>Key words: hot, cold, hottest, coldest, hotter, colder, warm, cool, weather, climate, world map, globe, atlas, Equator, North Pole, South Pole, Arctic, countries, Jamaica, weather recording instruments</p>	<p>What Would It Be like to Live in the Arctic?</p>  <p>What Would It Be like to Live in Jamaica?</p>  <p>What Would It Be like to Live in Jamaica?</p> <p>How is this climate different from the Arctic?</p> 
-------------------------	--	--	---



The Winchester School, Jebel Ali



Family Learning Newsletter -Year 1- March -2024

<p>UAE Social Studies</p>	<p>Human activities</p> <p>To explore the relationship between local natural environments and their impact on human activities in each of them.</p>	<p>Talk about the different local natural environments. E.g. desert environment, mountainous environment, marine environment.</p> <p>Share the different human activities in these various environments in the local region and the reasons for them.</p> <p>Encourage your child to research how people's actions and these human activities affect these environments and what we can do to look after them.</p>	  <p>Human Activities_resource.pdf</p>
----------------------------------	--	---	--



The Winchester School, Jebel Ali



Family Learning Newsletter -Year 1- March -2024

Arabic for Arabs	<p>ملكه وقرنها المكسور</p> <p>أن يكتب التلميذ كلمات بسيطة بصورة صحيحة.</p> <p>أن يحاكي التلميذ النمط في إنشاء جمل مركبة.</p> <p>أن يربط التلميذ بين كلمات والصور التي تمّ تعلمها لتكوين جمل جديدة.</p> <p>أن يميز التلميذ الضمائر المنفصلة</p> <p>زينة وصديقها عزيز</p> <p>أن يصف التلميذ الأشخاص والأماكن المحيطة به مستخدماً اللغة العربية .</p> <p>أن يميز التلميذ أسماء الإشارة مع كلمات الدرس</p> <p>أن يميز التلميذ الضمائر وتوظيفها مع كلمات الدرس</p> <p>أن يربط التلميذ بين الصور والأحداث المرئية أو المسموعة من خلال صور أو فيديو عن الصف.</p>	<p>مساعدة الابن على نطق كلمات بصورة صحيحة.</p> <p>مساعدة الابن على كتابة كلمات بشكل صحيح .</p> <p>مساعدة الابن في جمع صور للأحداث والصور التي تعلمها.</p> <p>مساعدة الابن في إعداد معجم صغير مرفق بصور عن الكلمات التي تعلمها.</p> <p>إملاء الكلمات التي تمّ تعلمها بصورة دورية.</p> <p>ربط الكلمات بحياته اليومية من خلال البحث في ألعابه أوداخل البيت وخارجه عن أشياء تبدأ بالحروف التي تعلمها .</p> <p>يمكن لولي الأمر الدخول من خلال الرابط المرفق لموقع قناة اللغة العربية والتربية الإسلامية الخاص بمدرسة ونشستر ومتابعة التسجيلات الخاصة بالدروس ومشاركتها مع التلميذ وتدوين ما تعلمه في دفتره المدرسي.</p>	<p><u>قناة اللغة العربية والتربية الإسلامية بمدرسة ونشستر</u></p>
-----------------------------	---	--	---



The Winchester School, Jebel Ali



Family Learning Newsletter -Year 1- March -2024

	أن يستخدم التلميذ أدوات الاستفهام لتكوين أسئلة والإجابة عنها		
Arabic for Non Arabs	<p>At home</p> <p>The student should list the contents of the rooms in his house.</p> <p>The student should differentiate between masculine and feminine, using demonstrative pronouns correctly.</p> <p>The student should compose complex sentences about his room using linking tools such as بينما (and), ثم (then), and واو.</p> <p>The student should use the expression 'عندي (I have) and 'وليس عندي (I don't have) to express the presence or absence of items.</p>	<p>Encourage your child to practice writing the words learnt at school and to draw them.</p> <p>Encourage your child to practice making sentences using the verbs and adjectives.</p> <p>Go through the links on the Arabic and Islamic YouTube channel so that you can help your child learn more at home about the topic</p>	<p>منصة -كتبي</p> <p>https://read.kutubee.com/login?redirectURL=%2Fhome%2Flevel</p> <p>Arabic and Islamic YouTube Channel</p>



The Winchester School, Jebel Ali



Family Learning Newsletter -Year 1- March -2024

Islamic Education for Non Arabs	<p>Truthfulness is the way to paradise.</p> <p>To learn the truthfulness is the way to paradise.</p> <p>To find out the truthfulness of prophet (PBUH).</p> <p>I love my family</p> <p>To Recognize each members of the family.</p> <p>To Identify the duties of family members.</p> <p>To Describe my duties towards my parents.</p>	<p>Please encourage your child to memorize Surat Al-Masad</p> <p>Please practice Surat Al feel, Al Fatiah, Al Nas and Surat Al Falaq every week with your child. Please encourage your child to learn the Duaa taught in class.</p> <p>Please talk to your child about some acts of charity like (removing anything harmful from the road is an act for charity).</p>	<p>Tafsir Quran - SURAH AL-MASAD</p> <p>The liar shepherd song</p> <p>Arabic and Islamic YouTube Channel</p>
--	---	---	--



The Winchester School, Jebel Ali



Family Learning Newsletter -Year 1- March -2024

Islamic Education for Arabs	<p>سورة الناس</p> <p>أن يتلو التلميذ السورة تلاوة صحيحة</p> <p>أن يفسر التلميذ مفردات السورة</p> <p>أن يوضح التلميذ المعنى الإجمالي للسورة.</p> <p>أركان الإيمان</p> <p>أن يتعرف التلميذ على أركان الإيمان في الإسلام .</p> <p>أن يعدد التلميذ أركان الإيمان</p> <p>صلائي نور حياتي</p> <p>أن يميز التلميذ الصلوات المفروضة</p> <p>أن يُبين التلميذ أهمية الصلاة</p>	<p>يساعد ولي الأمر التلميذ في حفظ السورة من خلال المصحف . المعلم ومساعدة الطالب في حفظ قصار السور .</p> <p>حث التلميذ على معرفة أركان الإيمان .</p> <p>حث التلميذ على تطبيق وتعلم أركان الإيمان</p> <p>مساعدته على مشاهدة فيديوهات تعليمية عن أركان الإيمان وكيفية تطبيقها في حياة</p> <p>يمكن لولي الأمر الدخول من خلال الرابط المرفق لموقع قناة اللغة العربية والتربية الإسلامية الخاص بمدرسة ونشستر ومتابعة التسجيلات الخاصة بالدروس ومشاركتها مع التلميذ وتدوين ما تعلمه في دفتره المدرسي</p>	<p>قناة اللغة العربية والتربية الإسلامية بمدرسة ونشستر</p>
------------------------------------	---	---	--



The Winchester School, Jebel Ali



Family Learning Newsletter -Year 1- March -2024

Physical Education	<p>Activity -1 <u>Obstacle race</u>: Obstacle race through the cones.</p> <p>Activity -2 <u>Obstacle race</u>: Obstacle race over the hurdles.</p> <p>Activity -3 <u>Obstacle race</u>: Obstacle race through the obstacles cones and hurdles.</p>	<p><u>Talk and encourage the children to do the following:</u></p> <p><u>Proper warm up</u></p> <p>The students will do the proper warm up and will practice the skills with basic rules.</p> <p>Follow the links for the skills and rules</p> <p><u>Cooldown</u></p> <p>After the game students will do proper cooldown activity.</p>	<p>Motor coordination activities for kids (Cones).mp4</p> <p>Hurdle Jumps.mp4</p> <p>Competitive Zig Zag with Huddle Jump Kids Activity Activity with Soccer Cone & Huddles.mp4</p>
Information and Communication Technology	<p>To discover that the Internet can be used to visit far-away places and learn new things.</p> <p>To compare how staying safe online is similar to staying safe in the real world.</p> <p>To communicate written information using a digital tool.</p>	<p>TALK to your child about internet safety.</p> <p>ENCOURAGE your child to stay safe by using safe links.</p> <p>Explore, Research and SHARE information on how to use the internet safely.</p> <p>ENCOURAGE your child to write 5 safety rules in the word document.</p>	<p>https://www.commonsensemedia.org/videos/5-internet-safety-tips-for-kids</p>



The Winchester School, Jebel Ali



Family Learning Newsletter -Year 1- March -2024


		Explore, Research and SHARE information on highlighting the key words associated with online safety in a word document.	
Music Year01 (Kiko)	Improving children's confidence and musicality through singing actions songs. Familiarizing with sounds of different instruments	Encourage the child sing action songs at home. Ask the child to perform the songs we learned in school. Help the child choose which other songs they know aside from the songs taught in school and let them invent their own singing actions. Let the children listen to different instruments, especially piano, violin, flute, and guitar.	
Music Year01 (Joyson)	Improving child's confidence and musicality through singing actions songs	Let the children sing action songs at home. Ask the child to perform the songs we learned in school.	



The Winchester School, Jebel Ali



Family Learning Newsletter -Year 1- March -2024

Music Year01 (Sunil)	Read and play Musical notes with the help some words (Bee, Glow- worm, Butterfly and caterpillar)	Let the Children play the rhythm with the help of words by clapping. (Bee, Glow- worm, Butterfly and caterpillar) Ask the child how to play Music with the help of (Bee, Glow- worm, Butterfly and caterpillar) by clapping.	
Moral Education	To know the importance of healthy habits. 	Talk to your child about healthy habits including personal hygiene. Encourage them to follow hygiene practices. Ask your child to create small posters to display around the house as reminders.	https://www.bbc.co.uk/bitesize/articles/zxvkd2p