




The Winchester School, Jebel Ali

Family Learning Newsletter-Year 2 -November 2024




Area of learning	Focus	Home activities/How can you help your child at home.	Useful websites
<p>English</p>	<p>Spellings To spell words ending with el/. Rule: The /l/ sound, in a few words, is spelt with /el/ For-example level. To spell words ending with /il/. Rule: The /l/ sound in a few words is spelt with /il/. Example: stencil</p> <p>Punctuation: To effectively use punctuation learnt, in writing tasks- Diary writing and poetry writing.</p> <p>Grammar Homophones and nearby homophones. To understand that homophones are words that sound the same but have different meanings and spellings.</p> <p>Diary Entry</p>	<p>Spelling Detective- Write a small paragraph in which some of the words are wrongly spelt. Encourage your child to be the ‘Detective.’ If he/ she detects ‘all’ the misspelt words and spells them correctly, his/her reward is your penalty! You must write the paragraph once with the correct spellings.</p> <p>Word Sort: Create a word sort: Write a list of words that end in /el/ and /il/ on index cards. Have your child sort the cards into two piles based on the ending. Make it a game: Turn the word sort into a game by setting a timer and seeing how quickly your child can sort the cards.</p> <p>Practice Kung fu punctuation with your child, remind them to use them, including apostrophes</p> <p>Read a story aloud to your child. Pause whenever you encounter a homophone (or insert one) and ask them to identify the word and give its homophone (e.g., “Which word sounds like ‘hear’ but means something different?”).</p> <p>Matching pairs: Talk about the words on the cards and share your understanding of their meanings. Encourage your child to match the pairs correctly.</p>	<p>el words</p>  <p>words ending in -il</p> <p>Punctuation game Punctuation</p> <p>Homophones</p> <p>Writing a diary</p>



The Winchester School, Jebel Ali

Family Learning Newsletter-Year 2 -November 2024



	<p>To explore diaries. To understand that diaries are written to talk about feelings and thoughts.</p> <p>Poems To speak with clarity and use appropriate intonation when reading and reciting texts. To identify figurative language (alliteration, simile). To identify and use rhyme and rhythm in the poem.</p>	<p>Create riddles: Talk about the clues in the riddles and encourage your child to solve them.</p> <p>Homophone Charades Act it out: Talk about the meaning of the word you are acting out and encourage your child to guess the word. Talk about how a diary is used. Encourage children to maintain a diary writing down their everyday life. Share your ideas to create a diary together with your child.</p> <p>Talk to your child about the poems they have learnt both nonsense and classic. Share some of your favorite poems with your child. Together with your child listen, read and perform poems, identifying rhyme, rhythm and patterned language containing a particular pattern. Encourage Your child to write a simple poem on their own, using rhyming words.</p>	<p>Nonsense Poems</p> 
--	--	---	--



The Winchester School, Jebel Ali

Family Learning Newsletter-Year 2 -November 2024



<p>Mathematics</p>	<p>Measurement</p> <p>To solve simple problems in a practical context involving addition and subtraction of money of the same unit, including giving change</p>	<p>Talk: Ask your child to create his/her own word problems which help him/her to better understand the components. Encourage him/her to use the key vocabulary (multiply, altogether, share, take away) that often are used in word problems.</p> <div data-bbox="922 641 1494 976"><table border="1"><tr><td></td><td></td><td></td><td></td></tr><tr><td>TWO POUNDS</td><td>ONE POUND</td><td>FIFTY PENCE</td><td>TWENTY PENCE</td></tr><tr><td></td><td></td><td></td><td></td></tr><tr><td>TEN PENCE</td><td>FIVE PENCE</td><td>TWO PENCE</td><td>ONE PENCE</td></tr></table></div> <p>QUESTIONS TO ASK</p> <ul style="list-style-type: none">What are the least number of coins you can use to make Xp?How many ways can you make 5p/10p/20p?Which other coins could you have used to replace the Xp coin? <p>Encourage your child to add coins in various ways to get different answers. Encourage your child to explore coins from another country, e.g. Dirhams.</p>					TWO POUNDS	ONE POUND	FIFTY PENCE	TWENTY PENCE					TEN PENCE	FIVE PENCE	TWO PENCE	ONE PENCE	<p>https://kids.classroomsecrets.co.uk/resource/year-2-count-money-notes-and-coins-game/</p> <p>Money word problems</p> <p>Word Problems</p> <p>Money</p>
TWO POUNDS	ONE POUND	FIFTY PENCE	TWENTY PENCE																
TEN PENCE	FIVE PENCE	TWO PENCE	ONE PENCE																



The Winchester School, Jebel Ali

Family Learning Newsletter-Year 2 -November 2024



[Money](#)

[Change Exchange](#)

Provide your child with some objects and tag the items with prices and **encourage** them to create sums finding the total cost of two or more items, calculating the change left.

e.g., If I have 20 dirhams, list down what are the different things you can buy?

Talk and count the different ways:

How many ways can your child make 10 p, 25 p, 15 p, 40 p, or 50 p?





The Winchester School, Jebel Ali

Family Learning Newsletter-Year 2 -November 2024



QUESTIONS TO ASK

How many ways can you make 5p/10p/20p?


How many ways can you make 2 aed, 5 aed, 10 aed?

Statistics

Ask and answer simple questions by counting the number of objects in each category and Interpret and construct simple pictograms, tally charts, block diagrams and simple tables. sorting the categories by quantity.

Ask and answer questions about totaling and comparing categorical data.

Talk to your child about different ways of presenting data. (Tally chart, pictogram, block graphs etc)



Encourage your child to create a tally chart and record the number of cars in the parking area.

Cars in the Parking area	
Colour	Tally
Red	
Yellow	
Blue	
Green	

You can also ask your child to record:
– types or colours of clothes in a wardrobe



The Winchester School, Jebel Ali

Family Learning Newsletter-Year 2 -November 2024



- colours of front doors
- coins in a purse

QUESTIONS TO ASK

How do you make a tally mark?

Why is a pictogram called so?

What happens when there are already four tally marks, and you want to add a fifth tally mark to that group?

Encourage your child to create questions based on the data collected and challenge his/her siblings to answer them using vocabulary like How many more? How many less? Total, difference, least, most etc.,

How many more spoons than forks/knives/ are in our kitchen?

What coins are the most in number?

Challenge:



Sundae £1.10

Lolly 50 p

Ice cream £1.05

[bar charts](#)


[Interpreting data](#)



The Winchester School, Jebel Ali

Family Learning Newsletter-Year 2 -November 2024



		<p>You have £ 5 to spend,what will you buy and how much change will you have?How many different answers can you make?</p>	
<p>Science</p>	<p><u>Characteristics of Living things</u></p> <p>To identify the characteristics of living things, including the life processes such as respiration, reproduction, excretion, growth and movement.</p> <p>To explore and compare the differences between things that are living, dead, and things that have never been alive.</p>	<p><u>Going on a treasure hunt: -</u></p> <p>Talk to your child to choose objects that are readily available in the chosen area around the house. Here are some suggestions, but share with your child and make sure your child understands that she/he should not collect whole plants as part of the treasure hunt.</p> <p>Suggested objects to be encouraged: a piece of paper; a stone; a fallen leaf; a piece of plastic; something made of metal; a twig; a fruit or seed; an artificial flower; something that the child can choose.</p> <p>The activity can be timed to limit the time spent on the ‘hunt’. When time is up, your child brings the objects back then ask your child to sort the objects into two groups, justifying their choice.</p> <p>Discuss with them the differences between the living and the non-living things.</p>	<p>Life processes characteristics-of-living things.pdf</p> <div style="text-align: center;"> <p>Characteristics of living things</p> <p>MRS GREN</p>  <p>Movement Respiration Sensitivity</p> <p>Growth Reproduction Excretion Nutrition</p> </div> <p>Once Alive and Extinct.pdf</p>



The Winchester School, Jebel Ali

Family Learning Newsletter-Year 2 -November 2024



Habitats: Microhabitats:
To explore different habitats/microhabitats and explain about the adaptation of living things in the micro-habitat.



Encourage children to explore and compare the differences between things that are living, non-living, dead (once alive-example dinosaur), and things that have never been alive.

Talk to your child about the different places where they see animals and plants living. How do plants and animals survive in any habitat (place).

Talk to your child about the different habitats in the world such as desert, forest, minibeasts.

Share with your child pictures of different habitats or ask them to use the internet to find out more about different habitats. (Give clues – vegetation – types of trees, animals, climate etc.)

Ask children to think of any other ways in which animals might be dependent on plants?



[Minibeasts.pdf](#)





The Winchester School, Jebel Ali

Family Learning Newsletter-Year 2 -November 2024



	Europe, seas, oceans, country, continent, capital city, map, equator.	Encourage your child to use world maps, atlases and globes to identify the United Kingdom and it's countries as well as the continents and oceans of the world.	
UAE Social Studies	<u>UAE Culture</u> To explore the culture in the UAE. <u>Key vocabulary:</u> culture, Emirati, Bedouin, festival	Talk to your child about the culture in the UAE, the clothes, food, flags, sports and the like. Share with your child the different traditions and culture followed in the UAE, the importance and uses of animals in Emirati culture. Encourage your child to research and find more information about the traditions followed in Emirati culture.	UAE Culture.pdf
Arabic for Arabs	قصة خويلد والبوطا أن يحلل التلميذ عناصر القصة الرئيسية أن يوظف المفردات في سياق لغوي جديد أن يقرأ التلميذ القصة قراءة جهرية صحيحة أن يضع التلميذ نهاية جديدة للقصة أن يكتب التلميذ ملخصاً للقصة	يقوم ولي الأمر بمتابعة التقدم في الكتابة وتعلم المقطع الساكن وأنواع الاسم والفعل متابعة التلميذ في قراءة القصص الجديدة تقديم الفيديوهات لمساعدة التلميذ على فهم القصص والنصوص تشجيع التلميذ على القراءة من خلال منصة كتي مساعدة التلميذ في كتابة الإملاء والتدريب عليها يمكن لولي الأمر الدخول من خلال الرابط المرفق لموقع قناة اللغة العربية والتربية الإسلامية الخاص بمدرسة ونشستر ومتابعة	منصة كتي قناة اللغة العربية والتربية الإسلامية بمدرسة ونشستر



The Winchester School, Jebel Ali

Family Learning Newsletter-Year 2 -November 2024



	<p>أن يحدد التلميذ الأسماء والأفعال في القصة</p> <p>نشيد اسأل اسأل</p> <p>أن يميز التلميذ المفردات الجديدة في النص</p> <p>أن يميز التلميذ الفرق بين الشعر والنثر</p> <p>أن يحدد التلميذ المعنى الإجمالي للنص</p> <p>أن يميز التلميذ التعبير الحقيقي والمجازي</p> <p>أن يحلل التلميذ الأبيات تحليلاً أدبياً</p>	<p>التسجيلات الخاصة بالدروس ومشاركتها مع التلميذ وتدوين ما تعلمه في دفتره المدرسي.</p>	
Arabic for non-Arabs	<p>المدرسة (The school)</p> <ul style="list-style-type: none">-To use the new words in different sentences.- To describe the school using adjectives.- To create a dialogue about the school.- To conjugate the new verbs with the pronouns in sentences.- To create a simple paragraph about the school.	<p>In every new lesson, we provide new words with their meanings. Help your child to memorize them and use them in sentences on his/her own.</p> <p>Ask your child to describe the school. Ask your child to practice writing the new words. Go through the links on the Arabic and Islamic YouTube channel so that you can help your child learn more at home about the topic</p>	<p>Kotubee reading platform</p> <p>Arabic and Islamic YouTube Channel</p>



The Winchester School, Jebel Ali

Family Learning Newsletter-Year 2 -November 2024



<p>Islamic Education for Arabs</p>	<p>سورة الشرح أن يلتزم التلميذ آداب التلاوة أن يحدد التلميذ معاني المفردات الجديدة أن يوضح التلميذ المعنى الإجمالي للسورة أحب الخير لأخي أن يوضح التلميذ المعنى الإجمالي الحديث أن يفسر التلميذ المفردات الجديدة الطهارة ونواقض الوضوء أن يوضح التلميذ معنى الطهارة أن يوضح التلميذ فضائل الطهارة</p>	<p>يساعد ولي الأمر التلميذ من خلال: حثه على التزام آداب التلاوة حثه على حفظ السورة من خلال المصحف المعلم وتسجيل فيديو لتلاوته السورة. تشجيعه على الالتزام بالأخلاق الحسنة. يمكن لولي الأمر الدخول من خلال الرابط المرفق لموقع قناة اللغة العربية والتربية الإسلامية الخاص بمدرسة ونشستر ومتابعة التسجيلات الخاصة بالدروس ومشاركتها مع التلميذ وتدوين ما تعلمه في دفتره المدرسي.</p>	<p>قناة اللغة العربية والتربية الإسلامية بمدرسة ونشستر</p>
<p>Islamic Education for non-Arabs</p>	<p>Divine revelation (Suratu ash-Sharh) -To explain the overall meaning of the holy verses of Surat al-Sharh. -To share the lessons, they learned from the explanation of the verses of Surat as-Sharh.</p> <p>Manners (Trustworthiness) -Clarify the concept of amānah (trustworthiness). -Explain the reward of the amīn (trustworthy) and the penalty of the khā'in (betrayal or traitor).</p> <p>Biography (Ali ibn Abi Talib)</p>	<p>Encourage your child to memorize surah ash-Sharh, and record videos.</p> <p>Encourage your child to understand the concept of 'Amanah.</p> <p>Encourage your child to watch the Story of Prophet Muhamad (PBUH).</p> <p>Encourage your child to color monthly prayer chart and answers in book ISLAM MY WAY OF LIVING as</p> <p>Encourage your child to apply obligatory element of Salah.</p> <p>Go through the links on the Arabic and Islamic YouTube channel so that you can help your child learn more at home about the topic</p>	<p>Arabic and Islamic YouTube Channel</p>



The Winchester School, Jebel Ali

Family Learning Newsletter-Year 2 -November 2024



	clarify the ethics and morals of the Prophet (PBUH) in trade dealings.		
Physical Education	<p>Activity-1 Sports Day</p> <p>Activity-2 Gymnastics- Front Roll & Stand</p> <p>Activity-3 Gymnastics- Spring board jumps and lands on the floor</p> <p>Activity-4 Gymnastics- Walk on the beam and Jump</p>	<p>Talk and encourage the children to do the following:</p> <p><u>Proper warm up</u> The students will do the proper warm up and will practice the skills with basic rules.</p> <p>Follow the links for the skills and rules</p> <p><u>Cooldown</u> After the game students will do proper cooldown activity.</p>	<p>The Forward Roll.mp4</p> <p>Spring Board Jump.mp4</p> <p>Walking on Beam.mp4</p>
Music Year02 (Joyson)	Improving a child's confidence and musicality through singing	Let the children sing action songs at home. Ask the child to perform the songs we	



The Winchester School, Jebel Ali

Family Learning Newsletter-Year 2 -November 2024



	<p>actions songs and singing with the appropriate tune. Song: you are my sunshine</p>	<p>learned in school. Help the child choose which other songs they know aside from the songs taught in school and let them invent their own singing actions.</p>	
Music Year02 (Sunil)	<p>Read and play Musical notes with the help of some words (Bee, Glow-worm, Butterfly and caterpillar)</p>	<p>Let the Children play the rhythm with the help of words by clapping (Bee, Glow- worm, Butterfly and caterpillar) Ask the child to read and play the musical notes without the word support.</p>	
Music Year02 (Kiko)	<p>Learning what are the different kinds of musical instruments and their sounds Improving children’s confidence and musicality through singing actions songs and chanting rhymes.</p>	<p>Encourage the child to act like how a musical instrument is played Encourage the child to sing action songs at home.</p>	<p>Music Induction Day (Kiko).mp4 Music Lesson - The Orchestra Instruments.mp4</p>
Moral Education	<p>Topic: What is fairness?</p> <ul style="list-style-type: none"> ➤ To explore feelings in the context of important relationships including family and friends. ➤ To suggest how to make an unfair situation fair. 	<p>Talk to your child about fairness and unfairness.</p> <p>Share with your child about the importance of fairness.</p> <p>Encourage your child to recognize the importance of an apology if someone has acted unfairly.</p>	



The Winchester School, Jebel Ali

Family Learning Newsletter-Year 2 -November 2024



	<p>Topic: I am sorry</p> <ul style="list-style-type: none">➤ To recognize that an apology is required if someone has acted unfairly.		
--	--	--	--