

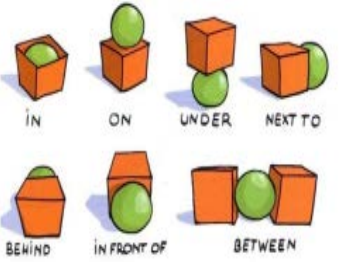




The Winchester School, Jebel Ali

Family Learning Newsletter- Year 3 November 2024




Area of learning	Focus	Activities to help your child at home	Useful Websites/Resources
English	<p>Spellings:</p> <p>Homophones</p> <ul style="list-style-type: none"> - new-knew - story-storey - there-their <p>Prefix</p> <ul style="list-style-type: none"> - ‘inter’ means between or among - ‘super’ means above - ‘anti’ means against - ‘auto’ means self or own <p>Grammar:</p> <ul style="list-style-type: none"> - To use apostrophe for ownership or possession. - To use prepositions of time and place. - To use imperative verbs to convey directions, advice, or requests. - To use Time Connectives to indicate when something is happening. - To use simple past and present perfect tense correctly in sentences. 	<p><u>Talk and Encourage the children to do the following:</u></p> <p>Talk about the use of homophones. Homophones are words that sound the same as another word but have a different meaning, and often a different spelling.</p> <p>Discuss the rules of homophones and identify the difference in meanings.</p> <p>Encourage your child to start making a word bank with different homophones.</p> <p>Make a list of homophones in a story. Your child can then try to frame sentences with each word.</p> <p>Prefix</p> <p>Talk to your child about prefixes. A prefix is a word part with a specific meaning at the beginning of a word.</p> <p>Example -<u>inter</u>national, <u>super</u>power, <u>anti</u>septic, <u>auto</u>matic</p> <p>Apostrophe</p> <p>Begin with activities that encourage your child to use Matching cards, for example ‘I am’ with ‘I’m’.</p> <p>These will familiarize your child with the spellings and placing an apostrophe in words.</p> <p>Discuss with your child the use of imperative verbs or bossy verbs to give instructions or to tell someone to do something.</p> <p>Prepositions</p> <p>Encourage your child to describe things around the house with respect to their positions. Encourage them to use interesting and varied vocabulary to describe the position of the things around. Example: The flowers are in the vase. I left my shoes under the brown table.</p>	 <p>What are homophones?</p> <p>Prefix</p> <p>Apostrophe</p> <p>Preposition</p> 



The Winchester School, Jebel Ali

Family Learning Newsletter- Year 3 November 2024



Early that morning,...



Before the bee knew what he was doing, he...



Just as the ants were,...



In the end,...



Punctuation:

- To use **capital letters** in sentences.
- To use **end stops** such as full stops, question marks or exclamation marks to end sentences.

TEXT LEVEL:

NON- FICTION: Instructional Text

- To organize instructions in steps.
- To use imperative verbs and adverbs.
- To include technical vocabulary.

Rhyming Couplets

To explore rhyme schemes and create rhyming poems.

Imperative Verbs

Encourage your child to listen to commands or instructions at home or in the playground.

Tell your child that in an instruction text, the order that events happen in is important.

Time Connectives

Encourage your child to put events in the right order with time connectives to show when something happened.

Guide your child to begin sentences with- First, Second, Next, After that, Then, Later, and Finally.

Punctuation

Help your child practice using capital letters at the start of sentences and names.

Guide them to use end stops like full stops, question marks, and exclamation marks to finish sentences clearly.

Talk to your child about different types of nonfiction texts like newspapers, magazines, fact files, instructional books and information books.

Discuss with your child that non-fiction books are facts and give accurate information. Discuss the elements of non-fiction texts like heading, sub-heading, illustrations, labels and diagrams, glossary, index, table of contents.

Talk to your child about rhyming words.

Read a poem to the child and let your child tell you the rhyming words.

[Imperatives](#)

[How to write instructions- BBC](#)


[Past-simple-or-present-perfect](#)

[Punctuation](#)



The Winchester School, Jebel Ali

Family Learning Newsletter- Year 3 November 2024




Moral Education:
Being Healthy and Staying well

- a) Proper food and good health
- b) Sports and a healthy body

Discuss that a rhyming couplet is a pair of successive lines that rhyme. It's usually the last words at the end of each line that rhyme. They're also typically the same length and have the same meter or rhythm.
Encourage your child to add rhyming couplets to the end of a rhyming poem.

Talk to your child about the importance of eating healthy and staying well as well as the importance of various sports for a healthy body.

Share recipes that are wholesome and have nutrients. Provide opportunities for your child to share his/her feelings. Read a story together and ask your child what he/she feels for the character.



Encourage your child to empathize with the feelings of family members and friends.

Rhyming Words

• All — Ball — Tall	• Feet — Meet — Sheet
• Bird — Curd — Heard	• Four — Score — Door
• Bug — Hug — Dug	• Fridge — Bridge
• Cat — Hat — Mat	• Heaven — Eleven — Seven
• Change — Range	• Height — Right — Kite
• Coat — Boat — Float	• Hole — Mole — Pole
• Day — May — Stay	• Jump — Dump — Bump
• Dig — Big — Rig	• Male — Tale — Kale

Mathematics
Measurement _
Length and
Perimeter

Measurement – Length


- To draw or measure lines in centimeters and millimeters.
- To solve word problems involving length.

Talk about why we measure different objects in our daily life. Let your child measure and compare the length of different objects at home like clothes, shoes etc.



- Discuss:**
- Who wears the biggest shoes in the family?
 - How many centimeters long is it?

<https://www.topmarks.co.uk/maths-games/7-11-years/measures>



Data Handling - Statistics

Statistics- Data Handling

- To evaluate, interpret and present data using pictograms in different ways.
- To draw simple pictograms for a simple understanding of data.

Measurement – Perimeter

To calculate the perimeter of 2 D shapes

Perimeter
The distance around a shape

This is Perry the Perimeter bug! He loves to run bug races around the bug race track!

To find how far Perry runs (the perimeter), add up the sides!
 $5 + 5 + 3 + 3 = 16$ inches around


- How much longer is it than my shoe?

Talk to your child about different types of 2D shapes and their perimeters.

Use straws cut into lengths of 2, 4, and 6 inches, along with pipe cleaners cut into 2-inch pieces.

Encourage your child to explore perimeters by making polygons with sides of various lengths. They measure and record the lengths, then draw the shape.

I have a pentagon. Its perimeter is **75cm**. How long is each of its sides?




Challenge

Super Challenge – Use Building blocks / Legos for this activity

Hugo has drawn a rectangle.



If I halve the measurement of one pair of sides and double the length of the other pair, I will get the same perimeter.



Is this true? Prove it!

Discuss with your child that data handling involves gathering information, summarizing it, and deciding what it means. They can help to predict such things as the weather and how sports teams will perform.


Perimeter

[Fun data handling games for children \(topmarks.co.uk\)](https://www.topmarks.co.uk)



The Winchester School, Jebel Ali

Family Learning Newsletter- Year 3 November 2024




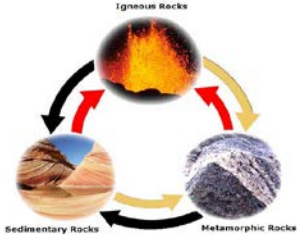
	<p>c. To present data using pictograms and tables. Apply and solve one-step and two-step questions [for example, ‘How many more?’ and ‘How many fewer?’] using information presented in pictograms and tables.</p> <p>d. To present data using pictograms and tables. Apply and solve one-step and two-step questions [for example, ‘How many more?’ and ‘How many fewer?’] using information presented in pictograms and tables.</p>	<p>Talk-</p> <p>Step 1: Write your hypotheses and plan your research design.</p> <p>Step 2: Collect data from a sample.</p> <p>Step 3: Summarize your data with descriptive statistics.</p> <p>Step 4: Test hypotheses or make estimates with inferential statistics.</p> <p>Step 5: Interpret your results.</p> <p>They can help to predict such things as the weather and how sports teams will perform.</p> <p>Examples of statistical questions.</p> <ul style="list-style-type: none"> • What is the most popular lunch choice? • What school do these students attend? • How many math teachers are in the school? • What is a common age for the teachers at the school? • About how many hours of sleep do students generally get on a school night? 	
<p>Science</p>	<p><u>Rocks and Soil</u></p> <p>a. To identify and explain the different types of rocks.</p> <p>b. To sort rocks, compare and group together different kinds</p>	<p>Observe samples of stone and stone-like features in and around the house, e.g. walls, roofs, steps, garden tracks, gate-posts, paved areas, gravelled pathways etc.</p>	<p><u>Rocks and Soil</u></p>



The Winchester School, Jebel Ali

Family Learning Newsletter- Year 3 November 2024




	<p>of rocks on the basis of their simple physical properties.</p> <p>c. To investigate and compare the permeability of rocks.</p> <p>d. To investigate which type of soil can retain the most amount of water and why.</p> <p>e. To describe in simple terms how fossils are formed when things that have lived are trapped within rock.</p>	<p>Share with your child, videos on the local environment. Observe construction sites and garden centres in the local area. Collect samples of different types of rocks.</p> <p>Research on what materials were used in the land reclamation of Palm Jumeirah island and from where they were sourced.</p> <p>Along with your child become a Rock detective. Spot how materials from rocks are used inside the house (tiles, toilets, basins, plaster, bricks, roofing materials, steps) and outside the house (playground, pavements, walls, posts etc).</p> <p>Share with your child the different kinds of architectural structures in Dubai. Tell your child about the oldest houses built and what stones they were made of.</p> <p>Guide your child to illustrate and write what they observe.</p>	 <p style="text-align: center;">Click on the link below for more information on Rocks and Soil. https://www.bbc.co.uk/bitesize/articles/zdjhtrd#z4g47v4</p> <p style="text-align: center;">Click on the link below for more information on Fossils. https://www.bbc.co.uk/bitesize/articles/zt3ntrd#zj688h5</p>
<p>Humanities Geography The United Kingdom – Rivers and Seas</p>	<p>To name and locate the rivers and seas of the United Kingdom using a map or an atlas</p>	<p>Encourage your child to locate the United Arab Emirates and its surrounding seas on a map of the world. Locate your home country and then the United Kingdom, its rivers and surrounding seas on a map.</p> <p>Talk about the key rivers and seas and their importance. Play a game - who can locate them the quickest on a map.</p> <p>Share time together following a river on a map to find where it starts (source) and ends (mouth).</p>	<p>The United Kingdom Rivers and Seas.pdf</p>



The Winchester School, Jebel Ali

Family Learning Newsletter- Year 3 November 2024



		<p>Key vocabulary: river, sea, North Sea, English Channel, Irish Sea, Atlantic Ocean, River Thames, River Severn, River Tay, River Bann</p>	
<p>UAE Social Studies</p> <p>Life in the Desert</p>	<p>To explore life in the desert including the plants and animals that live there.</p>	<p>Talk with your child about the features of a desert and the importance of the different kinds of plants and animals found in the desert.</p> <p>Share information about the Bedouins, their culture, traditions and how they made their living.</p> <p>Encourage your child to find out how camels became an important part of the lives of people who live in deserts.</p> <p>Key vocabulary: guest, tradition, caravan, culture</p>	<p>Life in the Desert.pdf</p>
<p>Life in the Desert Oasis</p>	<p>To explore the desert oasis as a source of life.</p>	<p>Talk with your child about the features of a desert oasis.</p> <p>Share information about the crops grown in oases and the Liwa Date Festival.</p> <p>Encourage your child to research about Al Ain, Liwa and other desert oases.</p> <p>Key vocabulary: oasis, falaj, farm, transport, palm, frond</p>	<p>Life in the Desert Oasis.pdf</p>
<p>Modern-Day UAE</p>	<p>To explore modern-day UAE.</p>	<p>Talk with your child about the features of modern-day UAE.</p> <p>Share pictures and information about the specialties of modern-day UAE including the human and physical features of the UAE we like to visit.</p> <p>Encourage your child to research the achievements and other unique aspects of modern-day UAE.</p>	<p>Modern-Day UAE.pdf</p>



The Winchester School, Jebel Ali

Family Learning Newsletter- Year 3 November 2024




		Key vocabulary: peace, charity, natural, man-made	
Arabic for Arabs	<p>قصة مالك النسر الذهبي*</p> <p>أن يحدد التلميذ عناصر القصة أن يحلل التلميذ عناصر القصة أن يفسر التلميذ المفردات الجديدة في القصة أن يقرأ التلميذ قراءة جهرية سليمة مراعيًا التنغيم والضبط السليم أن يحدد الفكرة الرئيسة والأفكار الفرعية أن يحدد التلميذ عناصر القصة أن يجمع كلمات من محيط لغوي واحد موضحةً الفرق في دلالاتها</p> <p>(ظرف المكان) نحو</p> <p>أن يميز التلميذ ظرف ظرف المكان أن يُنشئ التلميذ جملاً تحوي ظرف المكان-</p> <p>النداء</p> <p>أن يكون جمل نداء ب(يا) محاكيًا النمط أن - ينشئ جملاً فعلية بسيطة .</p> <p>علامات الترقيم</p> <p>أن يميز التلميذ بين (. - ؟ - ! - :) علامات الترقيم أن يُنشئ التلميذ جملاً تحوي علامات ترقيم (. - ؟ - ! - :)</p>	<p>يستطيع السيد ولي الأمر أن يساعد التلميذ عن طريق حث التلميذ على استخدام الكلمات الجديدة في تعبيراته داخل المنزل "مساعدة التلميذ على القراءة السليمة لقصة " مالك النسر الذهبي مساعدة التلميذ في الربط بين خبراته ومعلوماته السابقة وبين ما يتعرف عليه من معلومات جديد مساعدة التلميذ في كيفية جمع كلمات من المحيط الذي حوله وتوظيفها في سياقات جديدة</p> <p>مساعدة الطالب على كتابة جمل جديدة تحوي النداء مساعدة الطالب على كتابة جمل جديدة تحوي ظرف المكان مساعدة الطالب على كتابة جمل تحوي علامات ترقيم يمكن لولي الأمر الدخول من خلال الرابط المرفق لموقع قناة اللغة العربية والتربية الإسلامية الخاص بمدرسة ونشستر ومتابعة التسجيلات الخاصة بالدروس ومشاركتها مع التلميذ وتدوين ما تعلمه في دفتره المدرسي</p>	<p>قناة اللغة العربية والتربية الإسلامية بمدرسة ونشستر منصة كتي</p>
Arabic for Non-Arabs	<u>THE FAMILY</u>	In every new lesson, we provide new words with its meanings.	Drinks in Arabic



The Winchester School, Jebel Ali

Family Learning Newsletter- Year 3 November 2024




	<ul style="list-style-type: none">To create sentences about the family.To compare between the family members.To describe the family using the correct adjectives.To describe a day with the family.To describe the family food and hobbies.To create a telegram correctly.	<p>Help your child to memorize them and using them in sentences on his/her own.</p> <p>Help your child to link between the picture and the word.</p> <p>Ask your child to draw things seen at home.</p> <p>Talk to your son about the family.</p> <p>Go through the links on the Arabic and Islamic YouTube channel so that you can help your child learn more at home about the topic.</p>	<p>ARABIC COLOURS</p> <p>Family members in Arabic</p> <p>Kotubee reading platform</p>
Islamic for Arabs	<p>الآذان والإقامة</p> <p>أن يتعرف التلاميذ ألفاظ الآذان والإقامة</p> <p>أن يفرق التلاميذ بين الآذان والإقامة</p> <p>أن يبدي رأيه في بعض السلوكيات المختلفة</p> <p>فضل ترتيل القرآن</p> <p>أن يحلل التلاميذ المعنى الإجمالي للحديث الشريف</p> <p>أن يستنتج التلاميذ فضل ترتيل القرآن الكريم</p> <p>أن يقيم بعض السلوكيات المختلفة مع الاستشهاد</p> <p>سورة الضحى</p> <p>أن يستنتج التلاميذ المعنى الإجمالي للسورة الكريمة</p> <p>أن يفسر بعض مفردات السورة الكريمة</p> <p>أن يدلل على فضل تلاوة القرآن الكريم</p>	<p>مساعدة التلميذ في حفظ ألفاظ الآذان والإقامة</p> <p>مساعدة التلميذ في تصميم مخطط عن الآذان والإقامة</p> <p>مساعدة التلميذ في معرفة الفرق بين الآذان والإقامة</p> <p>مساعدة التلميذ في معرفة المعنى العام للحديث الشريف</p> <p>مساعدة التلميذ في تصميم مخطط عن ألفاظ الحديث الشريف ومعاني مفرداته</p> <p>مساعدة التلميذ في معرفة الفرق بين فضل التلاوة وآداب التلاوة</p> <p>مساعدة التلميذ في حفظ سورة الضحى</p> <p>مساعدة التلميذ في معرفة معاني مفردات السورة الكريمة</p> <p>مساعدة التلميذ في معرفة المعنى العام للآيات الكريمة</p>	<p>قناة اللغة العربية والتربية الإسلامية</p> <p>بمدرسة ونشستر</p>
Islamic for non-Arabs	<p><u>Good character</u></p> <ul style="list-style-type: none">To explain the general meaning of the Hadith	<p>Please encourage your child to memorize the hadith share with your child some information about the angels .</p>	<p>Arabic and Islamic YouTube Channel</p>



The Winchester School, Jebel Ali

Family Learning Newsletter- Year 3 November 2024




	<ul style="list-style-type: none">• Relate some of the good morals that make the scale of the Muslims balance heavier on the day of judgement <p><u>Belief (Iman) belief in angels.</u></p> <ul style="list-style-type: none">• To find out the Arabic word for Angel, their characteristics and duties.• To define who the angels are and what they are made of.• To recognize that the belief in the unseen Angels is one of the six pillars of Iman.• To be able to mention the names and attributes of some angels.• To be able to describe their function and deeds.• The call to prayer (adhan and iqama)• Students will be able to learn the meaning of Adhan.• Students will be able to explain what is desirable to say upon hearing the call prayer	<p>Help your child to watch adhan video and memorize it. Encourage your child to color monthly prayer chart and answers in book ISLAM MY WAY OF LIVING as Encourage your child to apply obligatory element of Salah.</p> <p>Go through the links on the Arabic and Islamic YouTube channel so that you can help your child learn more at home about the topic.</p>	<p>http://www.study4uae.com /</p>
--	--	--	--



The Winchester School, Jebel Ali

Family Learning Newsletter- Year 3 November 2024





<p>Physical Education</p> <p><u>First Week:</u></p> <p><u>Second Week</u></p> <p><u>Third week</u></p> <p><u>Fourth Week</u></p>	<p><u>Sports day</u></p> <p>To improve speed and agility.</p> <p><u>Soccer – Dribbling</u></p> <p>To understand the importance of successful dribbling and to be able to travel with the ball in playing situations.</p> <p><u>Soccer- Kicking skill</u></p> <p>To be able to demonstrate kicking techniques and transfer these into game situations.</p> <p><u>Soccer – Team game</u></p> <p>To be able to understand how to coordinate with team mates in a playing situation.</p>	<p><u>Talk and encourage your child to do the following:</u></p> <p>Encourage your child to follow the rules and regulations of the game.</p> <p>Tell your child to follow the links to learn about the skills and rules of the game.</p> <p>Ensure that your child applies rules regulations while playing a game.</p>	<p>Hurdle Race LKG group .. Annual sports 2023-24..@juniorfoundationacademy.mp4</p> <p>What Is Perfect Running Form Run Technique Tips For All Runners.mp4</p> <p>5 Essential Dribbling Drills Improve Your Dribbling With These Five Individual Training Drills.mp4</p> <p>6 CONE WEAVE DRILLS FOR SOCCER .mp4</p> <p>videoplayback.mp4</p> <p>4 Football Skills for 5 and 6 year olds to learn.mp4</p>
<p>Information and Communications Technology</p> <p>Digital Citizenship</p>	<ul style="list-style-type: none"> • To analyze the importance of internet safety. • To explore the responsibilities of digital citizens. 	<p>Good social and personal skill and responsibility.</p> <p>Encourage your child to evaluate the ways to be a good digital citizen.</p> <p>Share information about digital etiquette, digital security and how to protect themselves from risk.</p> <p>Create a poster/ presentation on Internet Safety.</p>	<p>https://www.digitalwellbeing.ae/en/digital-citizenship</p> <p>https://www.digitalwellbeing.ae/en/children</p>



The Winchester School, Jebel Ali

Family Learning Newsletter- Year 3 November 2024



<p>Music Mr. Kiko</p>	<ul style="list-style-type: none"> Playing the recorder Improving children’s confidence and musicality through actions songs and chanting rhymes. Reading musical notes 	<ul style="list-style-type: none"> Encourage your child to practice the recorder at home. Encourage your child to sing action songs at home. 	<p>Kinds of Notes (Year 03).mp4</p> <p>Year03 Recorder Lesson Old Mc Donald.mp4</p>
<p>Music Mr. Sunil</p>	<ul style="list-style-type: none"> To play the song “I Love you” on the recorder. 	<ul style="list-style-type: none"> Encourage your child to practice the recorder at home, understanding that some squeaking is a natural part of the learning process. Engage with your child by being an audience during practice sessions, and help ensure they are holding the recorder correctly to support proper technique development. 	
<p>Music Mr. Joyson</p>	<ul style="list-style-type: none"> To aim to build children's confidence and musicality through rhythm reading at Stage 1, designed for beginners. To focus on exploring the relationship between quarter notes and eighth notes within a 4/4 time signature. 	<ul style="list-style-type: none"> Let your child understand the music note value and clap with the notes. Ask your child to perform music with any percussion instrument like maracas, tambourine or recorder 	
<p>Moral Education</p>	<p>Self-identity and working with others</p> <ul style="list-style-type: none"> To behave in a way that supports their learning, understanding their role in school, meeting expectations, and adapting behavior in different situations. To recognize how their actions, affect others and apply self-awareness and responsibility when interacting with peers and during role-play activities. 	<p>Talk to your child about what school expects of them and how their behaviour should be adapted in different situations.</p> <p>Encourage your child to interact appropriately with everybody around them.</p> <p>Speak to your child and engage him/her through different stories demonstrating good behaviour with friends and at home.</p>	<p>Story – Good Behaviour and Bad Behaviour</p> 



The Winchester School, Jebel Ali

Family Learning Newsletter- Year 3 November 2024

