



The Winchester School, Jebel Ali

Family Learning Newsletter -Year 5- November -2024



Area of Learning	Focus	Activities to help your child at home	Useful websites/Resources				
English	<p><u>Spellings:</u> To spell and use homophones correctly. To spell words with silent letters.</p> <p><u>Grammar:</u> To explore different types of adjectives and adverbs in sentences. To examine the use of active and passive Voice in sentences. To revisit the grammar topics taught so far: Present Tense and Causal Connectives</p>	<p>Talk to your children :</p> <p>Homophones are words that sound the same but have different meanings and often different spellings. Understanding homophones is important for both reading and writing, as they can sometimes be confused in sentences.</p> <p>Key Features of Homophones: Discuss and share :</p> <p>Sound the Same: Homophones are pronounced the same way, no matter how they are spelled.</p> <p>Different Meanings: Even though they sound the same, they refer to different things.</p> <p>Different Spellings: Often, homophones are spelled differently.</p> <p>Practice Writing: Use sentences with the homophones to show how they are different in meaning but sound the same. For example, "I <i>know</i> you're going to <i>buy</i> a new bike."</p> <p>Visual Aids: Create charts or flashcards with homophones and their meanings.</p> <p>Homophone Pairs: Learn common pairs together (e.g., <i>there</i>, <i>their</i>, and <i>they're</i>) so that the differences are clearer.</p> <p>Word Games: Engage in word games like matching homophones with their definitions or playing homophone bingo.</p> <p><u>Adverbs:</u> <u>Talk and Encourage</u> the children to do the following: Discuss how adverbs are used as modifiers to express time, place, manner, degree and frequency in sentences/text. Click on the following link to understand more about adverbs: https://www.youtube.com/watch?v=UINuPWiyK9Y Encourage them to practice the use of adverbs in sentences/text using the link given in the next column. Identify the adverbs as</p>	<p>Practice online spelling games here: Spelling tests and Games SPAG quiz online</p> <p>Learn more about adjectives</p> <p>https://www.turtlediary.com/quiz/identifying-the-type-of-adverb.html</p> <div data-bbox="1666 855 2152 1219" style="border: 1px solid black; padding: 5px;"> <table border="1" style="width: 100%; border-collapse: collapse;"> <thead> <tr> <th style="background-color: #e91e63; color: white; padding: 5px;">Active voice</th> <th style="background-color: #00bcd4; color: white; padding: 5px;">Passive voice</th> </tr> </thead> <tbody> <tr> <td style="padding: 5px;"> <p>Tells us what a person or thing does. The subject performs the action (verb) on the object.</p> <p>Subject + verb + object</p> <p>Example:</p> <ul style="list-style-type: none"> • Anna painted the house. • The teacher always answers the students' questions. • Ali posted the video online. </td> <td style="padding: 5px;"> <p>Tells us what is done to someone or something. The subject is being acted upon.</p> <p>Object + verb + subject</p> <p>Example:</p> <ul style="list-style-type: none"> • The house was painted by Anna. • The students' questions are answered by the teacher. • The video was posted online by Ali. </td> </tr> </tbody> </table> </div> <p>https://wordwall.net/en-gb/community/explanation-text</p>	Active voice	Passive voice	<p>Tells us what a person or thing does. The subject performs the action (verb) on the object.</p> <p>Subject + verb + object</p> <p>Example:</p> <ul style="list-style-type: none"> • Anna painted the house. • The teacher always answers the students' questions. • Ali posted the video online. 	<p>Tells us what is done to someone or something. The subject is being acted upon.</p> <p>Object + verb + subject</p> <p>Example:</p> <ul style="list-style-type: none"> • The house was painted by Anna. • The students' questions are answered by the teacher. • The video was posted online by Ali.
Active voice	Passive voice						
<p>Tells us what a person or thing does. The subject performs the action (verb) on the object.</p> <p>Subject + verb + object</p> <p>Example:</p> <ul style="list-style-type: none"> • Anna painted the house. • The teacher always answers the students' questions. • Ali posted the video online. 	<p>Tells us what is done to someone or something. The subject is being acted upon.</p> <p>Object + verb + subject</p> <p>Example:</p> <ul style="list-style-type: none"> • The house was painted by Anna. • The students' questions are answered by the teacher. • The video was posted online by Ali. 						



The Winchester School, Jebel Ali

Family Learning Newsletter -Year 5- November -2024



Text Level: The Wrong Wheels by C.L. Tompsett
Explore the Novel and discuss the theme, setting, characters with special reference to authorial technique.

Reading Comprehension

Tsunamis: Explanation Text – Page 59- Reading Comprehension workbook.

To retrieve, record and present information from non-fiction text.

To summarise the main ideas drawn from more than one paragraph, identifying key details that support the main idea.

To draw inferences such as inferring characters' feelings, thoughts and motives from their actions, and justifying inferences with evidence.

modifiers to express time, place, manner, degree and frequency in sentences/text.

Adjectives and Active & Passive Voice

Discuss how adjectives are used in describing nouns.

Encourage them to practice the use of adjectives in sentences/text using the link given in the next column. Identify the different types of adjectives used in sentences.

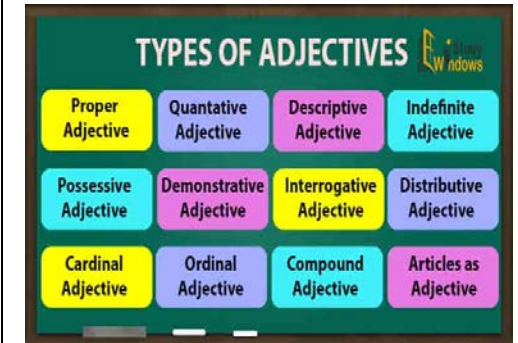
Ask the child to refer to magazines or newspaper articles to spot Active and Passive Voice.

Click on the following links to understand more about adjectives, adverbs and active and passive voice.

Skills Demonstrated in the Story

When analyzing "The Wrong Wheels", the following literacy skills can be identified:

1. Comprehension: Novel Related Activities
Understanding the core problem in the story (the boy's bike with the wrong wheels). Recognizing the boy's emotional journey from frustration to self-realization.
2. Character Analysis:
Identifying the protagonist's personal traits, such as his pride, frustration, and eventual willingness to ask for help.
Understanding character development as the boy matures through the course of the story.
3. Inference:
Readers need to infer the boy's feelings of embarrassment and frustration as he tries to solve the problem without asking for help.
They must also infer the lesson he learns about seeking guidance from others.
4. Theme Recognition:



[Primary Resources: English: Text Level: Non-Fiction: Explanation Texts](#)



The Winchester School, Jebel Ali



Family Learning Newsletter -Year 5- November -2024

Text Level:

Explanation text

To explore the features and structure of an explanation text.

What is an explanation text?



Moral Education link-

Identifying the story's themes of problem-solving, personal growth, and humility.

Understanding the deeper meaning behind the boy's experience, such as how pride can prevent us from solving problems efficiently.

5. Cause and Effect:

Recognizing how the boy's wrong assumptions about the bike lead to frustration and how asking for help leads to a solution.

6. Vocabulary and Language:

The story uses clear and accessible language, making it easy for younger readers to grasp the emotional tone and the central message.

It also uses some technical language related to bicycles, which could be useful for expanding vocabulary, especially around mechanical problems.

7. Problem-Solving/Logical Thinking:

The story encourages readers to think about how the right tools or solutions are necessary to fix a problem (in this case, the bike with the wrong wheels).

It also illustrates the process of identifying a problem and finding a logical solution by seeking assistance when needed.

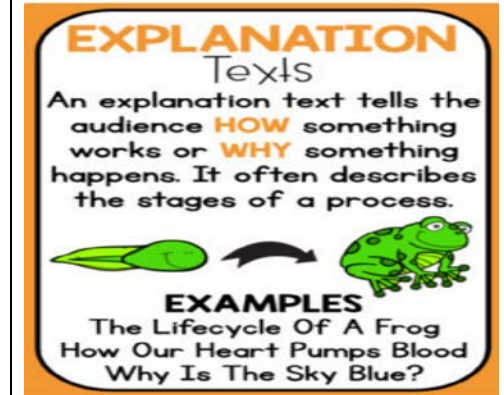
8. Moral/Value of Asking for Help:

One of the important life lessons the story teaches is that it's okay to admit when we don't have all the answers and that asking for help is a sign of strength, not weakness.

Share: An explanation text is a type of writing that provides clear, detailed information about how or why something works or happens. These texts are typically designed to help the reader understand a process, a phenomenon, or the inner workings of something in a step-by-step manner.

Discuss:

Explanation Text:



<https://www.bbc.co.uk/bitesize/articles/zpsjky#zccwtcw>

EXPLANATION TEXTS			
KEY FEATURES	✓	KEY FEATURES	✓
Title (often uses 'How...' or 'Why...?')		Technical vocabulary (subject-specific)	
Opening paragraph (introduction)		May include labelled diagrams/illustrations	
Chronological order		Clear layout	
Organisational devices (such as sub-headings or bullet points)		Causal conjunctions	
Present tense (unless it's a historical explanation)		Time connectives	
Impersonal tone (third person, passive voice, formal connectives)		Conclusion (linking back to the introduction)	



The Winchester School, Jebel Ali



Family Learning Newsletter -Year 5- November -2024

Helping Each Other for Everyone's Benefit
Assess how to grow and develop in a positive way, while cooperating and collaborating with other people so as to promote mutual well-being.

Key Features of an Explanation Text:

Purpose:

The primary goal of an explanation text is to explain a process or a concept clearly. It focuses on answering questions like: How does something work? or Why does something happen?

Structure: Let students explore the features:

Introduction: The introduction provides an overview or background information about the topic.

Explanation: The main body of the text explains how something works or how a process occurs. This section is often broken down into sequential steps or causal explanations (explaining cause and effect).

Conclusion (optional): Some explanation texts include a conclusion that summarizes the key points or highlights the broader significance of the explanation.

Language Features:

Present tense: Explanation texts are usually written in the present tense because they describe general truths or regular occurrences.

Technical Vocabulary: Words specific to the topic being explained are often used. For example, in a science explanation, terms like "photosynthesis" or "evaporation" may be used.

Cause and effect language: Words such as "because," "therefore," "as a result," and "so" are used to link cause and effect in the explanation.

Sequencing Words/Time Connectives: Words like "first," "next," "then," "after that," "finally," help to guide the reader through the steps in the process.

Passive Voice: Often used in explanations to focus on the action rather than who is performing it. For example, "The experiment is conducted" instead of "We conduct the experiment."

Objective and Impersonal:



The Winchester School, Jebel Ali


Family Learning Newsletter -Year 5- November -2024



		<p>Explanation texts are factual, clear, and neutral. They typically avoid personal opinions or emotional language. The aim is to be informative rather than persuasive or subjective.</p> <p>Engage your child in activities that promote helping each other. These can have a significant and lasting impact on their personal development, social skills, and overall well-being. These activities teach students valuable life skills that go beyond the classroom and contribute to creating a more supportive, empathetic, and cohesive community.</p>	
Mathematics	<p>To calculate and solve problems involving the perimeter of rectangle.</p> <p>To identify and draw the nets of 3D shapes and identify the 3D shapes on the basis of their properties</p>	<p>Talk to your child that Perimeter is the distance around the edge of a shape.</p> <p>Share a few real-life examples to calculate the perimeter of different shapes.</p> <p>Encourage the child to use the formulae for finding the different shapes such as rectangle.</p> <p>Talk to your child about the various 3D shapes and link them with the various objects around them. Relate them to everyday objects around them.</p> <p>Share with them the various real-life examples of buildings and monuments which can be linked with various 3D shapes</p> <p>Share and Talk to the child about the properties of 3D shapes in terms of Faces, Edges and Vertices.</p> <p>Encourage your child to convert a 2D net into a 3D shape.</p>	<p>https://toytheater.com/perimeter-climber/</p> <p>https://www.turtlediary.com/game/nets-of-3d-shapes.html#:~:text=You%20have%20to%20carefully%20picture,ve%20pictured%20in%20your%20head</p> <p>https://vimeo.com/434626976</p>

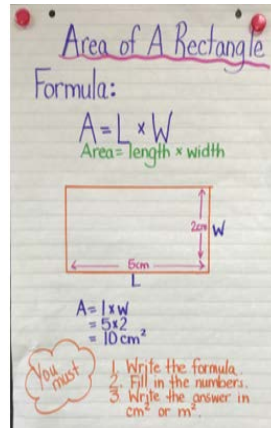


The Winchester School, Jebel Ali




Family Learning Newsletter -Year 5- November -2024

To calculate the area of a given shape and solve the problems in real life context.



Trevor is using wood tiles that measure 1 square meter. Trevor has 36 tiles. The space Trevor is tiling measures 10 meters long and 4 meters wide. Will Trevor have enough wood to cover his floor? Explain your answer in words, pictures, or numbers.



Hope says that she tiled a bigger wall than her brother Mark. Hope's wall was 7 meters by 4 meters. Mark used 21 square meter tiles to cover his wall. Whose wall was larger?



<https://www.ixl.com/math/grade-5/area-of-squares-and-rectangles>

I-Pad applications:

<https://www.mathsisfun.com/geometry/area.html>

Science

To construct a simple series electrical circuit, identifying and naming its basic parts, including cells, wires, bulbs, switches and buzzers.

Explore Circuits Together: Talk to your child about how a simple electrical circuit works and explain the key components such as the battery, wires, and bulb. Discuss the role of a switch and why it's crucial in controlling the flow of electricity.

<https://learningcircuits.co.uk/>



The Winchester School, Jebel Ali

Family Learning Newsletter -Year 5- November -2024



To use recognised symbols when representing a simple circuit in a diagram.

To compare and give reasons for variations in how components function.

To compare series and parallel circuits.

To build simple circuits to solve problems and find answers to questions.

To design, create circuits and explain their working.

Understanding Bulbs: Introduce your child to the concept of the filament in a light bulb. Compare the filaments of a functioning and non-functioning bulb, and explain why one works and the other doesn't.

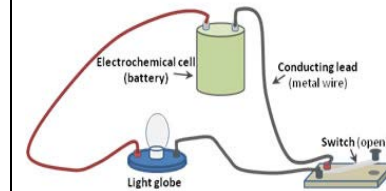
Hands-On with Electronics: Show your child the circuit diagram of an electronic toy and go over the different symbols used. Together, take apart a simple electronic gadget or toy to identify its components and wiring. Encourage your child to reassemble it and see if it works afterward!

Home Lighting and Switches: Discuss how different lights and appliances at home are controlled by individual switches, while others are connected in a way that allows multiple items to be operated by one switch. Explore how this works and why.

Safety First: Talk about the potential dangers of electricity and ways to stay safe around it.

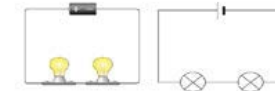
Decorative Lights: Discuss how decorative string lights work. What type of connection is used, and how does one switch light up all the bulbs at once?

These activities will spark curiosity and deepen your child's understanding of how electricity works in everyday life.



https://www.edplace.com/blog/home_learning/time-to-complete-the-circuit-on-electric-diagrams

<https://byjus.com/physics/difference-between-series-and-parallel-circuits/>



<https://www.switchedonkids.org.uk/electrical-safety-in-your-home>



The Winchester School, Jebel Ali



Family Learning Newsletter -Year 5- November -2024

<p>Humanities Geography</p>	<p>To explore the human and physical geographical features of your local area.</p>	<p>Talk to your child about the physical and human features of Dubai and your local area.</p> <p>Share with your child the variety of human and physical features across the UAE.</p> <p>Encourage your child to create a well labelled map of your local area with the physical and human features in it.</p>	<p>North America Comparing Places.pdf</p> <p>Key vocabulary: physical geography, human geography, settlement, economy, natural resources, river, lake, landscape, mountain, volcano, biome, vegetation belt, wildlife, flora, fauna, climate, water, fieldwork, measure, observe, record, map, sketch, graph</p> <p>Anglo-Saxon artefacts and culture</p> <p>Key vocabulary: artefact, excavation, archaeology, historian, sources, evidence, interpretation</p>
<p>History</p>	<p>To explore Anglo-Saxon artefacts.</p>	<p>Talk about the artefacts of Anglo-Saxon Britain.</p> <p>Share pictures of the Anglo-Saxon artefacts and explain what you learn about Anglo-Saxon culture from them.</p> <p>Encourage your child to research facts about Sutton Hoo and compare the artefacts found there to those found in the UAE from the same period in History.</p>	
<p>UAE Social Studies</p> <p>Energy sources and preserving the planet</p>	<p>To explore the sources of energy and ways to preserve the planet.</p>	<p>Talk with your child about the causes of pollution, the ill effects of pollution and the importance of preserving the planet.</p> <p>Encourage your child to research the different sources of energy: renewable and non-renewable sources of energy. Together create a poster on how energy is generated in the UAE and its uses.</p> <p>Share with your child how the Ministry of Climate Change and Environment in the UAE works on protecting the environment in the UAE.</p>	<p>Energy sources and preserving the planet.pdf</p> <p>Vocabulary: energy sources, potential and kinetic energy, hydropower, biomass, geothermal, fossils, carbon footprint, pollution, renewable and non-renewable energy environment</p>



The Winchester School, Jebel Ali

Family Learning Newsletter -Year 5- November -2024



<p>UAE National Day</p>	<p>To explore the traditional games of the UAE.</p>	<p>Talk with your child about the games you enjoyed as a child.</p> <p>Encourage your child to research why we celebrate National Day in the UAE with great enthusiasm.</p> <p>Share the advancements the UAE has made since its first National Day. Together find out about the traditional games played in the UAE and other parts of the world.</p>	<p>UAE National Day.pdf</p> <p>Vocabulary: Al Gaheef game, Karabi game, Khoosa Boosa game</p>
<p>Arabic for Arabs</p>	<p>قصة " صوت المحبة" أَنْ يُقَسِّرَ التَّلْمِيزَ الْمُفْرَدَاتِ الْجَدِيدَةَ مُوظَّفًا الْقَامُوسَ الْمُصَوِّرَ. أَنْ يُحَدِّدَ التَّلْمِيزَ عَنَّا صِرَ الْقِصَّةِ الْفَسْتِيَّةِ.: (الشَّخْصِيَّاتِ، وَالْمَكَانَ وَالرَّيْمَانَ الْعَاطِفَةَ . أَنْ يُجِيبَ التَّلْمِيزَ عَنَ أَسْئَلَةِ النَّصِّ وَيَطْرُحُ أَسْئَلَةً: (مَنْ - مَاذَا - مَتَى - أَيْنَ - لِمَاذَا - كَيْفَ) مُظَهِّرًا فَهْمَهُ لِلنَّصِّ، مُبَدِّيًا رَأْيَهُ فِيهِ. أَنْ يَسْتَنْتِجَ التَّلْمِيزَ سَمَاتِ الشَّخْصِيَّاتِ نَشِيدَ (كُنْ بِلِسْمَا) أَنْ يُقَسِّرَ التَّلْمِيزَ الْمُفْرَدَاتِ الْجَدِيدَةَ مُوظَّفًا الْقَامُوسَ الْمُصَوِّرَ. أَنْ يَشْرَحَ التَّلْمِيزَ الْمَعْنَى الْإِجْمَالِي لِلنَّصُوصِ الْأَدْبِيَّةِ. أَنْ يُقَسِّرَ التَّلْمِيزَ الْكَلِمَاتِ مُسْتَعِينًا بِمُرَادِفَاتِهَا وَأَضْدَادِهَا وَسِيَّاقِهَا أَنْ يُصَمِّمَ التَّلْمِيزَ بِطَاقَةَ تَعْرِيفِيَّةً عَنَ الشَّاعِرِ كتابة نص معلوماتي أَنْ يفسر التلميذ الجمل والعبارات المستخدمة في النصوص الأدبية. أَنْ يَسْتَنْتِجَ التَّلْمِيزَ الْعِلَاقَةَ بَيْنَ الْأَحْدَاثِ) أَحْدَاثَ بَسِيْطَةً مِنَ النَّصِّ).</p>	<p>وكلمة للتعرف على كان وأخواتها لعبة جملة جمع صور تحمل كان وأخواتها مشاهدة فيديو عن نشيد كن بلسما تدريب التلميذ بالمنزل على بعض الكتابات الوصفية وكتابة اليوميات يَكْتُبُ التَّلْمِيزَ فِقْرَةً مُصَمِّمًا إِيَّاهَا جُمْلَةً رَئِيسَةً، وَتَفَاصِيلَ دَاعِمَةً، وَجُمْلَةً خَاتِمَةً يُحَدِّدُ التَّلْمِيزَ بَعْضَ الْأَحْدَاثِ مُسْتَخْلِصًا مَعْرَافًا، مُعَبِّرًا عَنَ رَأْيِهِ فِيهَا يمكن لولي الأمر الدخول من خلال الرابط المرفق لموقع قناة اللغة العربية والتربية الإسلامية الخاص بمدرسة ونشستر ومتابعة التسجيلات الخاصة بالدروس ومشاركتها مع التلميذ وتدوين ما تعلمه في دفتره المدرسي</p>	<p>قناة اللغة العربية والتربية الإسلامية بمدرسة ونشستر منصة كتي</p>



The Winchester School, Jebel Ali



Family Learning Newsletter -Year 5- November -2024

	<p>أَنْ يُجِيبَ التَّلْمِيزَ عَنْ أَسْئَلَةِ النَّصِّ وَيَطْرُقَ أَسْئَلَةً: (مَنْ - ماذا - متى - أين - لماذا - كَيْفَ) مُظَهِّرًا فَهْمَهُ لِلنَّصِّ، مُبْدِيًا رَأْيَهُ فِيهِ.</p>		
Arabic for Non – Arabs	<p>الهوايات To describe different hobbies that you can prefer (reading-drawing-shopping- writing...) To use specific expressions and forms to write about a Hobbies. To express his/her opinion in different happy events.</p> <p>مناسبات سعيدة To describes happy occasion (birthday-Mother's Day..... To use some punctuation marks in Arabic.</p>	<p>Encourage your child to use the topic vocabulary to practice writing about his favorite favorite hobby. Encourage your child to memorize his/her new vocabulary about the new topic from the Arabic notebook and book (dictionary). Share videos with your child about happy occasions in Arabic to help your child in speaking and writing about them.</p> <p>Go through the links on the Arabic and Islamic YouTube channel so that you can help your child learn more at home about the topic.</p>	<p>Arabic and Islamic YouTube Channel reading platform</p>



The Winchester School, Jebel Ali


Family Learning Newsletter -Year 5- November -2024




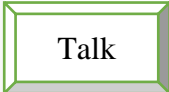



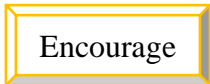
<p>Islamic Education for Arabs</p>	<p>دعوة أهل الطائف أن يستنتج الطالب الصعاب التي واجهت النبي في تبليغ الدعوة أن يستنتج الطالب بعض من صفات النبي من خلال دعوته لأهل الطائف محبة الله تعالى</p> <p>أن يبين الطالب أهمية محبة الله تعالى للعبد أن يحدد الطالب الأعمال التي ينال بها المسلم محبة الله تعالى. أن يستنتج الطالب نتائج محبة الله تعالى للمؤمن.</p>	<p>مساعدة الابن في البحث عن سيرة النبي محمد صلى الله عليه وسلم وكيفية تبليغه للدعوة تشجيع الطالب على الالتزام بأخلاق النبي وخصوصا صفة العفو عن الناس</p> <p>يمكن لولي الأمر الدخول من خلال الرابط المرفق لموقع قناة اللغة العربية والتربية الإسلامية الخاص بمدرسة ونشستر ومتابعة التسجيلات الخاصة بالدروس ومشاركتها مع التلميذ وتدوين ما تعلمه في دفتره المدرسي</p>	<p>قناة اللغة العربية والتربية الإسلامية بمدرسة ونشستر</p>
<p>Islamic Education for Non – Arabs</p>	<p>The Congregational (Group) Prayer (Ṣalāt al-Jamā'ah) To explain the meaning of the Maspuq prayer and how to perform it. To explain the provisions, the rewards of Jama'ah prayer and its conditions. Calling (Da'wah) the People of Ta'if to Islam. To identify the goal of the messenger (P-B-U-H) of calling the people of Ta'if to Islam. To explain the patience and determination the Prophet</p>	<p>Share with your child the general meaning of the Hadith of the importance of the congregational prayer.</p> <p>Talk with your child about the goal of prophet Mohamed of Colling the people of Ta'if. Explain to your child the patience that the prophet shows during the events of calling the people of Taif. Encourage your child to color monthly prayer chart and answers in book ISLAM MY WAY OF LIVING as Encourage your child to apply obligatory element of Salah.</p> <p>Go through the links on the Arabic and Islamic YouTube channel so that you can help your child learn more at home about the topic.</p>	<p>Arabic and Islamic YouTube Channel</p>



The Winchester School, Jebel Ali



Family Learning Newsletter -Year 5- November -2024

	show during the events of calling the people of Ta'if.		
French	<p><u>LES CHIFFRES DE 20à 60</u> To and spell numbers up to 59.</p> <p><u>Les jours de la semaine</u> To identify the days of week.</p> <p><u>Les mois</u> To identify month of the year.</p>	<p>  Talk</p> <p>About numbers up to 60, days of the week and months in French.</p> <p>  Share</p> <p>Create a poster about numbers days of the week and months in French.</p> <p>  Encourage</p> <p>Students to keep exploring the links given.</p>	<p>https://quizizz.com/admin/quiz/5e532f774dc7f8001b571f86?source=quiz_share</p> <p>https://quizizz.com/admin/quiz/6140fa8298b517001d64c448?source=quiz_share</p> <p>https://quizizz.com/admin/quiz/616bc7b012efc2001d65120e/les-jours-et-les-mois?fromSearch=true&source=</p>
Physical Education		Talk and Encourage the children to do the following:	International Youth Track & Field Championship 100m Semi Finals 8U.mp4
Activity 1	Sports day: Practice obstacle race and 100m race.	<u>Proper warm up</u> The Students will do the proper warm up and will practice the skills with basic rules.	Rounders Highlights
Activity 2	Rounder: Bowling (From Short Distance)	Follow the links for the skills and rules	#DerbyDay15.mp4
Activity 3	Rounder: Fielding positions and game		Rounders Rules Video.mp4
	Rounder: Batting	<u>Cooldown</u> After the game students will do proper cooldown activity.	Specialist Rounders Fielding Skills.mp4
			Rounders- Batting.mp4



The Winchester School, Jebel Ali




Family Learning Newsletter -Year 5- November -2024

<p>Information and Communication Technology</p>	<p><u>Topic Radio Station</u></p> <p>To use software and digital devices for recording sound.</p> <p>To make adverts and use jingles.</p> <p>To write scripts and design additional advertising for the WIN Radio.</p> <p>To design and record a persuasive radio advert for a product/service.</p> <p>To present and evaluate audio content.</p>	<p>Radio Station Research:</p> <p>Challenge to research existing radio stations to investigate what a broadcast is and what they enjoy listening to. Research examples of good adverts and what makes a good advert.</p> <p>Podcast Research and Interview:</p> <p>Discuss about ideas for their own new podcast to be recorded about an event, hobby or interesting topic of their choice.</p> <p>Challenge to think of interview questions for a friend or family member.</p>	<p>How to write BBC World Service</p>
<p>Music (Mr. Joyson)</p>	<p>Improving child's confidence and musicality through music rhythm reading stage 3 .</p> <p>We take a deeper look at the half note and how it relates to the quarter and eight notes with quarter rest.</p>	<p>Let the child understand the music note value and clap with the notes. Ask the child to perform it with any percussion instrument like maracas, tambourine.</p> <p>Steady beat is represented by the boxes, and rhythms are represented as the notes inside the boxes. Counting the number of boxes each note uses is a great way to remember how many beats the note is worth.</p>	
<p>Music (Mr. Kiko)</p>	<p>Playing recorders Improving children's</p>	<p>Encourage your child to practice recorder at home Encourage the child to sing action songs at home.</p>	<p>https://www.timeout.com/new-york-kids/music/best-kids-songs</p>



The Winchester School, Jebel Ali



Family Learning Newsletter -Year 5- November -2024

	<p>confidence and musicality through singing actions songs and chanting rhymes. Reading notes and rests</p>	<p>Help the child choose which other songs they know aside from the songs taught in school and let them invent their own singing actions. Encourage the child to watch the kinds of notes video</p>	<p>Kinds of Notes and Rests.mp4</p> <p>Year05 Recorder Lesson Drag Me Down.mp4</p>
Music (Mr. Sunil)	<p>Learning how to play the song "Havana Part 3 "on the recorder</p>	<p>Let the child practice at home, even though there will be squeaking. Be an audience. But better also check if the child is holding the recorder properly.</p>	
Moral Education			
Institution Communities	<p>To explore different institutions and name their basic functions. To explore various needs and wants in a community.</p>	<p>Encourage your child to be part of their community and follow the community rules and regulations without indulging in any conflict within the existing community members. Speak with them about the experiences that every individual has. Talk about the differences and similarities between the communities. Students will explore the different needs and wants in a community and link them with their own real-life experiences.</p>	
Supply and Demand	<p>To explore, gain information and explain the concept of supply and demand.</p>	<p>Encourage your child's positive growth by emphasizing on why would you buy a product? How do you check for its quality? Would you pick quality over quantity? Talk to them about products from different countries and their importance. Inculcate in them the potential to differentiate between two products and what attracts them to buy it?</p>	
World Kindness Day	<p>To explore and encourage the acts of good deeds among the students.</p>	<p>Encourage your child to embrace the acts of kindness. Discuss with them the good deeds in the community focusing on the positive power and the common thread of kindness for good which binds us together. Tell them that kindness is a part where</p>	



The Winchester School, Jebel Ali

Family Learning Newsletter -Year 5- November -2024



one bridges the divides of race, religion, politics, gender and location. Participate in collaborative projects, volunteer work, and practice kindness within the family. By fostering a supportive environment, your child will learn that kindness is a way of living and builds relationships, it is a base for friendship and helps one understand others in a better way.

