


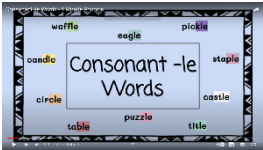




The Winchester School, Jebel Ali

Family Learning Newsletter- Year 2, October 2024



Area of learning	Focus	Home activities/How can you help your child at home.	Useful websites
<p>English</p>	<p>Spellings</p> <p>To spell words beginning with /wr/. Rule: When a word begins with /wr/ the/w/ becomes silent. Example: wrong is pronounced (rong).</p> <p>To spell words with /ly/. Rule: Adding /ly/ to an adjective creates an adverb. An adverb describes a verb.</p> <p>To spell words with /le/. Rule: Usually, the sound /l/ is spelled as /le/ at the end of words.</p> <p>Punctuation: To effectively use punctuation learned in creative writing tasks. Apostrophes of Contraction/Omission. Reviewing and reinforcing using apostrophes in writing.</p>	<p>Spelling Detective- Write a small paragraph in which some of the words are wrongly spelt. Encourage your child to be the 'Detective.' If he/ she detects 'all' the misspelt words and spells them correctly, his/her reward is your penalty! You must write the paragraph again with the correct spellings.</p> <p>Practice Kung fu punctuation with your child, remind them to use it during big talk including apostrophes</p> <p>Ask your child to read a book and look for words with apostrophes for contraction and omission, for example You're doing great! He's a friendly boy etc.</p>	<p>Wr sound</p>  <p>The suffix ly</p>  <p>le words</p> 



The Winchester School, Jebel Ali

Family Learning Newsletter- Year 2, October 2024



Letter Writing:

To use sentences of varied structure to write a letter.

Old-fashioned letter writing is a great way for kids to build their writing skills and practice their handwriting.

Here are some favorite letters writing prompts for kids to get started

- Write a letter to your friend describing what you've been doing at home or school.
- Write a letter to your teacher about your favorite game and why you like to play it.

[Punctuation Games](#)

[Apostrophes of contraction](#)

[How to Teach Contractions](#)

Apostrophes in Contractions			
word 1		word 2	contraction
you	+	have	you've
you	+	are	you're
it	+	is	it's
it	+	has	it's <small>same!</small>

[Letter Writing](#)





The Winchester School, Jebel Ali

Family Learning Newsletter- Year 2, October 2024



Mathematics

Inverse Operation

To understand that subtraction is the inverse of addition and vice versa.

2D shapes

Identify, describe the properties of 2-D shapes, and find more than one line symmetry.

Talk to your child about how addition and subtraction are related.

e.g., $27 + 5 = 32$ $32 - 5 = 27$

Challenge:

Use these cards to make calculations with their answers,



Like this one:



In each calculation you must only use a card once, but of course you can re-use them in your calculation if you want to.

Can you find a way to use all the cards in one calculation?

Can you find all the possible ways to use the cards?

Encourage your child to identify lines of symmetry in 2D shapes presented in different orientations. He/she should know that some **shapes have more than one line of symmetry**. Ask him/her to look at these regular shapes and think about how many lines of symmetry they can find. Again, it is helpful for them

[Inverse operations](#)

[Symmetry Matching](#)

[Symmetry Sorting](#)

[worksheet-draw-line-symmetry/](#)

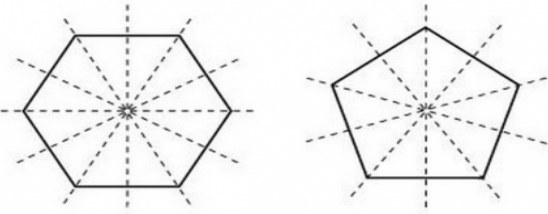
[2D shapes work sheet](#)



The Winchester School, Jebel Ali

Family Learning Newsletter- Year 2, October 2024



	<p><u>3D shapes</u> Identify, describe the properties of 3-D shapes.</p>	<p>to cut out the shapes and fold. them in half, then look at how many folds they have made.</p>  <p><u>QUESTIONS TO ASK</u></p> <p>What is that shape called? How do you know?</p> <p>Which 4-sided shapes can you name?</p> <p>How many sides/vertices does a triangle/pentagon/hexagon/octagon have?</p> <p>Which shapes have a line of symmetry and which do not?</p> <p>Tell your child that 3-D shapes are made up of faces, edges, and vertices.</p>	<p>3D shapes</p>
--	---	--	----------------------------------



The Winchester School, Jebel Ali

Family Learning Newsletter- Year 2, October 2024



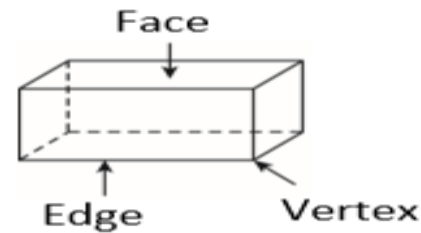
Measurement of mass/weight

To compare, describe and solve practical problems for mass/weight.

for example, heavy/light, heavier than, lighter than.

Measure and record the mass/weight of objects.

At home or at a supermarket ask your child to point at a shape that has more than 6 edges, a shape that has a circular face, a shape that has only three faces, etc.



In a grocery store **share** some items which are measured by weight.

Encourage your child to read the weight given on their packaging in grams or kilograms. Encourage him/her to get some vegetables or fruits, estimate how much do they weigh.



measuring weight

measurements word problems

as heavy as less than more than

tomato watermelon pineapple

(a) The mass of the tomato is less than 1 kg.

(b) The mass of the watermelon is more than 1 kg.

(c) The pineapple is as heavy as 1 kg.



The Winchester School, Jebel Ali

Family Learning Newsletter- Year 2, October 2024



		<p><u>QUESTIONS TO ASK</u></p> <p>Order these 5 objects from lightest to heaviest.</p> <p>Which 2 objects do you think might weigh the same as this object?</p> <p>Which object is lighter/heavier?</p>	
<p>Science</p> <p>Materials</p>	<p><u>Materials</u></p> <p>To investigate the properties of different objects based on the materials used to make them.</p> <p>To compare the suitability of different everyday materials.</p>	<p>Encourage your child to create an object using recyclable materials and use them.</p> <p>Share the properties of each material used to make the object and create questions based on properties to be able to play the quiz with you or friends.</p> <p>Talk about the reasons for using the materials to make the object.</p> <p>Explain why different materials can be used to make the same object.</p> <p>Design a toy for a toddler. Which materials would you use and why?</p> <p>Bending Paper: Take a piece of paper and bend it in two halves. Observe how it changes shape. Does it stay bent?</p>	<p>all about materials</p> <p>Material Quiz</p>



The Winchester School, Jebel Ali

Family Learning Newsletter- Year 2, October 2024



To sort objects according to how their shapes can be changed.

To compare the absorbency of different materials.

Stretching a Rubber Band: Stretch a rubber band and then let go. Watch how it changes shape and returns to its original form.

Twisting a Towel: Twist a towel and feel how it changes shape. Notice how it becomes tighter as you twist.

Squashing a sponge: Squash objects like a sponge, a ball of playdough, and a piece of soft fruit like a banana. Note whether the object returns to its original shape after being squashed or stays squashed.

Conduct some fun experiments with your child – REMEMBER TO FOLLOW THE SCIENTIFIC METHOD

Aim: Ask a question

Prediction: What do you think will be the result? Why?

Materials required: list the materials you need to conduct the investigation.


Fair test: what will you keep the same/what will you change?

Method: list the steps you will take to find the answer to the question.

Observation table: table to show the information you have collected.

Conclusion: Explain your findings.

[Changing Shape.pdf](#)





The Winchester School, Jebel Ali

Family Learning Newsletter- Year 2, October 2024



<p>Humanities</p> <p>History</p>	<p>History: The Great Fire of London</p> <p>London: Past and present To explore the past and present features of London.</p> <p><u>Key vocabulary:</u></p> <p>year, past, present, change, modern, capital city, England, London, River Thames, century</p> <p>Life in the 17th century To explore life in the 17th century.</p> <p><u>Key vocabulary:</u></p> <p>century, past, present, change, job, chimney sweep, blacksmith, apothecary, rat-catcher, gong farmer, spinner, chandler, cook, scullery maid, carpenter, musician, firefighter</p>	<p>Talk to your child about London in the present-day and London that existed before 1666.</p> <p>Encourage your child to research the buildings in London in the past, the different types of materials used in their construction, and how people traveled in and out of London in the past.</p> <p>Share with your child the similarities and differences between the way we live today and in 1666.</p> <p>Talk to your child about the jobs that people have now and the jobs that people had in 1666.</p> <p>Encourage your child to find the similarities and differences between the jobs that people have now and the jobs that people had in 1666.</p> <p>Share with your child the differences in firefighters' skills and equipment in the 17th century which might have affected the fire that happened in 1666.</p>	<p>London Past and Present</p> <p>Life in the 17th Century</p>
--	--	---	--



The Winchester School, Jebel Ali

Family Learning Newsletter- Year 2, October 2024




<p>UAE Social Studies</p>	<p><u>My School</u></p> <p>To explore my school community.</p> <p><u>Key vocabulary:</u> community, school community, problem, solve</p> <p><u>Living in a Community</u></p> <p>To explore rules in a community</p> <p><u>Key vocabulary:</u> rules, respect, please, thank you</p>	<p>Talk to your child about communities like the classroom and the school.</p> <p>Share with your child the importance of living in a community.</p> <p>Encourage your child to create rules for the classroom to keep everyone happy.</p> <p>Talk to your child about the family, class and school communities.</p> <p>Share with your child the importance of respecting family members and following family rules.</p> <p>Encourage your child to create rules for the family to keep everyone happy.</p>	<p>My School.pdf</p> <p>Living in a community.pdf</p>
<p>Arabic for Arabs</p>	<p>قصة بيت وسط العاصفة أن يحدد التلميذ شخصيات القصة أن يستنتج التلاميذ المكان والزمان أن يضع التلاميذ عنواناً آخر للقصة أن يقرأ التلاميذ القصة قراءة جهرية صحيحة أن يضع التلاميذ نهاية جديدة للقصة أن يكتب التلاميذ ملخص للقصة أن يحدد التلاميذ الجمل الاسمية والفعلية في القصة .</p>	<p>الدعم المقدم من ولي الأمر يقوم ولي الأمر بمتابعة التقدم في الكتابة وتعلم كتابة الحرف المضعف . متابعة التلميذ في قراءة القصص الجديدة تقديم الفيديوهات لمساعدة التلميذ على فهم القصص والنصوص مساعدة التلميذ للدخول على قناة المدرسة على اليوتيوب مساعدة التلميذ في كتابة الإملاء والتدرب عليها يمكن لولي الأمر الدخول من خلال الرابط المرفق لموقع قناة اللغة العربية والتربية</p>	<p>منصة كتبي قناة اللغة العربية والتربية الإسلامية بمدرسة ونشستر</p>



The Winchester School, Jebel Ali

Family Learning Newsletter- Year 2, October 2024



	<p>نشيد فرح وتفاؤل أن يحدد التلميذ مفردات النص أن يميز الفرق بين الشعر والنثر أن يحدد المعنى الإجمالي للنص .</p>	<p>الإسلامية الخاص بمدرسة ونشستر ومتابعة التسجيلات الخاصة بالدروس ومشاركتها مع التلميذ وتدوين ما تعلمه في دفتره المدرسي.</p>	
Arabic for non-Arabs	<p><u>My school and my Class</u> To use (this is) (هذه – هذا) with the new words. To Make a dialogue in Arabic about the house. To conjugate the verb with the pronouns in sentences. To create sentences about the home. To describe the home and with the different adjectives.</p>	<p>In every new lesson, we provide new words with their meanings. Help your child to memorize them and use them in sentences on his/her own. Ask your child to describe the home. Ask your child to write the new words. Tell your child to make a dialogue with you in Arabic about the home. Go through the links on the Arabic and Islamic YouTube channel so that you can help your child learn more at home about the topic</p>	<p>Courses for Learning Arabic</p> <p>Arabic Activities Learn Arabic For Kids</p> <p>Arabic alphabets</p> <p>Learn New Arabic Vocabulary</p> <p>Learn Arabic Writing</p>
Islamic Education for Arabs	<p>أنا أصلي أن يحدد التلميذ أهمية الصلاة أن يستنتج التلميذ عدد ركعات الصلاة علي بن أبي طالب أن يستنتج التلميذ أخلاق سيدنا علي بن أبي طالب أن يوضح التلميذ دور سيدنا علي بن أبي طالب في خدمة الإسلام سورة الشرح أن يوضح التلميذ المعنى الإجمالي للسورة</p>	<p>مساعدة التلميذ في حفظ السورة من خلال المصحف المعلم حث وتشجيع التلميذ على الالتزام بأخلاق الصحابة رضي الله عنه حثه وتشجيعه على الاقتداء بالصحابة الالتزام بالأخلاق الحسنة قولاً وفعلاً تصميم شجرة (مخطط) للمعنى الإجمالي للسورة يمكن لولي الأمر الدخول من خلال الرابط المرفق لموقع قناة اللغة العربية والتربية الإسلامية الخاص بمدرسة ونشستر ومتابعة التسجيلات الخاصة بالدروس ومشاركتها مع التلميذ وتدوين ما تعلمه في دفتره المدرسي.</p>	<p>قناة اللغة العربية والتربية الإسلامية بمدرسة ونشستر</p>



The Winchester School, Jebel Ali

Family Learning Newsletter- Year 2, October 2024



	أن يتلو التلميذ السورة تلاوة صحيحة.		
Islamic Education for non-Arabs	<p>Allah the most Kind, the all Aware (Creed of Islam) To infer that Allah S.W.T is the Most Kind, the All Aware. To point out manifestations of Allah's kindness towards His servants. To explain how to be kind in my treatment of others.</p> <p>(Belief in the Messengers of Allah) To infer the wisdom behind sending Allah's Messengers. To explain the qualities of Allah's Prophets and Messengers.</p> <p>(Purification) To explain the nullifiers of Wudu'. To infer the importance of Taharah in Islam.</p>	<p>Encourage your child to memorize Surat al-Asr. Talk to your child about the nullifiers of Wudu. Encourage your child to watch the Story of Prophet Noah (PBUH). Go through the links on the Arabic and Islamic YouTube channel so that you can help your child learn more at home about the topic.</p>	<p>Arabic and Islamic YouTube Channel</p>
Physical Education	<p><u>Activity-1</u> <u>Body Awareness and Running posture:</u></p> <p><u>Activity-2</u></p>	<p>Talk and encourage the children to do the following:</p> <p><u>Proper warm up</u> The students will do the proper warm up and will practice the skills with basic rules.</p>	<p>Running Posture.mp4</p> <p>Exercise for kids.mp4</p>



The Winchester School, Jebel Ali

Family Learning Newsletter- Year 2, October 2024




	<p><u>Fitness Test</u></p> <p><u>Activity-3</u> <u>Sports Day Practice.</u></p>	<p>Follow the links for the skills and rules</p> <p><u>Cooldown</u> After the game students will do proper cooldown activity.</p>	<p>Sports Day W1.mp4</p> <p>FB Shoot out.mp4</p>
<p>Information and Communication Technology</p>	<p>To format the font, font size, font colour and font style in a word processing document.</p> <p>To resize and position online pictures and text.</p> <p>To format the information into different columns</p> <p>To position and resize objects for an effective layout.</p>	<p>Share with your child pictures of different types of text in magazines, newspapers and pamphlets.</p> <p>Encourage your child to explore various tools in MS word and create some bookmarks or invites or posters.</p> <p>Talk about the purpose of different fonts, colours and layouts to create an attractive document.</p> <p>Create a word document and write instructions about 'how to wash your hand'.</p>	<p>Cute Bookmark template</p> <p>Posters template</p> <p>Creating a word document on laptop</p>
<p>Music Year02 (Joyson)</p>	<p>Improving a child's confidence and musicality through singing actions songs and singing with the appropriate tune.</p> <p>Song: you are my sunshine</p>	<p>Let the children sing action songs at home. Ask the child to perform the songs we learned in school.</p> <p>Help the child choose which other songs they know aside from the songs taught in school and let them invent their own singing actions.</p>	



The Winchester School, Jebel Ali

Family Learning Newsletter- Year 2, October 2024



<p>Music Year02 (Sunil)</p>	<p>Read and play Musical notes with the help some words (Bee, Glow- worm, Butterfly and caterpillar)</p>	<p>Let the Children play the rhythm with the help of words by clapping (Bee, Glow- worm, Butterfly and caterpillar) Ask the child to read and play the musical notes without the word support.</p>	
<p>Music Year02 (Kiko)</p>	<p>Improving children’s confidence and musicality through singing actions songs and chanting rhymes</p>	<p>Encourage the child to sing action songs at home. Ask the child to perform the songs we learned in school. Help the child choose which other songs they know aside from the songs taught in school and let them invent their own singing actions.</p>	<p>Music Induction Day (Kiko).mp4</p>
<p>Moral Education</p>	<p>Topic: Everyone around me</p> <p>To identify important people and relationships as well as their roles.</p> <p>To understand the role of family and friends and to have them caring for one another.</p> <p>Topic: Affection and Appreciation</p> <p>To understand and talk about oneself in positive terms.</p>	<p>Talk to your child about relationships in the family.</p> <p>Share with your child about the importance of family in society.</p> <p>Encourage your child to research families in different cultures around the world.</p> 	<p>We are a family</p> <p>The importance of family</p> <p>Fairness and Unfairness</p>