
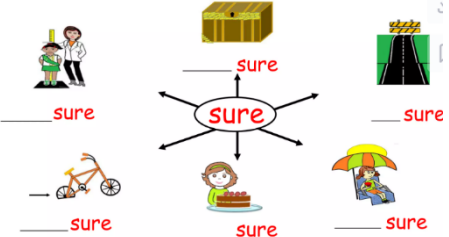







# The Winchester School, Jebel Ali

## Family Learning Newsletter- Year 3 October 2024



Area of learning	Focus	Activities to help your child at home	Useful Websites/Resources
<p><b>English</b></p>	<p><b>Spellings: To explore suffix patterns</b></p> <p><b>Suffix patterns</b></p> <ul style="list-style-type: none"> <li>-ation: information, adoration, decoration</li> <li>-sure: measure, treasure,</li> </ul> <p>Have kids write the beginning letter(s) to make each word.</p>  <p>pleasure</p> <p><b>Grammar</b></p> <ul style="list-style-type: none"> <li><b>Adverbs</b></li> <li><b>Conjunctions</b></li> <li><b>Pronouns</b></li> </ul> <p><b>Punctuation</b></p> <ul style="list-style-type: none"> <li><b>Speech marks</b></li> <li><b>Comma</b></li> <li><b>Apostrophe for possession</b></li> </ul>	<p><b>Talk</b> about the vocabulary in the books your child is reading.</p> <p><b>Discuss</b> the rules of different spellings and identify the patterns in word endings.</p> <p><b>Encourage</b> your child to break up words according to phonic sounds.</p> <p>Tell your child that a suffix is a letter or a group of letters added to a word to change its meaning or function.</p> <p><b>Talk</b> to your child about adverbs of manner which are used to describe how things happen.</p> <p><b>Encourage</b> your child to change the noun to a pronoun in the sentence and read it aloud. Example of Pronouns- I, we, it, us, you, they, them, her or him.</p> <p><b>Encourage</b> your child to use conjunctions to extend sentences.</p> <p><b>Talk</b> about the structure of sentences and the use of punctuation marks. Discuss the use of speech marks to indicate direct speech between characters in a story. Encourage your child to underline sentences that are in the direct speech and circle the speech marks at the beginning and at the end of the speech.</p> <p>Tell your child that the apostrophe has three uses: 1) to form possessive nouns; 2) to show the omission of letters; and 3) to indicate plurals of letters, numbers, and symbols.</p>	 <p><a href="#">Adverbs</a></p> <p><a href="#">Conjunctions</a></p>   <p><a href="#">The comma</a></p>



# The Winchester School, Jebel Ali

## Family Learning Newsletter- Year 3 October 2024



### Text level



### Novel – The Penguin Who Wanted Fables

- The Lion and the Mouse
- The Boy Who Cried Wolf
- The Wind and the Sun
- The Town Mouse and the Country Mouse
- The Clever Monkey
- The Ant and the Grasshopper

### Composition

1. Compose a fable
2. Formulate a character description using physical and personality traits.

### **Instructional Text:**

Introduction to the Features of an Instructional text

Talk to your child about the different types of stories; short stories, folk tales, fairytales, fables and myths. **Allocate** a special time and place to read a fable together.

Talk about the personality traits of the main characters.

**Discuss** with your child about the differences in personality traits. Guide your child to create a link from the plot to the moral of the fable.

**Tell** your child that an instruction text is a piece of non-fiction text that gives instructions on how to complete a task.

**Engage** your child in following instructions and then revisit the steps of instructions. Example – the instructions in a recipe book or the instructions we follow when walking in the park.

[How to use possessive apostrophes - BBC Bitesize](#)

**Listen to the fables in the links below**

[English KS1/KS2: Aesop's Fables - 1. The Hare and the Tortoise - BBC Teach](#)

[English KS1/KS2: Aesop's Fables - 3. The Fox and the Crow - BBC Teach](#)

[English KS1/KS2: Aesop's Fables - 8. The Fox and the Grapes - BBC Teach](#)


[English KS1/KS2: Aesop's Fables - 13. The Ant and the Grasshopper - BBC Teach](#)








# The Winchester School, Jebel Ali

## Family Learning Newsletter- Year 3 October 2024





	<p><b>Moral Education:</b> To put our self in another person’s shoes. To show compassion towards our self and others.</p>	<p><b>Encourage</b> your child to put himself/herself in <b>another person’s shoes which</b> involves perceiving a situation from someone else’s point of view, imagining what they might want and how they might feel. Sliding into someone else’s shoes helps your child understand another person’s motives and emotions.</p>	
<p><b>Mathematics</b></p> <p><b>Number- Addition and Subtraction</b></p>	<p><b>Addition and Subtraction</b></p> <ul style="list-style-type: none"> <li>To add and subtract two digit and three-digit numbers.</li> <li>To attempt one step and two step word problems. (both operations)</li> </ul> <p><b>Inverse Operation (Addition and Subtraction)</b></p> <ul style="list-style-type: none"> <li>To recognize and use inverse relationship between addition and subtraction and use this to check calculations.</li> </ul>	<p><b>Talk</b> to your child about subtracting numbers mentally. E.g. <math>500-200= 300</math> and <math>356-100= 256</math></p> <p><b>Share</b> with your child how word problems help understanding in real life context. e.g.</p> <p>Amy likes fruit salad. She goes to the shops and buys 12 bananas, 13 apples and 27 oranges. Her team mate, Kate buys 13 bananas, 10 apples and 15 oranges. How many pieces of fruit did they buy in total?</p> <p>I bought a pack of 80 sweets and shared them equally between my friend and sister. How many sweets did each get?</p> <p><b>Challenge</b> your kids with such real-life situations:</p> <div style="border: 1px solid black; padding: 10px; margin: 10px 0;"> <p>Can you work these calculations out?</p> <p>There are 726 members of the football club.</p> <p>48 are chosen to play in this week’s games.</p> <p>How many players are left?</p>  </div>	<p><a href="https://www.turtlediary.com/game/three-digit-subtraction-without-regrouping.html">https://www.turtlediary.com/game/three-digit-subtraction-without-regrouping.html</a></p>  <p><b>Brain Workout- Subtraction</b></p> <p>Luke has 58 marbles. Jade has half as many marbles as Luke. How many marbles had Jade got?</p> 



# The Winchester School, Jebel Ali


## Family Learning Newsletter- Year 3 October 2024



Use RUCSAC to solve word problems:


- R** Read *Read the question carefully*
- U** Underline *Underline the keywords and numbers*
- C** Choose *Choose the correct operation(s) and a mental or written method of calculation.*
- S** Solve *Solve it! Make sure you follow the steps.*
- A** Answer *Check that you've answered the question. What did you need to find out in the first place?*
- C** Check *Check your answer. Use another method or checking technique (was it close to your estimate?)*

**Measurement – Money**  
To add and subtract amounts of money to give change, using both £ and p in practical contexts.




Talk about why we need money in our daily life. Let your child compare the cost of some items in different shops like clothes and shoes.  
**Ask** questions like which you will prefer? Why? How will you find the cost difference?

Play board games which includes money.



**Challenge –**

1. I buy a Twix for 56p and 2 mars bars that cost 49p each. How much change will I get if I pay with a five-pound note?
2. Jamie buys a twirl for 35p and a double decker for 40p and a galaxy for 70p. How much money did he spend altogether?



**Word Problems- Mixed**

◀ Elijah's basketball team scored 87 points in their game today. They scored 52 points in their last game. How many more points did they score this time?

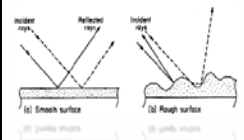
Answer:  points

[Addition and subtraction word problem](https://www.bbc.co.uk/bitesize/articles/zy34r2p#zdtddp3)

**Reflection of Light**

<https://www.bbc.co.uk/bitesize/articles/zy34r2p#zdtddp3>

**Science**



**Light and Shadow – Reflection of Light**


- To observe that light is reflected from surfaces that can reflect light.

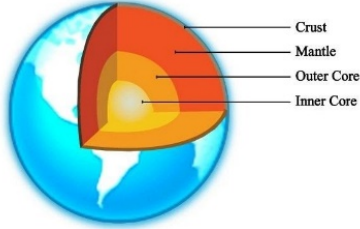
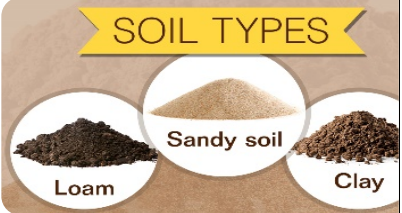
**Share** the knowledge that the position of the shadow is influenced by the position of light. The shadow at mid-day is small because the position of the sun is over head. Also explain to your child how light reflects when pointed at an even surface and an uneven surface.



# The Winchester School, Jebel Ali

## Family Learning Newsletter- Year 3 October 2024




	<p><b><u>Rocks and Soil</u></b></p> <ul style="list-style-type: none"> <li>• To describe how the earth's surface is made up of different layers.</li> <li>• To describe how soils are made from rocks and organic matter.</li> <li>• To explore the different types of soil based on their functions and similarities.</li> </ul>	 <p>Go on a tour of your local area – Park, garden or building compound.</p> <p><b>Discuss</b> with your child the different types of soil and the different layers of soil.</p>	<p><b><u>Rocks and Soil</u></b></p> <p><a href="https://www.bbc.co.uk/bitesize/articles/zgqkcmn#zmnqgfr">https://www.bbc.co.uk/bitesize/articles/zgqkcmn#zmnqgfr</a></p> 
<p><b>Humanities</b></p> <p><b>Stone Age- Skara Brae</b></p>	<p>To explore what was found at Skara Brae.</p> <p><b>Key vocabulary:</b> Skara Brae, prehistoric, dwelling, inhabited, extraordinary, clumps, magnitude, artefacts, Neolithic, Stonehenge, excavations, archaeological, livestock</p>	<p><b>Talk</b> to your child about the artefacts found in Skara Brae and how they show that the people in the Stone Age were beginning to change how they lived.</p> <p><b>Share</b> with your child pictures and information about Skara Brae and its importance.</p> <p><b>Encourage</b> your child to read about Skara Brae and how it was discovered.</p>	<p><a href="#">Stone Age- Skara Brae</a></p>



# The Winchester School, Jebel Ali

## Family Learning Newsletter- Year 3 October 2024



<p><b>UAE Social Studies</b> <b>Life by the sea</b></p>	<p>To explore life by the sea.</p> <p><b>Key vocabulary:</b> trap, fisherman, bait</p>	<p><b>Talk</b> about the importance of the seas and oceans around the UAE.</p> <p><b>Share</b> information about the lives of the fishermen and pearl divers of the UAE, the tools they used and the purpose of each.</p> <p><b>Encourage</b> your child to find out how pearls are created and the reason for them being valuable.</p>	<p><a href="#">Life by the sea</a></p>
<p><b>Life in coastal cities</b></p>	<p>To explore the importance of trade in the UAE in the past and the present.</p> <p><b>Key vocabulary:</b> merchants, trade, dhow, products, coastal, inland</p>	<p><b>Talk</b> about the products we can buy from a mall or centre around the UAE. Where did they come from and how?</p> <p><b>Encourage</b> your child to find out what merchants took from the UAE to sell in other countries and what they bought in other countries to sell in the UAE.</p>	<p><a href="#">Life in coastal cities</a></p>
<p><b>Arabic for Arabs</b></p>	<p><b>* ملك الحكايات *</b></p> <p>أن يحدد عناصر القصة أن يحلل عناصر القصة أن يفسر التلميذ المفردات الجديدة في القصة أن يقرأ التلميذ قراءة جهرية سليمة مراعياً التنغيم والضبط السليم أن يجيب التلميذ عن أسئلة تظهر فهمه للفكر الرئيسة والفكر الفرعية مستعيناً بالنص. أن يحدد التلميذ عناصر القصة أن يقرأ قراءة جهرية سليمة مراعياً التنغيم والضبط السليم أن يجيب عن أسئلة تظهر فهمه للفكر الرئيسة والفرعية. أن يجمع كلمات من محيط لغوي واحد موضحاً الفرق في دلالاتها</p>	<p>يستطيع السيد ولي الأمر أن يساعد التلميذ عن طريق حث التلميذ على استخدام الكلمات الجديدة في تعبيراته داخل المنزل "مساعدة التلميذ على القراءة السليمة لقصة " ملك الحكايات مساعدة التلميذ في الربط بين خبراته ومعلوماته السابقة وبين ما يتعرفه من معلومات جديد مساعدة التلميذ في كيفية جمع كلمات من المحيط الذي حوله وتوظيفها في سياقات جديدة تدريب الطالب على إلقاء القصيدة إلقاءً صحيحاً مع تمثيل المعنى في نبرات الصوت مساعدة الطالب على كتابة جمل جديدة تحوي أسلوب التعجب حث التلميذ على معاونة الغير. يمكن لولي الأمر الدخول من خلال الرابط المرفق لموقع قناة اللغة العربية والتربية الإسلامية الخاص بمدرسة ونشستر ومتابعة التسجيلات الخاصة بالدروس ومشاركتها مع التلميذ وتدوين ما تعلمه في دفتره المدرسي</p>	<p><a href="#">قناة اللغة العربية والتربية الإسلامية بمدرسة ونشستر</a></p>



# The Winchester School, Jebel Ali

## Family Learning Newsletter- Year 3 October 2024




	<p>(وتبقى نبضة الحب ) شعر</p> <p>أن يوظف التلميذ المفردات الجديدة في النص في سياقات جديدة أن يطرح التلميذ أسئلة عن الفكرة - الرئيسية والفكر الفرعية في نصوص شعرية مبدئياً رأيه في المضمون أن يحدد التلميذ بعض الجماليات في النص</p> <p><b>أسلوب التعجب</b></p> <p>أن يكون جمل أسلوب تعجب (( ما – أفعل- الاسم – علامة التعجب ) محاكياً النمط -أن ينشئ جملاً فعلية بسيطة .</p>		
<b>Arabic for Non-Arabs</b>	<p><u>IN THE SCHOOL</u></p> <ul style="list-style-type: none"><li>• To express opinions about the school.</li><li>• To create sentences about the school.</li><li>• To compare our school with another school.</li><li>• To create a sign (banner) about the school.</li></ul> <p><u>THE CANTEEN</u></p> <ul style="list-style-type: none"><li>• To create sentences about the canteen.</li><li>• To compare healthy food and unhealthy food.</li><li>• To create a short paragraph about food.</li><li>• To create a sign (banner) about food.</li></ul>	<ul style="list-style-type: none"><li>• In every new lesson, we provide new words with their meanings.</li><li>• Help your child memorize these words and use them in sentences on their own.</li><li>• Ask your child to draw things they see at school.</li><li>• Ask your child to draw things they see in the canteen.</li><li>• Talk to your child about healthy and unhealthy food.</li><li>• Go through the links on the Arabic YouTube channel to help your child learn more about the topic at home.</li></ul>	<p><u>Arabic and Islamic YouTube Channel</u></p>



# The Winchester School, Jebel Ali

## Family Learning Newsletter- Year 3 October 2024




<p><b>Islamic for Arabs</b></p>	<p>شروط الصلاة ومبطلاتها</p> <p>أن يستنتج شروط الصلاة أن يدلل على أهمية الصلاة من القرآن والسنة أن يبين مبطلات الصلاة</p> <p><b>نزول الوحي على النبي</b></p> <p>أن يبين قصة نزول الوحي على النبي أن يستنتج الأوائل في الإسلام أن يدلل على فضل قراءة القرآن الكريم</p> <p>الآذان والإقامة أن يقارن بين الآذان والإقامة أن يردد صيغة الآذان والإقامة بطريقة صحيحة أن يتعرف الدعاء بعد الآذان</p>	<p>مساعدة التلميذ في معرفة بعض شروط الصلاة الصحيحة مساعدة التلميذ في تصميم مخطط ذهني عن شروط الصلاة ومبطلاتها حث التلميذ على الإلتزام بشروط الصلاة الصحيحة توفير فيديوهات تعليمية عن قصة نزول الوحي مساعدة التلميذ في معرفة الأوائل في الإسلام مساعدة التلميذ في معرفة فضل قراءة القرآن الكريم مساعدة التلميذ في معرفة الدعاء الذي يقال بعد الآذان مساعدة التلميذ في معرفة كيفية ممارسة الآذان في حياته</p>	<p><a href="#">قناة اللغة العربية والتربية الإسلامية بمدرسة ونشستر</a></p>
<p><b>Islamic for Non-Arabs</b></p>	<p><b>Divine revelation (Surat Al-Alaq)</b></p> <p>To conclude the importance of knowledge in light of the verses. To understand the over-all meaning of the Surah.</p> <p><b>Biography (The beginning of the revelation)</b></p> <ul style="list-style-type: none"><li>To investigate the story of the revelation of the Holy Qur'an.</li><li>To illustrate the nature of revelation.</li></ul> <p><b>Islamic values (Honouring parents)</b></p> <ul style="list-style-type: none"><li>To explain the grace and favour of having parents and</li></ul>	<p>Encourage your child to memorize Surat Al-Alaq.</p> <p>Allow your child to watch the story of the revelation.</p> <p>Share real-life examples of honouring parents with your child.</p> <ul style="list-style-type: none"><li>Go through the links on the Arabic YouTube channel to help your child learn more about the topic at home.</li></ul>	<p><a href="#">Winchester school YouTube Channel</a></p>



# The Winchester School, Jebel Ali

## Family Learning Newsletter- Year 3 October 2024




	<p>the reward in honouring them.</p> <ul style="list-style-type: none"> <li>To conclude different ways to show respect to parents</li> </ul>		
<p><b>Physical Education</b></p> <p><u>First Week:</u></p> <p><u>Second Week</u></p> <p><u>Third week</u></p> <p><u>Fourth Week</u></p>	<p><u>Dribble with walk, stop and shoot.</u> Students will learn to develop the range and consistency of a layup shot.</p> <p><b>Fitness Test</b> Assess physical fitness abilities in endurance, flexibility, coordination, strength, balance etc.</p> <p><b>Sports day Practice</b> To improve speed, agility and balance.</p> <p><b>Sports day Practice</b> To improve speed, agility and balance.</p>	<p>Talk and Encourage the children to do the following:</p> <p>Encourage your child to follow the rules and regulations of the game.</p> <p>Guide your child to follow the links for the skills and rules.</p> <p>Encourage your child to follow the rules and regulations of the game.</p>	<p><a href="#">Increase Shooting POWER &amp; ACCURACY In Your Jumpshot! 🏀.mp4</a></p> <p><a href="#">Fitness Test.mp4</a></p> <p><a href="#">Hurdle Race LKG group .. Annual sports 2023-24..@juniorfoundationacademy.mp4</a></p> <p><a href="#">What Is Perfect Running Form Run Technique Tips For All Runners.mp4</a></p> <p><a href="#">Track and Field - How to Finish the Race - Coach Harvey Glance.mp4</a></p>



# The Winchester School, Jebel Ali

## Family Learning Newsletter- Year 3 October 2024



<b>Information and Communications Technology</b>  <b>Turtle Logo Programming</b>	To create programs in Turtle Logo programming language.	Logical thinking and problem-solving skills. <b>Encourage</b> your child to explore the different commands given to the turtle in 'Turtle programming' and to create programs to draw shapes.  <b>Activity:</b> Guide your child to create a Turtle Logo program to draw a square.	<a href="https://turtleacademy.com/lessons/1">https://turtleacademy.com/lessons/1</a>  <a href="https://www.turtleacademy.com/lessons/12">https://www.turtleacademy.com/lessons/12</a>  <a href="https://www.transum.org/Software/Logo/">https://www.transum.org/Software/Logo/</a>
<b>Music</b> Mr. Kiko	<ul style="list-style-type: none"><li>Enhancing children's confidence and musicality through action songs and rhyming chants.</li><li>Reading notes</li></ul>	<b>Encourage</b> your child to sing action songs at home. <b>Ask</b> your child to perform the songs they learned in school. <b>Help</b> your child choose other songs they know and let them invent their own singing actions.	<a href="#">Kinds of Notes (Year 03).mp4</a>
<b>Music</b> Mr. Sunil	Learning to play "Mary Had a Little Lamb" on the recorder.	<b>Allow</b> your child to practice at home, even if there are squeaks. Be an audience, but also check if your child is holding the recorder properly.	
<b>Music</b> Mr. Joyson	<ul style="list-style-type: none"><li>Enhancing a child's confidence and musicality through beginner-level music rhythm reading.</li><li>Exploring the relationship between quarter and eighth notes in 4/4 time.</li></ul>	<b>Help</b> the child understand music note values and clap along with the notes.  <b>Encourage</b> the child to perform using any percussion instrument, such as maracas, tambourine, or recorder.	
<b>Moral Education</b>	<b>How Can we Work Together?</b> To recognize that we are all different and why this is to be welcomed and respected.	<b>Speak</b> to your child and engage him/her through different stories of respect and the importance of valuing others in real life. <b>Engage</b> with your child in family team building exercises or games.	<b>Story – Working Together</b> 