




The Winchester School

Family Learning Newsletter -Year 6, October 2024



Area of Learning	Focus	Home activities/How can you help your child at home	Useful websites
Literacy	<p>Spellings:</p> <p>Learning Objective:</p> <p>To explore the words ending in –ant, –ance/–ancy, –ent, –ence/–ency</p> <p>Grammar:</p> <p>Active and Passive voice</p> <p>Learning Objective:</p> <p>To distinguish between active and passive voice in sentences.</p> <p>To understand when and why to use active or passive voice in writing.</p> <p>To demonstrate understanding by choosing the appropriate voice to</p>	<p>The endings such as –ant, –ance/– often help students identify word families, where words are related in meaning but differ in their form. For instance, "assist," "assistant," and "assistance" are all related but serve different grammatical roles. Understanding word families can make it easier for students to expand their vocabulary and use words appropriately in different contexts.</p> <p>Examples: important, importance, different, difference</p> <p>Talk and Encourage the children to do the following:</p> <p>Talk to your child about verbs in English they can either be in active voice or passive voice. When a verb is active, the subject is doing the action. When a verb is passive, the subject is acted on.</p> <p>Discuss how to change the sentences with a few examples</p> <p>Active: The cat eats the food. (The cat is doing the action of eating.)</p>	<p>https://quizlet.com/68743507/words-ending-in-ance-ancy-ant-ence-ency-ent-flash-cards/</p> <p>Active and passive voice</p>



The Winchester School

Family Learning Newsletter -Year 6, October 2024




	<p>achieve a particular effect in their writing.</p> <p>Text Level: To explore newspapers and tabloids articles effectively to engage students with real-world examples while developing their writing skills.</p> <p>Skills Based Learning: Writing Their Own News Article-</p> <p>Classroom Activities:</p> <p>Text Analysis: Students will learn how to critically analyze news articles, understanding their structure, tone, purpose, and key elements.</p> <p>Collaborative work: Students will read the articles and share their first impressions—What caught their attention? What is the main story? Were they able to identify</p>	<p>Passive: The food is eaten (by the cat). (The food is the thing being acted on.)</p> <p>Share you can explain and share with them how to change sentences from active to passive with a few examples:</p> <p>Active: "The cat eats the food." (The cat is performing the action of eating.)</p> <p>Passive: "The food is eaten (by the cat)." (The food is receiving the action.)</p> <p>Encourage your child to find more examples in a text and practice converting sentences. Take a short story or a paragraph from a book they enjoy. Ask them to identify the active sentences and rewrite them in the passive voice. For example, if they like a story about animals, find a passage and transform it.</p> <p>Explore the articles and share their first impressions— Examine the headline and discuss its effectiveness What caught their attention? What is the main story?</p> <p>Discuss whether the lead paragraph effectively presents the most critical information. Does it make the reader want to continue? Compare the headlines of different articles on similar topics from a newspaper and a tabloid.</p>	<p>https://learnenglish.britishcouncil.org/grammar/english-grammar-reference/active-passive-voice</p> <table border="1" data-bbox="1598 505 2018 868"> <thead> <tr> <th data-bbox="1598 505 1803 565">ACTIVE VOICE</th> <th data-bbox="1803 505 2018 565">PASSIVE VOICE <small>www.VocabularyPoint.Com</small></th> </tr> </thead> <tbody> <tr> <td data-bbox="1598 565 1803 613">The police arrested the suspect.</td> <td data-bbox="1803 565 2018 613">The suspect was arrested by the police.</td> </tr> <tr> <td data-bbox="1598 613 1803 662">The judge sentenced the criminal.</td> <td data-bbox="1803 613 2018 662">The criminal was sentenced by the judge.</td> </tr> <tr> <td data-bbox="1598 662 1803 711">The artist painted the picture.</td> <td data-bbox="1803 662 2018 711">The picture was painted by the artist.</td> </tr> <tr> <td data-bbox="1598 711 1803 760">The designer created the website.</td> <td data-bbox="1803 711 2018 760">The website was created by the designer.</td> </tr> <tr> <td data-bbox="1598 760 1803 808">The writer published the book.</td> <td data-bbox="1803 760 2018 808">The book was published by the writer.</td> </tr> <tr> <td data-bbox="1598 808 1803 868">The scientist discovered the cure.</td> <td data-bbox="1803 808 2018 868">The cure was discovered by the scientist.</td> </tr> </tbody> </table>	ACTIVE VOICE	PASSIVE VOICE <small>www.VocabularyPoint.Com</small>	The police arrested the suspect.	The suspect was arrested by the police.	The judge sentenced the criminal.	The criminal was sentenced by the judge.	The artist painted the picture.	The picture was painted by the artist.	The designer created the website.	The website was created by the designer.	The writer published the book.	The book was published by the writer.	The scientist discovered the cure.	The cure was discovered by the scientist.
ACTIVE VOICE	PASSIVE VOICE <small>www.VocabularyPoint.Com</small>																
The police arrested the suspect.	The suspect was arrested by the police.																
The judge sentenced the criminal.	The criminal was sentenced by the judge.																
The artist painted the picture.	The picture was painted by the artist.																
The designer created the website.	The website was created by the designer.																
The writer published the book.	The book was published by the writer.																
The scientist discovered the cure.	The cure was discovered by the scientist.																



The Winchester School

Family Learning Newsletter -Year 6, October 2024



the “5 Ws and 1 H” (Who, What, When, Where, Why, and How).

Discuss the differences in tone, word choice, and style. **Encourage** to create articles, take or draw pictures, and design the layout. Guide them through drafting their headline, lead, and body of the article. Encourage them to use facts and be concise. **Share** examples of newspaper tabloids with your child it will provide them with a real-world perspective on different types of journalism and help them understand various writing styles.



[Writing newspaper articles](#)

<https://schools.firstnews.co.uk/articles/non-fiction/features-of-a-newspaper-report-ks2/>

Outline 3: News Report

NEWS REPORT

Largest Bony Fish on Record Found in Azores Islands, Portugal

Boaters and fishermen reported a colossal carcass of a dead fish floating in the waters near Faia Island, a part of the Azores Archipelago.



Researchers have responded to the call and when they reached the area, they identified the carcass to be of a bump-head sunfish.

Dr. David Torres together with Mr. Rodrigo Peri, one of the fishermen that found the 6,000 pound sunfish carcass in Azores Islands, Portugal last December 2, 2019.


The community of Faia islands helped in removing the carcass out of the water. According to Dr. David Torres, head of the research team, the carcass weighed about 6,000 pounds, it's approximately 800 pounds heavier than the last recorded heaviest bony fish.

"We thought it was a whale carcass, so we were on alert that there might be a huge predator around us" remarked Mr. Peri.

| By Pedro Alcorn



The Winchester School



Family Learning Newsletter -Year 6, October 2024

Numeracy

To solve addition and subtraction problems pertaining to real life.

To identify common factors, common multiples and prime numbers.

Prime vs. Composite Numbers

Prime have only 2 factors (1 and itself) 2,3,5,7,11	Composite have more than 2 factors 4,6,8,9,12,14
--	--

0 and 1 are neither

To multiply multi-digit numbers up to 4 digits by a two-digit whole number using the formal written method of long multiplication.

Talk to your child about the usefulness of the concept of addition and subtraction in real life. For e.g. household budgeting, cooking and baking, travel planning etc.

Encourage your child to help you in shopping and add up the cost of the purchases, reminding your child to line up the digits correctly.

Challenge with budgeting

If the purchase is under budget, ask to find the difference. If it is over budget, ask to subtract item(s) until the budget is achieved.

Talk to your child about the usefulness of the concept of multiples and factors in real life. For e.g. event planning and scheduling, packaging, music and rhythm.

Encourage your child to utilize the available time by playing factorization hangman game. Write the composite number in the square. Now let child choose a prime number listed alongside. If the prime number is the factor of the composite number, put below the square to extend the tree. If not draw the body (then arms legs)

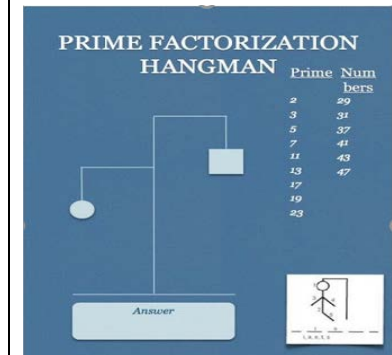
Challenge with Factor Matching Game

Provide a set of cards with numbers on one side and possible factors on the other. Students must match each number with its correct factor pair(s). For example, a card with 36 on one side might have 2, 3, 6, 9, 12, and 18 on the other.

[Subtraction Online Math Games](#)

[Addition Games](#)

[Prime Pairs game](#)





The Winchester School

Family Learning Newsletter -Year 6, October 2024



Add a time limit to the matching game or include numbers with multiple factor pairs to increase complexity.

ACTIVITY

Grid method

$$457 \times 36$$

30	12 000	1500	210
6	2400	300	42

$$13\ 710 + 2742 = 16\ 452$$

Formal written method

$$\begin{array}{r} 4\ 5\ 7 \\ \times\ 3\ 6 \\ \hline 1\ 3\ 7\ 2\ 1\ 0 \\ 2\ 7\ 4\ 2 \\ \hline 1\ 6\ 4\ 5\ 2 \\ 1 \end{array}$$

What to do

- One person chooses three cards to make a 3-digit number and two cards for a 2-digit number.
- Write out the multiplication carefully and execute it as show in the example above.
- Second person checks the answer with calculator.
- Change roles and repeat.
- Score 1 point for each odd number in the answer and 2 points for each even number in the answer.
- Continue for 10 minutes.
- The winner is the person with the higher score.

You will need:

- 1–9 cards

Variation

- Choose four cards to make a 4-digit number and multiply by TO as before.

Challenge with Pattern Recognition

Identify the pattern: 3×1 , 3×2 , 3×3 , ..., 3×10 . What is the 15th term in this pattern?

What is the sum of all the terms from 3×1 to 3×20 ?

Game Links:

[Multiplication Games](#)

[Multiplication](#)



The Winchester School

Family Learning Newsletter -Year 6, October 2024



Science- Variation

To explore variation in characteristics in living organisms.



To describe how animals are adapted to suit their environment in different ways

Talk: Talk to your child that variation is not just about people; it's everywhere in nature. variation means differences or variations among living things. Encourage empathy and understanding by teaching children to appreciate and respect the differences in others. Explain that diversity, or having many different kinds of people, animals, and plants, makes our world interesting and beautiful.

Share: Share the facts about Variation. If You must have read an article or heard anywhere about that animals of the same species can look different, and even plants from the same type of plant can vary in size and shape.

Explain: That variation can be caused by both inherited traits (what we get from our parents) and environmental factors (things that happen to us or around us)















Research: Ask your child to research on Variation in Plants

Talk: Talk to the children that why adaptation is important for survival, such as finding food, avoiding predators, and coping with climate change.

Start by explaining what adaptation means—how animals have developed special traits and behaviors over many generations to survive in their specific environments.

<https://www.bbc.co.uk/bitesize/topics/zpffr82/articles/z6s26yc>

Characters in pea plant with contrasting traits

	Flower colour	Seed shape	Seed colour	Pod colour	Pod shape	Plant height	Flower position
DOMINANT	 Purple	 Round	 Yellow	 Green	 Inflated	 Tall	 Axial
RECESSIVE	 White	 Wrinkled	 Green	 Yellow	 Constricted	 Short	 Terminal

<https://www.slideshare.net/slideshow/adaptations-primary-6pptx/252755761#8>



The Winchester School




Family Learning Newsletter -Year 6, October 2024

		<p>Share: Share facts about adaptations. Share outdoor experiences like nature walks and hikes. These outings offer opportunities to observe wildlife and discuss adaptations and diversity in the natural world.</p> <p>Encourage: Internet is the powerful search engine. Please allow your child to spend few minutes on doing research using the websites given for adaptations in living beings.</p>	
<p>Arabic for Arabs</p>		<p>قصة حلم وجهل مساعدة التلميذ في البحث عن لغويات النص بالمعجم على الإنترنت مساعدة التلميذ في كتابة ملخص للقصة بالمنزل. مساعدة التلميذ في تحديد التلميذ الفكرة الرئيسة والأفكار الداعمة تحديد التلميذ الفكرة و حفظ مفردات الدرس وتوظيفها في السامات الداخلية والسمات الخارجية لشخصيات القصة لغوية جديدة أن يحلل التلميذ عناصر القصة مساعدة التلميذ في البحث عن لغويات النص بالمعجم على الإنترنت مساعدة التلميذ في تحديد الأساليب المجازية في القصة أن يحدد التلميذ علاقات التضاد والترادف بين مساعدة التلميذ في قراءة القصة وتحديد العناصر الرئيسة والكلمات القصة أن يقترح التلميذ التلميذ نهاية جديدة للقصة مساعدة التلميذ في كتابة كلمات بها همزة متطرفة على واو سبب كتابتها على الواو أن يكتب التلميذ كلمات بها همزة متطرفة على واو تدريبه على إعراب وتوظيف الجمل ذات الأغراض المختلفة في كتابته الإبداعية مع الضبط وفقا لقواعد النحو مواضع كتابة الهمزة المتطرفة على واو الجمل وأغراضها أن يميز التلميذ بين أغراض الجملة</p>	<p>الهمزة المتطرفة</p> <p>الجملة والتركيب</p> <p>أنواع الجمل حسب أغراضها 1</p> <p>أنواع الجمل حسب أغراضها 2</p>



The Winchester School




Family Learning Newsletter -Year 6, October 2024

	<p>يمكن لولي الأمر الدخول من خلال الرابط المرفق لشرح الدروس ووظف التلميذ الجمل المختلفة الأغراض ومشاركتها مع التلميذ وتدوين ما تعلمه في دفتره المدرسي فكتاباته الإبداعية مع الضبط وفقا لقواعد النحو</p> <p>مساعدة التلميذ في كتابة سيرة ذاتية .</p> <p>كتابة السيرة الذاتية عناصر كتابة السيرة الغيرية - أن يكتب التلميذ سيرة غيرية لشخصية - يختارها مراعيًا العناصر والمعايير</p>		
Arabic for Non- Arabs	<p>الهوايات (Hobbies and Sports (والرياضات)</p> <p>To describe hobbies and sports using exclamatory style.</p> <p>To compare between different sports and hobbies.</p> <p>To create a dialogue on hobbies and sports.</p> <p>To describe the sports and hobbies in a paragraph.</p> <p>To express his/her opinion in hobbies and sports.</p> <p>To analyze a text about the hobbies and sports.</p>	<p>Help your child to memorize his/her new vocabulary from the vocabulary list.</p> <p>Go through the new adjectives sent every week.</p> <p>Encourage children to use these words in sentences or paragraph of their own.</p> <p>Encourage children to use new grammar in their writing.</p> <p>Ask your child to speak about his /her hobbies.</p> <p>Talk to your child about the importance of sports</p> <p>Go through the links on the Arabic and Islamic YouTube channel so that you can help your child learn more at home about the topic.</p>	<p>Arabic and Islamic YouTube Channel</p>



The Winchester School



Family Learning Newsletter -Year 6, October 2024

<p>Islamic for Arabs</p>	<p>الإمارات في خدمة العالم الإسلامي أن يحلل المعنى الإجمالي للحديث الشريف أن يبين كيفية مساعدة الامارات للدول الأخرى أن يدلل على أهمية التعاون من القرآن والسنة التطوع عبادة وانتماء أن يحدد مجالات التطوع أن يبين أهمية التطوع أن يدلل على أهمية التطوع من القرآن والسنة أحكام التجويد (حكم القلقله) أن يعدد أنواع القلقله أن يدلل على أحكام القلقله من القرآن أن يبين فوائد أحكام التجويد</p>	<p>مساعدة التلميذ في معرفة المعنى الإجمالي للحديث الشريف مساعدة التلميذ في البحث عن أدلة من القرآن والسنة عن التعاون مساعدة التلميذ في المحافظة على رصيد حسناته من خلال الأعمال الصالحة تصميم مخطط ذهني عن مجالات التطوع مساعدة التلميذ في معرفة أهمية التطوع مساعدة التلميذ في معرفة بعض الأدلة على التطوع من القرآن والسنة مساعدة التلميذ في معرفة أنواع القلقله .. مساعدة التلميذ في معرفة فوائد الإلتزام بأحكام التجويد</p>	<p>الإمارات في خدمة العالم الإسلامي التطوع عبادة وانتماء حكم القلقله (104) The Winchester School - Jebel Ali Arabic & Islamic - YouTube</p>
<p>Islamic for Non- Arabs</p>	<p>Divine revelation (Suratu as-Sajdah) To explain the overall meaning of the verses 1-12 from Surat as Sajdah. To clarify the evidence of the oneness of Allah, glory be to Him. Islamic Manners (Mosque Manners)</p>	<p>Please encourage your child to read Suratu as-Sajdah applying Tajweed rules. Help your child to recognize the Masjed manners. Pick to your child some real situations of respecting human soul.</p>	<p>Arabic and Islamic YouTube Channel</p>



The Winchester School

Family Learning Newsletter -Year 6, October 2024




	<p>To explain the status of mosque in Islam. to infer the Mosque manners. Noble Hadith (Sanctity of the Muslim) To explain the overall meaning of the noble hadith. To explain the status of human soul in Islam.</p>	<p>Go through the links on the Arabic and Islamic YouTube channel so that you can help your child learn more at home about the topic.</p>	
<p>Humanities</p> <p>History</p> <p><u>Ancient Egypt: Life in ancient Egypt</u></p> <p>Geography</p>	<p>To explore what was important to people during ancient Egyptian times.</p> <p><u>Vocabulary:</u> ancient, Egypt, Egyptian, civilisation, evidence, essential, crops, silt, fertilized, canals, irrigation, flax, papyrus, replenish</p> <p>To explore the geographical terminology to describe the location of a range of places across South America.</p> <p><u>Vocabulary:</u></p>	<p>Talk with your child about the different occupations people had during ancient Egyptian times.</p> <p>Share with your child why the River Nile was so important to everyday life in Egypt.</p> <p>Encourage your child to compare ancient Egypt to other civilisations in the world at the same time.</p> <p>Talk with your child on how to use atlases, information books and the internet to explain the geographical location of different places in South America.</p> <p>Share with your child why different places have different physical features.</p>	<p>Life in Ancient Egypt.pdf</p> <p>South America- Location.pdf</p>



The Winchester School

Family Learning Newsletter -Year 6, October 2024










<p>South America: Location</p> <p>South America: Weather and Climate</p>	<p>latitude, longitude, Equator, Northern Hemisphere, Southern Hemisphere, Tropic of Cancer, Tropic of Capricorn, Arctic Circle, Antarctic Circle, Prime/Greenwich Meridian, time zone</p> <p>To explore the climates and biomes of different regions across South America.</p> <p><u>Vocabulary:</u></p> <p>climate zone, climate, polar, Antarctic, temperate, tropical, subtropical, latitude, Koppen system</p>	<p>Encourage your child to compare and contrast the geographical locations and key features of cities in South America.</p> <p>Talk to your child about the difference between weather and climate.</p> <p>Encourage your child to research the climate, biome and likely weather conditions of an area of South America.</p>	<p>Weather and Climate.pdf</p>
<p>UAE Social Studies</p>	<p>Mesopotamia and Agriculture</p> <p>To explore the Sumerian civilization and the development of agriculture.</p> <p>Key vocabulary:</p> <p>soil, Sumerian Civilization, Indus Valley Civilization, agriculture,</p>	<p>Talk to your child about the Sumerian Civilization and why they settled in Mesopotamia.</p> <p>Share with your child how the Sumerians first started using plants and animals in agriculture and farming.</p> <p>Talk about the domestication of animals and its benefits.</p> <p>Encourage your child to draw the Euphrates and Tigris Rivers and the Fertile Crescent on a map.</p>	<p>Mesopotamia</p>



The Winchester School

Family Learning Newsletter -Year 6, October 2024



	<p>domestication, plough, adapt, Euphrates, Tigris, Fertile Crescent,</p>	<p>Encourage your child to explore facts about the Sumerian and Indus Valley Civilizations.</p>	
<p>French</p>	<p><u>Unit 2:Vive le sport</u></p> <p>To identify different sports in French.</p> <p>To express a range of opinion about sports and to give reasons for preferences.</p>	<p> Talk</p> <p>About different sports, hobbies and opinions.</p> <p> Encourage</p> <p>Your child to find the new vocabulary and to create their own dictionary.</p> <p>Help your child to use these words to create their own sentences.</p> <p>Share </p> <p>Create a presentation or poster about different sports, your favorite sport and why you like it.</p> <p> ASK</p>	<p></p> <p><u><i>Topic: Vive le sport</i></u></p> <p>https://www.youtube.com/watch?v=pnmoexHphZ0</p> <p>https://www.youtube.com/watch?v=dz9PcuqVFBY&t=207s</p> <p>https://www.youtube.com/watch?v=D75cFwOBofQ</p> <p></p> <p>https://quizlet.com/37808753/learn</p> <p>https://quizlet.com/37808753/match</p>



The Winchester School

Family Learning Newsletter -Year 6, October 2024



		<p>Students to keep exploring the links given.</p>	<p>https://quizlet.com/37808753/test</p> <p>https://quizlet.com/486080716/learn</p> <p>https://quizlet.com/486080716/test</p> <p>https://quizlet.com/486080716/match</p> <p>https://www.liveworksheets.com/gt498656in</p> <p><u>Listening and reading comprehension activities</u></p> <p>https://www.liveworksheets.com/ty2361724op</p>
<p>Physical Education</p> <p>Activity -1</p> <p>Activity - 2</p> <p>Activity - 3</p>	<p>Football – Team game</p> <p>Fitness test</p> <p>Sports day practice– events/activities</p>	<p><u>Talk and Encourage the children to do the following:</u></p> <p><u>Proper warm up</u> The Students will do the proper warm up and will do the skills/activities with basic rules.</p> <p>Follow the links for the skills and rules</p> <p><u>Cooldown</u></p>	<p><u>Useful sites/Links-</u></p> <p>Team game</p> <p>Fitness test</p> <p>Sports day events</p> <p>Shuttle Relay</p>



The Winchester School




Family Learning Newsletter -Year 6, October 2024

Activity - 4	Sports day practice– events/activities	After the game/practice students will do proper cooldown activity.	
Music Year06 (Kiko)	Improving children’s confidence and musicality through singing actions songs and chanting rhymes. Reading notes and rests	Encourage the child to sing action songs at home. Ask the child to perform the songs we learned in school. Help the child choose which other songs they know aside from the songs taught in school and let them invent their own singing actions. Encourage the child to watch the kinds of notes video.	https://www.timeout.com/new-york-kids/music/best-kids-songs Kinds of Notes and Rests.mp4
Music Year06 (Joyson)	Improving child’s confidence and musicality through music rhythm reading intermediate level. We take a look at dotted quarter notes, single eighth notes, and the eighth rest. We also get to see our beats split in half, adding a new challenge to our rhythm reading!	Let the child understand the music note value and clap with the notes. Ask the child to perform it with any percussion instrument like maracas, tambourine. Steady beat is represented by the boxes, and rhythms are represented as the notes inside the boxes. Counting the number of boxes each note uses is a great way to remember how many beats the note is worth.	
Music Year06 (Sunil)	To learn how to play the song “UAE national anthem” on recorder.	Let the child practice at home, even though there will be squeaking. Be an audience. But better also check if the child is holding the recorder properly.	



The Winchester School




Family Learning Newsletter -Year 6, October 2024

ICT	<p>TOPIC: Film Making</p> <p>Learning Objectives-</p> <p>To explore different features of film-making software</p> <p>To use appropriate software in order to complete tasks such as writing a script, researching information, filming and editing.</p> <p>To be able to use digital devices for recording (video camera or tablet), to work through pre- and post-production stages, planning good-quality interviews for a documentary and completing the process with use of video editing software such as Windows Movie Maker.</p>	<p>Talk to your child about general safety in using a computer and e-safety rules, particularly when accessing and searching the Internet.</p> <p>Encourage good posture when sitting at the computer.</p> <p>Interview Practice: Assist your child to practise some interviewing at home, role-play ideas, and recording or capturing in some way. This could involve video recording, audio recording, photographing or just planning written questions and making notes of answers. Even without any digital devices at home, children can list their top tips for interviewing or camera operating.</p> <p>Film Crew Roles: A research task to pay attention to the End Credits of a film or TV programme. Discuss with your child about some of the roles and think about what responsibilities they may have and which role they would be best at. This encourages them to understand and appreciate the wide number and variety of roles required in making film.</p>	<p>Wider Learning</p> <p>Film language and techniques - Moving Image Arts (CCEA) - BBC Bitesize</p>
------------	--	--	---



The Winchester School

Family Learning Newsletter -Year 6, October 2024



<p>Moral Education</p>	<p>Positive relationships</p> <p>To identify the key characteristics of healthy and positive relationships.</p> <p>To explain what constitutes a positive relationship in various contexts (e.g., family, friends, school, work).</p>	<p>Talk what a positive relationship looks like. Tell them about why having positive relationships is important for happiness, mental health, and personal growth.</p> <p>Encourage your child to Trust: Emphasize the importance of being able to trust others and being trustworthy.</p> <p>Respect: Talk about respecting others' feelings, opinions, and boundaries. Motivate your child to participate in group activities and team sports to practice social skills.</p> <p>Share on how to handle disagreements respectfully and constructively. Teach them to understand and share the feelings of others.</p> <p>Discuss with them on skills such as Active Listening: Teach them to listen attentively without interrupting. Expressing Feelings: Encourage them to talk about their feelings openly and respectfully.</p>	<p>The Peaceful</p>
-------------------------------	--	---	---------------------