







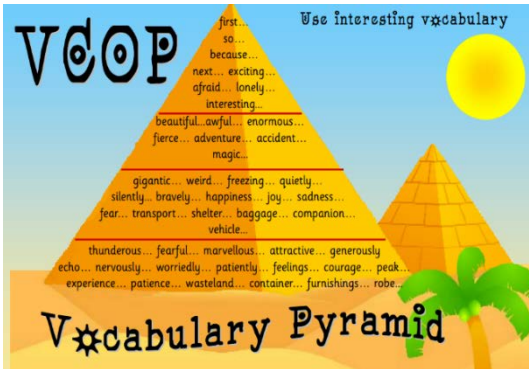


The Winchester School, Jebel Ali

Family Learning Newsletter (Year 3)- September 2024



Area of learning	Focus	Activities to help your child at home	Useful Websites/Resources
<p>English</p>	<p>Spellings:</p> <ul style="list-style-type: none"> • Root Words • Prefixes <p>Punctuation: To use capital letters in sentences.</p> <p>To use end stops such as full stops, question marks or exclamation marks to end sentences.</p> <p>Grammar:</p> <p>To use adjectives for description</p> <p>To define kinds of nouns</p> <p>To use pronouns to avoid repetition.</p> <p>To recognize the use of verbs in sentences.</p>	<p>Talk and encourage your child to do the following:</p> <p>Talk to your child about root words and the change in the meaning of the word when we add a prefix.</p> <p>Encourage your child to match the root word to the prefix and to tell the difference in meaning.</p> <p>Speak to your child and engage him/her to describe things around the house. Guide your child to use interesting vocabulary to describe the objects, a character or a scenery.</p> <p>Encourage your child to annotate the Common nouns and Proper nouns found on the page of a story book.</p> <p>Point out that pronouns avoid repetition.</p> <p>Discuss the use of verbs in sentences. Write a sentence without verbs and ask your child to fill in the doing word to complete the sentence.</p>	<p>Spelling Games</p>  <div style="display: flex; justify-content: space-around; align-items: flex-start;"> <div style="text-align: center;">  adjective crossword.docx </div> <div style="text-align: center;">  adjectives sept FLN.docx </div> </div> <div style="text-align: center; margin-top: 20px;">  tracking-character-tr aits.pdf </div> <div style="text-align: center; margin-top: 20px;">  Character-Description-Writing-Template.p </div>



TEXT LEVEL:

- **Novel:** The Penguin Who Wanted to Find Out
- **Reading Comprehension:** A Home for Grandfather
- **Composition:** Character sketch

Art Activities:

- Make a flip book (character description)
- Design a cover page.
- Make a story map

Allocate a special time and place to read a book together. Read a selection of stories with characters, incidents and settings familiar to your child.


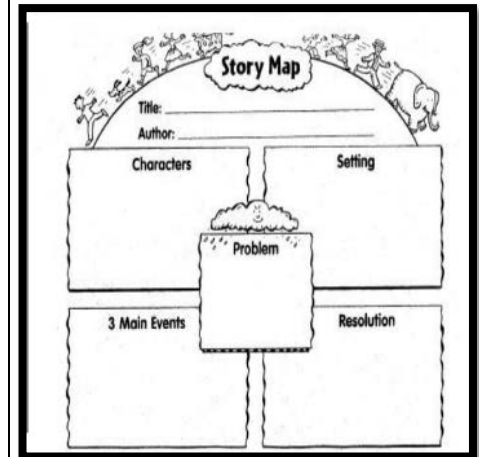
Encourage your child to identify characters, settings, and main events. (Make a story map). Guide your child to recognise physical and personality traits of characters.


Enact a story with puppets or through role play.

Encourage your child to recognise physical and personality traits.

Flip Book: Make a flip book on the character traits of the main character.

1. Cover Page
2. Introduction to the main character
3. Physical description of the main character.
4. Personality traits with examples.
5. Family and friends of the main character.
6. The characters adventures in the story.
7. The lessons learned by the main character.





	<div data-bbox="407 363 965 890" data-label="Complex-Block"> <p>How to write a character sketch...</p> <ul style="list-style-type: none"> • Paragraph One: name, age, physical appearance, style of dress • Paragraph Two: family, family background, home, friends • Paragraph Three: character traits-personality with evidence • Paragraph Four: Likes and dislikes of the character • Paragraph Five: feelings, voice, fears, values and behavior </div> <p data-bbox="385 938 949 1011">Moral Education – Tolerance and a respect for difference.</p>	<p data-bbox="1005 316 1619 464">Discuss with your child that there are differences in physical and personality traits in society- however, we must learn to accept one another.</p> <p data-bbox="1005 906 1619 1054">Explain to your child that tolerance means accepting people even though they are different. Being patient and understanding are the best qualities.</p>	<div data-bbox="1653 320 2033 823" data-label="Image"> </div>
<p data-bbox="107 1066 286 1094">Mathematics</p>	<p data-bbox="385 1066 898 1094">To read and write numbers up to 1000.</p>	<p data-bbox="1005 1066 1585 1185">Encourage your child to write number name against numbers for their age e.g. I am eight years old</p> <p data-bbox="1005 1225 1525 1299">Or My father will turn thirty-seven next month.</p> <p data-bbox="1005 1342 1547 1415">Similar, number related questions can be asked to challenge them.</p>	<p data-bbox="1641 1066 1872 1094">Place value game</p> <div data-bbox="1637 1118 2112 1401" data-label="Image"> </div>



To partition three-digit numbers into multiples of 100, 10 and 1 in different ways.

To compare and order numbers up to 1000.

To round 2-digit and 3-digit numbers to nearest 10 and 100.


Talk to children how partitioning numbers makes calculation quicker.

$$\begin{aligned} 346 &= 300 + 46 \\ &= 300 + 40 + 6 \\ &= 300 + 30 + 16 \\ &= 200 + 120 + 26 \dots \end{aligned}$$

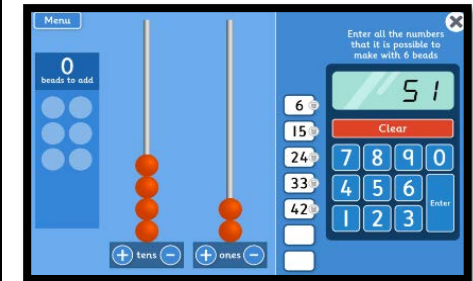
Encourage them to skip count up to 100 and back to reinforce their number knowledge.

Share how word problems help understanding in real life context. e.g.

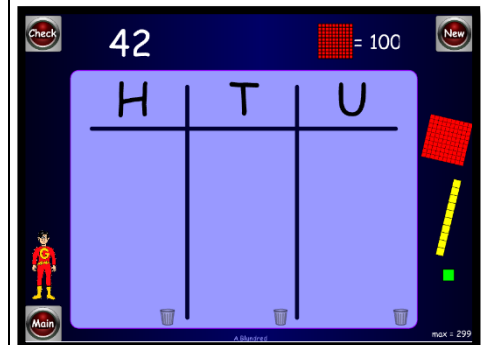
My mystery number has 2 digits.
The sum of the two numbers is 5.
The number in the tens place is one less than the number in the ones place. What is my number?



Place Value – Bead Numbers



Place Value- Arrays Game





Math challenge:

Find all numbers you land on when you skip count by 5 up to 1000.

...all numbers you land on when you skip count by 5.

1	2	3	4	5	6	7	8	9	10
11	12	13	14	15	16	17	18	19	20
21	22	23	24	25	26	27	28	29	30
31	32	33	34	35	36	37	38	39	40
41	42	43	44	45	46	47	48	49	50
51	52	53	54	55	56	57	58	59	60
61	62	63	64	65	66	67	68	69	70
71	72	73	74	75	76	77	78	79	80
81	82	83	84	85	86	87	88	89	90
91	92	93	94	95	96	97	98	99	100
101	102	103	104	105	106	107	108	109	110
111	112	113	114	115	116	117	118	119	120
121	122	123	124	125	126	127	128	129	130
131	132	133	134	135	136	137	138	139	140
141	142	143	144	145	146	147	148	149	150
151	152	153	154	155	156	157	158	159	160
161	162	163	164	165	166	167	168	169	170
171	172	173	174	175	176	177	178	179	180
181	182	183	184	185	186	187	188	189	190
191	192	193	194	195	196	197	198	199	200


Science

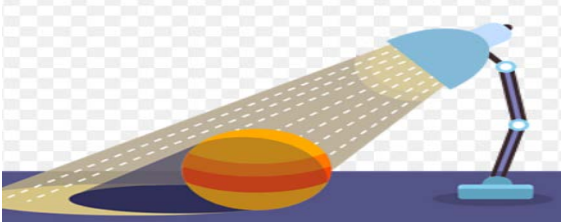
Light and Shadow

To differentiate between the different light sources.





Talk to your child about different sources of light, discuss with your child- how a shadow is formed. Share the knowledge that a shadow is formed when an object blocks the path of light.





	<p>To explain how light travels through non-luminous objects.</p> <p>Investigate the nature of shadows formed by various objects.</p> <p>Investigate how shadows change throughout the day.</p> 	<p>Encourage your child to observe different sizes of shadow during the day and understand how the size varies according to the distance.</p> <p>Encourage your child to try making a sundial and to make puppet using various materials such as paper, thermocol, plastic etc. at home and with the help of torch observe how shadow is formed.</p> <p>Share if the material is opaque it will form clear shadow. Share that the shadow is formed when the object is opaque. Transparent materials let light pass through them. e.g. a glass –it does not form shadow. Similarly, translucent objects allow little light to pass through e.g. laminated sheet, tissue paper. So, they form a weak shadow.</p> <p>Share the knowledge that position of the shadow is influenced by the position of the light. Mid-day shadow is small because the position of the sun is on top of our head.</p>	<p>https://www.bbc.co.uk/bitesize/topics/z3nnb9q/articles/zpvnf82#zy9ff82</p> <p>https://www.bbc.co.uk/bitesize/topics/z3nnb9q/articles/z9wm7yc#zn4ssk7</p>
--	---	--	---



	<p>Key vocabulary: United Kingdom, countries, England, Scotland, Wales, Northern Ireland, Great Britain, capital city, London, Edinburgh, Cardiff, Belfast</p>	<p>Kingdom and the capital cities of the countries of the UK on a map.</p> <p>Talk about the capital city of the UAE, the capital city of your home country and the capital cities of the UK. Play a game - who can locate them the quickest on a map.</p>	
<p>U.A.E. Social Studies</p>	<p><u>The UAE in the last century</u> To explore the UAE during the last century.</p>  <p><u>Natural Resources in the UAE</u> To explore the natural resources in the UAE.</p> <p>Key vocabulary: natural resources, nature, work, endangered, dugong</p>	<p>Talk with your child about the UAE during the last century.</p> <p>Share with your child significant events in the history of the UAE.</p> <p>Encourage your child to search for facts about the UAE in the past.</p> <p>Key vocabulary: century, decade, years, pearls</p> <p>Share with your child how natural resources helped the UAE in the past.</p> <p>Talk to your child about the way natural resources shaped how people lived in the past and how they live now.</p> <p>Encourage your child to research the natural features and seas of the UAE. E.g. The mammals, like dolphins, that live in the seas of the UAE.</p>	<p> The UAE in the Last Century.pdf</p> <p> Natural Resources in the UAE.pdf</p> 



The Winchester School, Jebel Ali

Family Learning Newsletter (Year 3)- September 2024



Arabic for Arabs	<p>عندما فقد الملك أحلامه:</p> <p>أن يطبق المتعلم معرفته بقواعد الصوتيات ليقراً الكلمات المألوفة ، ويتهجى الكلمات غير المألوفة ومتعددة المقاطع .</p> <p>أن يفسر التلميذ الكلمات والعبارات المستخدمة في النصوص الأدبية مميّزاً بين الاستخدامات الحقيقية والمجازية.</p> <p>أن يقرأ المتعلم قراءة جهرة سليمة مراعيًا الضبط السليم .</p> <p>أن يجيب التلميذ عن أسئلة تظهر فهمه للفكر الرئيسة والفرعية مستعيناً بالنص.</p> <p>هل تحلم الحيوانات :</p> <p>أن يفسر التلميذ المفردات الجديدة في النص المعلوماتي أن يقرأ التلميذ النص قراءة سليمة خالية من الأخطاء أن يطرح التلميذ أسئلة عن الفكرة الرئيسة والفكر الفرعية في النص مبدئياً رأيه في المضمون.</p>	<p>يستطيع السيد ولي الأمر أن يساعد الطالب عن طريق: مساعدة الطالب على استخدام الكلمات الجديدة في تعبيراته داخل المنزل.</p> <p>- مساعدة الطالب في كيفية التفكير بأحلامه وطموحاته ودعمه وتحفيزه لمقابلة ومواجهة المشاكل والأزمات .</p> <p>مساعدة الطالب في الربط بين خبراته ومعلوماته السابقة وبين ما يتعرفه من معلومات جديدة.</p> <p>مساعدة الطالب في كيفية جمع كلمات من المحيط الذي حوله .</p> <p>مساعدة التلميذ في تعرف كيفية الحصول على معلومات من خلال مصادر المعرفة المتنوعة (الموسوعات – القصص – أشرطة الفيديو – الشبكة المعلوماتية) .</p> <p>يمكن لولي الأمر الدخول من خلال الرابط المرفق لموقع قناة اللغة العربية والتربية الإسلامية الخاص بمدرسة ونشستر ومتابعة التسجيلات الخاصة بالدروس ومشاركتها مع التلميذ وتدوين ما تعلمه في دفتره المدرسي.</p>	<p>عندما فقد الملك أحلامه:</p> <p>أن يطبق المتعلم معرفته بقواعد الصوتيات ليقراً الكلمات المألوفة ، ويتهجى الكلمات غير المألوفة ومتعددة المقاطع .</p> <p>أن يفسر التلميذ الكلمات والعبارات المستخدمة في النصوص الأدبية مميّزاً بين الاستخدامات الحقيقية والمجازية.</p> <p>أن يقرأ المتعلم قراءة جهرة سليمة مراعيًا الضبط السليم .</p> <p>أن يجيب التلميذ عن أسئلة تظهر فهمه للفكر الرئيسة والفرعية مستعيناً بالنص.</p> <p>هل تحلم الحيوانات :</p> <p>أن يفسر التلميذ المفردات الجديدة في النص المعلوماتي أن يقرأ التلميذ النص قراءة سليمة خالية من الأخطاء أن يطرح التلميذ أسئلة عن الفكرة الرئيسة والفكر الفرعية في النص مبدئياً رأيه في المضمون.</p>
Arabic for Non-Arabs	<p>THE SCHOOL (المدرسة)</p> <p>To create sentences about the school.</p> <p>To distinguish between the masculine and feminine.</p> <p>To describe a day in school.</p> <p>To create a dialogue about the school.</p>	<p>Help your child to link between the picture and the word.</p> <p>Ask your child to draw the things that are found in school.</p> <p>Talk to your ward about the places that are found in the school.</p>	<p>THE SCHOOL (المدرسة)</p> <p>To create sentences about the school.</p> <p>To distinguish between the masculine and feminine.</p> <p>To describe a day in school.</p>



The Winchester School, Jebel Ali

Family Learning Newsletter (Year 3)- September 2024




	<p>To use propositions correctly. To express opinion about school. To create a sign about the school.</p>	<p>Go through the links on the Arabic and Islamic YouTube Channel so that you can help your child learn at home about the topic.</p>	<p>To create a dialogue about the school. To use propositions correctly. To express opinion about school. To create a sign about the school.</p>
Islamic Education for Arabs	<p>سورة العلق أن يتلو التلميذ السورة تلاوة صحيحة. أن يستنتج التلميذ المعنى الإجمالي للسورة. أن يوضح التلميذ مراحل نمو الإنسان من خلال السورة. بر الوالدين أن يحدد التلميذ مظاهر بر الوالدين . أن يدلل التلميذ على بر الوالدين. أن يستنتج التلميذ ثواب بر الوالدين. حسن الخلق: أن يستنتج التلميذ ما يرشد إليه الحديث الشريف . أن يحدد التلميذ فضل حسن الخلق. أن يعدد التلميذ مكارم الأخلاق.</p>	<p>يساعد ولي الأمر التلميذ في : فهم المعنى الإجمالي للسورة تلاوة السورة شجعه على احترام الوالدين يشجعه على عمل الخير دائما يشجعه على حب الناس. يشجعه على قراءة القرآن ملتزماً آداب التلاوة يمكن لولي الأمر الدخول من خلال الرابط المرفق لموقع قناة اللغة العربية والتربية الإسلامية الخاص بمدرسة ونشستر ومتابعة التسجيلات الخاصة بالدروس ومشاركتها مع التلميذ وتدوين ما تعلمه في دفتره المدرسي</p>	<p>سورة العلق أن يتلو التلميذ السورة تلاوة صحيحة. أن يستنتج التلميذ المعنى الإجمالي للسورة. أن يوضح التلميذ مراحل نمو الإنسان من خلال السورة. بر الوالدين أن يحدد التلميذ مظاهر بر الوالدين . أن يدلل التلميذ على بر الوالدين. أن يستنتج التلميذ ثواب بر الوالدين. حسن الخلق: أن يستنتج التلميذ ما يرشد إليه الحديث الشريف . أن يحدد التلميذ فضل حسن الخلق. أن يعدد التلميذ مكارم الأخلاق.</p>
Islamic Education for Non-Arabs	<p>Surat Al-Alaq To recite Surat-ul-Alaq with Tajweed To explain the general meaning and the vocabularies contained in the verses. To apply Qalqalah in my recitation. To analyze the reason for the revelation of the verses (10-19). (The etiquette of Recitation) To explain the etiquette of recitation.</p>	<p>Talk to your child about honoring parents and why it is important. Ask your child to follow the etiquette of recitation. Encourage your son\daughter to learn Surah-Al-Alaq. Encourage your son/daughter to learn the dua taught in class.</p>	<p>Surat Al-Alaq To recite Surat-ul-Alaq with Tajweed To explain the general meaning and the vocabularies contained in the verses. To apply Qalqalah in my recitation.</p>



The Winchester School, Jebel Ali

Family Learning Newsletter (Year 3)- September 2024




	<p>To explain the importance of important of following the etiquette of recitation. (Honoring Parents) To explain the importance of honoring parents. To clarify the benefits of honoring parents in Islam.</p>	<p>Go through the links on the Arabic and Islamic YouTube channel so that you can help your child learn more at home about the topic.</p>	<p>To analyze the reason for the revelation of the verses (10-19). (The etiquette of Recitation) To explain the etiquette of recitation. To explain the importance of important of following the etiquette of recitation. (Honoring Parents) To explain the importance of honoring parents. To clarify the benefits of honoring parents in Islam.</p>
<p>Physical Education <u>First Week:</u> <u>Second Week</u></p>	<p><u>Basketball/Dribbling:</u> Students will be learning to develop the range and consistency of dribbling through the obstacles. <u>Basketball/Passing & Receiving:</u> Students will be able to learn to develop the range and consistency of passing and receiving the ball accurately.</p>	<p><u>Talk and Encourage the children to do the following:</u> The Students will follow rules and regulations of the game. Follow the links for the skills and rules. Students will apply rules regulations while playing.</p>	<p>6 BEST Dribbling Drills For Kids! Basketball Drills For Beginners (1).mp4 Best Basketball Passing Drills for Kids Fun Youth Basketball Drills by MOJO (1).mp4</p>



The Winchester School, Jebel Ali

Family Learning Newsletter (Year 3)- September 2024






<p><u>Third week</u></p> <p><u>Fourth Week</u></p>	<p><u>Dribble with walk, stop and pass</u></p> <p>Students will be able to learn to develop the range and consistency of passing accurately while moving.</p> <p><u>Dribble with walk, stop and shoot.</u></p> <p>Students will learn to develop the range and consistency of layup shot.</p>		<p>FIX Your Jump Shot Instantly With This Tip! 🏀 #shorts.mp4</p>
<p>Information and Communications Technology</p>	<p><u>MS Word</u></p> <p>To apply format features, insert picture and alignment in MS- Word.</p>	<p>Good Organizational skill, creative thinking.</p> <p>Encourage your child to explore the different features in MS Word.</p> <p>Guide your child to make the story board of Lion and mouse story with dialogues and background.</p>	<p>https://support.microsoft.com/en-us/office/add-and-format-text-2e76a31b-a6d6-4b4e-95c2-fb780e3ac8d3</p>



The Winchester School, Jebel Ali

Family Learning Newsletter (Year 3)- September 2024



			
<p>Music-Mr. Kiko</p>	<p>Improving children’s confidence and musicality through singing actions songs and chanting rhymes.</p> <p>Kinds of Notes</p>	<p>Encourage the child sing action songs at home.</p> <p>Ask the child to perform the songs we learned in school.</p> <p>Help the child choose which other songs they know aside from the songs taught in school and let them invent their own singing actions.</p>	<p>Kinds of Notes (Year 03).mp4</p>
<p>Music-Mr. Sunil</p>	<p>Learning how to play the song “Mary had a little lamb” on recorder.</p>	<p>Let the child practice at home, even though there will be squeaking.</p> <p>Be an audience. But better also check if the child is holding the recorder properly.</p>	



The Winchester School, Jebel Ali

Family Learning Newsletter (Year 3)- September 2024



Music-Mr. Joyson	Learning how to play the recorder using notes G A B.	Let the child practice at home, even though there will be squeaking.	
Moral Education	<u>Self-Identity and working with others</u> To behave in a way that ensures they learn effectively and benefit fully from being at school. To recognize how our actions as an individual affect others.	Talk to your child about positive behaviour expectations and how their behavior should be adapted in different situations. Encourage your child to interact positively with people around them. Speak to your child and engage him/her through stories demonstrating good behavior with friends and at home.	