


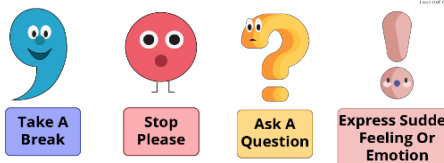


The Winchester School, Jebel Ali

Family Learning Newsletter (Year 4)- September 2024




Area of learning	Focus	Activities to help your child at home	Useful Websites/Resources																																																
<p>Literacy</p>	<p>Spelling: Lesson Objective: To add the suffixes 'anti' and 'auto', 'anti' stands for 'against' and 'auto' stands for 'self' or 'own.'</p> <p>To spell words with the <u>/k/</u> sound as ch</p> <p>Rule: Sometimes words that have the k sound are spelled with a ch</p> <p>Punctuations:</p> <p>To use joined handwriting except where other special forms are required.</p> <p>To use basic punctuations to mark grammatical boundaries like commas and full stops are used to join and separate clauses; to identify in their writing which is more effective.</p>	<p>Talk and encourage the children to do the following: Discuss the rules for different spellings as mentioned in the FLN. While reading books encourage your child to make note of new words and their spellings especially by adding the suffixes sensibly.</p> <p>Punctuations Discuss the importance of using Punctuation marks and how it can be used in different ways. For example, Comma can separate a list of actions E.g.: "He hit the ball, dropped the bat, and ran to first base." Encourage them to make a sentence using the words from the spelling list using suitable punctuation marks.</p> <div data-bbox="907 849 1371 1149" data-label="Table"> <table border="1"> <thead> <tr> <th>Punctuation Mark</th> <th>Purpose</th> <th>Example</th> </tr> </thead> <tbody> <tr> <td>Full Stop</td> <td>A full stop is used at the end of a sentence or to show a word is abbreviated.</td> <td>Tom is the oldest child in our village.</td> </tr> <tr> <td>Exclamation Mark</td> <td>An exclamation mark is used at the end of a sentence which expresses strong feeling.</td> <td>"You are amazing!"</td> </tr> <tr> <td>Question Mark</td> <td>A question mark is used at the end of a sentence that asks a question.</td> <td>Do you know what a question mark is used for?</td> </tr> <tr> <td>Comma</td> <td>Commas are used to separate two or more nouns, to separate phrases or clauses, or to separate items in a list.</td> <td>Marlon opened his bag, looked inside and said, "I have apples, pears and bananas."</td> </tr> <tr> <td>Apostrophe</td> <td>Apostrophes are used to form contractions or to indicate possession.</td> <td>I can't believe Jack's brother still hasn't arrived.</td> </tr> <tr> <td>Colon</td> <td>A colon can be used to introduce a list before someone speaks or instead of a full stop.</td> <td>He was thinking the emergency was better than any. And said "I have eggs, peas and bacon."</td> </tr> <tr> <td>Semi-Colon</td> <td>A semi-colon is used to separate parts of a sentence. It is stronger than a comma but not as strong as a full stop.</td> <td>Just like Jack's dad, Maria prefers Italian food.</td> </tr> <tr> <td>Brackets</td> <td>Brackets can separate off parts of a sentence or put in an extra example.</td> <td>The chicken (different colour) by her chicks created the busy road.</td> </tr> <tr> <td>Dashes</td> <td>A dash links words together. It is stronger than a comma but not as strong as a full stop.</td> <td>There is only one word worth writing - 'sheepish'.</td> </tr> <tr> <td>Ellipsis</td> <td>An ellipsis shows that words have been missed out.</td> <td>He argued that the price was... reasonable.</td> </tr> <tr> <td>Inverted Comma</td> <td>Inverted commas, or quotation marks, are used to notice the exact words of a speaker, to indicate the title of books, plays etc., to enclose a quotation, to emphasise a word, to show a word is used in a special or humorous way.</td> <td></td> </tr> </tbody> </table> </div> <div data-bbox="873 1187 1314 1490" data-label="Table"> <table border="1"> <thead> <tr> <th>Punctuation Personalities</th> <th>Full Stop</th> <th>Comma</th> <th>Dash</th> </tr> </thead> <tbody> <tr> <td> Which one are you? 6699 </td> <td> Always likes to finish things. </td> <td> Likes to stop and take a breath often while speaking. </td> <td> Often interrupts others to add their own thoughts. </td> </tr> <tr> <td> Loud, excitable and bossy. Makes himself heard! </td> <td> Likes to find out about everyone and everything. </td> <td> Loves to bring similar things together. </td> <td> Often gets distracted, trails off on a tangent and takes long breaks. </td> </tr> </tbody> </table> </div>	Punctuation Mark	Purpose	Example	Full Stop	A full stop is used at the end of a sentence or to show a word is abbreviated.	Tom is the oldest child in our village.	Exclamation Mark	An exclamation mark is used at the end of a sentence which expresses strong feeling.	"You are amazing!"	Question Mark	A question mark is used at the end of a sentence that asks a question.	Do you know what a question mark is used for?	Comma	Commas are used to separate two or more nouns, to separate phrases or clauses, or to separate items in a list.	Marlon opened his bag, looked inside and said, "I have apples, pears and bananas."	Apostrophe	Apostrophes are used to form contractions or to indicate possession.	I can't believe Jack's brother still hasn't arrived.	Colon	A colon can be used to introduce a list before someone speaks or instead of a full stop.	He was thinking the emergency was better than any. And said "I have eggs, peas and bacon."	Semi-Colon	A semi-colon is used to separate parts of a sentence. It is stronger than a comma but not as strong as a full stop.	Just like Jack's dad, Maria prefers Italian food.	Brackets	Brackets can separate off parts of a sentence or put in an extra example.	The chicken (different colour) by her chicks created the busy road.	Dashes	A dash links words together. It is stronger than a comma but not as strong as a full stop.	There is only one word worth writing - 'sheepish'.	Ellipsis	An ellipsis shows that words have been missed out.	He argued that the price was... reasonable.	Inverted Comma	Inverted commas, or quotation marks, are used to notice the exact words of a speaker, to indicate the title of books, plays etc., to enclose a quotation, to emphasise a word, to show a word is used in a special or humorous way.		Punctuation Personalities	Full Stop	Comma	Dash	 Which one are you? 6699	 Always likes to finish things.	 Likes to stop and take a breath often while speaking.	 Often interrupts others to add their own thoughts.	 Loud, excitable and bossy. Makes himself heard!	 Likes to find out about everyone and everything.	 Loves to bring similar things together.	 Often gets distracted, trails off on a tangent and takes long breaks.	<p>Spelling</p> <p>Ch Word</p> <p>Spelling</p> <p>https://www.spellzone.com/word_lists/list-109.htm</p> <p>https://www.bbc.co.uk/ bitesize/topi cs/zwwp8mn</p> <p>https://www.brainpop.com/games/s ortifypartsofspeech/</p> <p>https://www.education.com/game/ parts-of-speech-sorting/</p>
Punctuation Mark	Purpose	Example																																																	
Full Stop	A full stop is used at the end of a sentence or to show a word is abbreviated.	Tom is the oldest child in our village.																																																	
Exclamation Mark	An exclamation mark is used at the end of a sentence which expresses strong feeling.	"You are amazing!"																																																	
Question Mark	A question mark is used at the end of a sentence that asks a question.	Do you know what a question mark is used for?																																																	
Comma	Commas are used to separate two or more nouns, to separate phrases or clauses, or to separate items in a list.	Marlon opened his bag, looked inside and said, "I have apples, pears and bananas."																																																	
Apostrophe	Apostrophes are used to form contractions or to indicate possession.	I can't believe Jack's brother still hasn't arrived.																																																	
Colon	A colon can be used to introduce a list before someone speaks or instead of a full stop.	He was thinking the emergency was better than any. And said "I have eggs, peas and bacon."																																																	
Semi-Colon	A semi-colon is used to separate parts of a sentence. It is stronger than a comma but not as strong as a full stop.	Just like Jack's dad, Maria prefers Italian food.																																																	
Brackets	Brackets can separate off parts of a sentence or put in an extra example.	The chicken (different colour) by her chicks created the busy road.																																																	
Dashes	A dash links words together. It is stronger than a comma but not as strong as a full stop.	There is only one word worth writing - 'sheepish'.																																																	
Ellipsis	An ellipsis shows that words have been missed out.	He argued that the price was... reasonable.																																																	
Inverted Comma	Inverted commas, or quotation marks, are used to notice the exact words of a speaker, to indicate the title of books, plays etc., to enclose a quotation, to emphasise a word, to show a word is used in a special or humorous way.																																																		
Punctuation Personalities	Full Stop	Comma	Dash																																																
 Which one are you? 6699	 Always likes to finish things.	 Likes to stop and take a breath often while speaking.	 Often interrupts others to add their own thoughts.																																																
 Loud, excitable and bossy. Makes himself heard!	 Likes to find out about everyone and everything.	 Loves to bring similar things together.	 Often gets distracted, trails off on a tangent and takes long breaks.																																																





The Winchester School, Jebel Ali

Family Learning Newsletter (Year 4)- September 2024



To be able to identify and parts of speech in writing.
To write different types of sentences.
To explore phrases and clauses.

Big Write Topics: Informal Letter

Novel: The Owl Who was Afraid of Dark

To read and understand the Novel from the author's point of view.

To identify the purpose of the text.

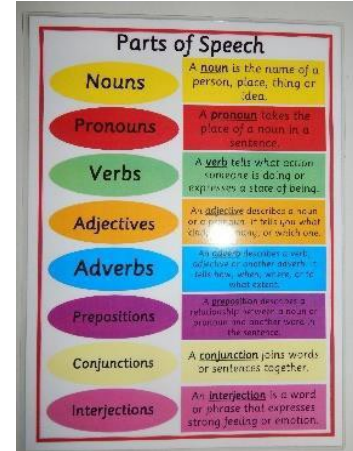
To make predictions about the next part of the story.

To talk about what the character is feeling from the writer's choice of words.

To respond to the text.

Encourage your child to become aware of different parts of speech and their usage in writing.

Through interactive games help the children revise the use parts of speech, different types of sentences and explore phrases and clauses.



Talk- about the purpose of writing a letter.

Discuss the elements of informal letters.

Encourage your child to become aware of different types of letters.

Encourage your child to read Fiction.

Story Telling: Become a storyteller and ask questions related to characters, their feelings, different settings and the plot.
of the story.

Explore the book cover of the novel. Show the front cover of the novel, **'The Owl Who was Afraid of Dark**

Start a discussion with your child about the novel ask if he/she has read it before/seen the film/

Together make predictions of what could the story be?

Discuss the use of language by the author and check children's understanding of the language.

<https://mrswarnerarlington.weebly.com/types-of-sentences.html>

Grammar Gorillas


<https://www.english-efl.com/lessons/informal-letter/>

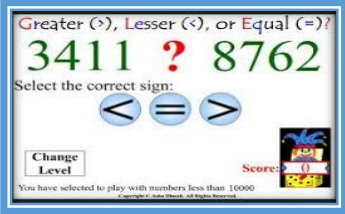


[Explore the theme of the Novel](#)



The Winchester School, Jebel Ali

Family Learning Newsletter (Year 4)- September 2024








	<p>Character Analysis</p>	<p>Ask questions with reference to the text.</p> <p>Talk about the characters portrayed in the novel.</p> <p>Discuss the way the author has presented this character: Looks at some of the words/phrases that the authors has used to describe Plop’s feelings and senses as he waits outside the famous chocolate factory. Model how to turn these into similes and full sentences.</p> <p>Types of Stories Genre: Introduce your child to classic fiction/novels like The Owl Who was Afraid of Dark</p> <p>Discuss the setting, characters, plot, and author’s use of descriptive language.</p>	<p>Character Analysis</p>
<p>Mathematics</p>	<p>Numeracy Read, write and order four-digit numbers.</p>  <p>To read and write Roman Numbers up to 100.</p>	<p>Talk to your child about the place value in a 4-digit number and how to order these numbers.</p> <p>Share the concept behind putting numbers in order as thousand (Th), hundred (H), Tens(T) and ones(O)</p> <p>Encourage your child to note down numbers of four different cars and put them in order. Put in order four-digit numbers and use the < and > signs.</p> <p>Talk to your child about the history of numbers and Roman Numbers. Tell them that the numeral system changed to include the concept of zero and place value. Ask them to observe the numbers written in some wall clocks.</p> <p>Share how different roman numbers look like and how a very large number is written using a one symbol and a small number is written using many symbols.</p>	<p>Place value</p>  <p>Rounding Numbers</p> 



The Winchester School, Jebel Ali

Family Learning Newsletter (Year 4)- September 2024




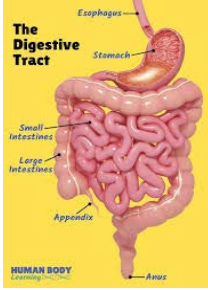


		<p>Encourage your child to find the fun facts and rules of writing roman numbers.</p> <p style="text-align: center;">CHALLENGE</p> <p>My number has four digits. It is smaller than 6000 but bigger than 5000. The hundreds digit is smaller than 7 but bigger than 5. The tens digit is an odd number smaller than 5 but bigger than 1. The unit digit is in the 3 times table and is bigger than 4 but smaller than 8. What is my number?</p> 	<p><u>Roman Numbers</u></p>  <p><u>I-Pad applications:</u></p> <p><u>Roman Numerals</u></p> <p><u>Click the link given above, click play, then select Roman</u></p>  <p><u>Numerals, and then start your game. All the best!</u></p>
<p>Science</p>	<p>Steps of investigation To revisit the steps of investigation.</p> <p>ANIMALS INCLUDING HUMANS</p> <p>Digestive System</p>	<p>Talk about the importance of fair test in an investigation. Share how scientific method is used in everyday life. For example: Is the coffee too hot to drink at the moment?</p> <p>Encourage them to use scientific method in everyday life to find solutions to problems</p>	<p><u>Scientific Method For Kids With Examples - Little Bins for Little Hands</u></p> <p>Exploring the Digestive System:</p>



The Winchester School, Jebel Ali

Family Learning Newsletter (Year 4)- September 2024






	<p>To describe the importance of the Human Digestive system.</p> <p>To explain the functions of the Human Digestive system.</p> <p>To explore the different types of teeth and their functions.</p>	<p>Encourage them to find information about the time various types of food takes to digest and what nutrients they provide to the body.</p> <p>Talk about each organ in detail of the digestive system and their role or function in digesting food.</p> <p>Encourage them to question the necessity of the digestive system. What is the importance of each organ in the digestive system?</p> <p>Talk about the importance of teeth, types of teeth and the structure of a tooth.</p> <p>Share the right practices to care for your teeth.</p> <p>Encourage them to read about the effects aerated drinks, sweets and smoking have on teeth.</p> <p>Encourage them to find out about various professions related to the topics, new inventions made in those fields.</p>	<p>Your Digestive System (for Kids) Nemours KidsHealth</p> <p>Teeth:</p> <p>What are the types of teeth? - BBC Bitesize</p>
<p>Humanities</p> <p>Who were the Iron Age Celts?</p> <p>Iron Age Celtic Art</p>	<p>To explore who the people in Britain were in the Iron Age.</p> <p>To explore Celtic art in Britain during the Iron Age</p>	<p>Talk with your child about the Iron Age Celts.</p> <p>Share with your child information about the places the Celts lived in.</p> <p>Encourage your child to research about Iron Age Britain.</p> <p>Talk to your child about Iron Age Celtic Art.</p> <p>Share with your child the pictures of Iron Age Celtic artefacts.</p> <p>Encourage your child to research Iron Age Celtic Art.</p>	 <p>Who were the Iron Age Celts.pdf</p>  <p>Iron Age Celtic Art.pdf</p>



The Winchester School, Jebel Ali

Family Learning Newsletter (Year 4)- September 2024




UAE Social Studies Landforms	To explore the different landforms of the world.	Talk with your child about the different landforms and bodies of water they have visited during their holidays. Encourage your child to describe the landforms and bodies of water. Share with your child how these landforms and bodies of water are used.	 Landforms.pdf  Bodies of Water.pdf
Bodies of Water	To explore the different bodies of water.		
Arabic for Arabs	<p>: التمييز بين الجملة والتركيب أن يميز التلميذ بين الجملة والتركيب أن يستخدم التلميذ جملاً وتراكيباً : نشيد أنت الوطن أن يحدد التلميذ الفكرة الرئيسة والأفكار الفرعية أن يدعم التلميذ رأيه بأدلة من النص أن يميز التلميذ بين الشعر والنثر : أمير الجمل الصغير أن يقرأ التلميذ النص قراءة سليمة أن يحدد التلميذ الفكرة الرئيسة والأفكار الفرعية أن يحلل التلميذ بنية النصوص القصصية وأفعالها : حروف تelfظ ولا تكتب أن يكتب التلميذ كلمات بصرية تحوي حروف تلفظ ولا تكتب أن يصيغ التلميذ فقرة مستخدماً حروف تلفظ ولا تكتب</p>	<p>قراءة إحدى القصص وتحديد عناصرها يساعده في يساعده في وصف الشخصيات من حوله جمع صور من المحيط الذي حوله ووصفها مستخدماً حروف تلفظ ولا تكتب وأقسام الكلام البحث عن شواهد شعرية وتحديد أقسام الكلام بها يمكن لولي الأمر الدخول من خلال الرابط المرفق لموقع قناة اللغة العربية والتربية الإسلامية الخاص بمدرسة ونشستر ومتابعة التسجيلات الخاصة بالدروس ومشاركتها مع التلميذ وتدوين ما تعلمه في دفتره المدرسي</p>	<p>قناة اللغة العربية والتربية الإسلامية بمدرسة ونشستر</p>
Arabic for Non-Arabs	<p>(المدرسة) The school To create sentences about the school. To design a mind map about the school.</p>	<p>your child to memorize his/her new Encourage vocabulary about the new topic (the school) from the .Arabic notebook and textbook .the school Talk to your child about .his/her school regarding Ask your child about his opinion</p>	<p>Arabic and Islamic YouTube Channel</p>



The Winchester School, Jebel Ali

Family Learning Newsletter (Year 4)- September 2024




	<p>To use the exclamatory style with the school.</p> <p>To create a dialogue about the school.</p> <p>To compare between his/her school and different school.</p> <p>To create a paragraph about the school.</p> <p>To express his/her opinion in the school.</p> <p>To analyse a text about the school .</p>	<p>Go through the links on the Arabic and Islamic YouTube Channel so that you can help your child learn more at home about the topic</p>	
Islamic for Arabs	<p>سورة البروج :</p> <p>أن يميز التلميذ بعض أحكام التجويد .</p> <p>أن يوضح التلميذ المعنى العام للسورة .</p> <p>آداب المنزل :</p> <p>أن يعدد التلميذ آداب المنزل.</p> <p>أن يستنتج التلميذ آداب المنزل من القرآن والسنة .</p> <p>بدء الدعوة الإسلامية</p> <p>أن يحدد التلميذ بداية الدعوة الإسلامية.</p> <p>أن يستنتج التلميذ الدروس المستفادة من دعوة الرسول صلى الله عليه وسلم.</p> <p>المسلمين أن يحدد التلميذ أوائل</p>	<p>المنزل آداب مساعدة الابن في البحث عن آيات قرآنية تدل علي تحثنا علي نبوية شريفة أحاديث مساعدة الابن في البحث عن الخلق حسن .</p> <p>المنزل في حياته آداب حث الابن على تطبيق</p> <p>يمكن لولي الأمر الدخول من خلال الرابط المرفق لموقع قناة اللغة العربية والتربية الإسلامية الخاص بمدرسة ونشستر ومتابعة التسجيلات الخاصة بالدروس ومشاركتها مع التلميذ وتدوين ما تعلمه في دفتره المدرسي</p>	<p>قناة اللغة العربية والتربية الإسلامية بمدرسة ونشستر</p>
Islamic for non-Arabs	<p>The patience of the Prophet.</p> <p>To cite examples indicating the patience of the Prophet.</p> <p>To explain the benefits of patience with Allah.</p> <p>Surat Al-Inshiqaq.</p> <p>To recite the holy verse properly and correctly.</p> <p>To compare between the reward of the obedient and disobedient on the Day of Judgment.</p>	<p>Share with your child the concept of patience in Islam.</p> <p>Talk with your child about the benefits of patience with Allah.</p> <p>Share the given link with your child and practice to recite the holy verse properly and correctly.</p> <p>Talk with your child about the reward the reward of the obedient and disobedient on the Day of Judgment.</p> <p>Share with your child the hadith of Prophet Mohamed about the Morals of righteous.</p> <p>Infer with your child the deeds that erase bad one.</p>	<p>Arabic and Islamic YouTube Channel</p>



The Winchester School, Jebel Ali

Family Learning Newsletter (Year 4)- September 2024



	<p>The Moral of righteous. To explain the overall of meaning of the Hadith. To infer those good deeds, erase bad one. To conclude the benefits of Taqwa (piety).</p>	<p>Go through the links on the Arabic and Islamic YouTube Channel so that you can help your child learn more at home about the topic.</p>	
<p>Physical Education Activity -1 Activity - 2 Activity - 3 Activity - 4</p>	<p>VOLLEYBALL – Underarm pass VOLLEYBALL – Overhead pass VOLLEYBALL – Underarm service VOLLEYBALL – Basic rules/Game</p>	<p><u>Talk and encourage the children to do the following:</u> <u>Proper warm up</u> The students will do the proper warm up and will practice the skills with basic rules. Follow the links for the skills and rules <u>Cooldown</u> After the game students will do proper cooldown activity.</p>	<p><u>Useful sites:</u> <u>Links:</u> Volleyball-Underhand Pass.mp4 Overhead pass Volleyball.mp4 Volleyball Underarm Serve.mp4 4 vs 4 Volleyball Game.mp4</p>
<p>Information and Communications Technology Microsoft PowerPoint- Animation</p>	<p>To apply animation effects to the objects, transition to the slides, themes to the presentation to make it more presentable.</p>	<p>Good Organizational skill, critical thinking. Encourage your child to create presentation on a topic, explore different transition and animation effects available to make the presentation more attractive. Guide your child to choose and apply a theme template in PowerPoint.</p>	<p>8 Simple PowerPoint Animations For Any Classroom - ClassPoint Blog ClassPoint https://support.microsoft.com/en-au/office/animation-basics-for-your-presentation-4fbc7d35-3548-431a-a871-709945f9352c</p>

