


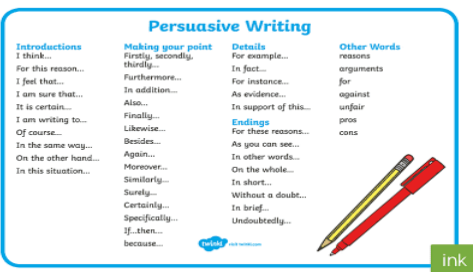





The Winchester School, Jebel Ali

Family Learning Newsletter (Year 5)-September 2024



Area of Learning	Focus	Activities to help your child at home	Useful websites/Resources
<p>English</p>	<p>Spellings:</p>  <p>Learning Objective: To explore the prefixes: 'de', 'em', 'fore' and 'en'. To explore the suffix: '-ion', '-ery', '-ence' and '-er/or'.</p> <p>Grammar: To explore the use of conjunctions in sentences. To analyse the use of transitive and intransitive verbs.</p>	<p>Learn and practice writing spelling lists no. 1 and 2 in the SPAG Workbook.</p>  <p>Affixes Group of letters attach before and after the root word.</p> <p>Prefixes A group of letters placed before the root word.</p> <p>Suffixes A group of letters placed after the root word.</p> <p>Example: un+accept+able = unacceptable</p> <p>Talk and encourage the children to do the following: Discuss, the difference between transitive and intransitive verbs and the role of conjunctions in sentences. Ask, the child to refer to a range of texts and spot the conjunctions. Children can look for examples of transitive and intransitive verbs in sentences. Practice, the use of conjunctions in writing. Encourage them to practice commonly used transitive and intransitive verbs that are useful in framing sentences or writing paragraphs.</p>	<p>Useful websites/Resources</p>  <p>https://www.liveworksheets.com/w/en/english-language/1411149</p> 



The Winchester School, Jebel Ali

Family Learning Newsletter (Year 5)-September 2024



TRANSITIVE AND INTRANSITIVE VERBS



Transitive Verbs

Transitive verbs need an object to complete their meaning.

- We **liked** the match.
- I **closed** the door.
- He **caught** the ball.
- She **visited** me at school.
- I **saw** an endangered animal.
- She **told** me the way to get there.
- I **like** trees.

Intransitive Verbs

Intransitive verbs cannot have a direct object after them.

- We **arrived** in the afternoon.
- She **coughed** strangely.
- Your dog **barks** a lot.
- His father **arrived** last night.
- The sun **rose** quickly.
- I **was sleeping**.
- The game **was** not funny and nobody **laughed**.

www.eslkidsworld.com

Text Level:

Skills Based Learning:

Skimming and Scanning / Retrieval

Lesson Objective:

To skim and scan the text.
To analyse the text and retrieve answers.

Encourage your child to draw, label or note a few words or phrases to describe their characters and settings.

Skimming, scanning, inference and predictions are the key techniques to respond to the text.

Help your child to read and understand the passages using the above techniques.

Explore reading comprehension passages online and try to retrieve answers with the child.

Discuss the main events from the comprehension by applying various skills of comprehension.

Ask questions with reference to the text.

Encourage the children to predict the events and provide reasoned justification for their views



<http://www.primaryresources.co.uk/english/english.htm>



The Winchester School, Jebel Ali



Family Learning Newsletter (Year 5)-September 2024

Reading Comprehension

Text Level:

Noisy Neighbour

To draw inferences from text.

To justify evidence from the given information in the text.

Persuasive Writing:

Learning Objective:


To explore the features and elements of persuasive text.

Moral Education **Helping Each Other for Everyone's Benefit**

Assess how to grow and develop in a positive way, while cooperating and collaborating with other people so as to promote mutual well-being.

Writing to Persuade

Structure	Sentence Starters	Persuasive Language
Introduction Grab the reader's attention and clearly state your opinion.	First, lets talk about... Another important point worth considering... Astonishingly, some people don't know that...	Modal Verbs (must, will, should)
Main Body Paragraphs Give reasons for your opinions and explain these in detail.	Yet another incredible thing about... Finally, and most importantly... Best/Worst of all...	Modal Adverbs (definitely, absolutely, certainly)
Conclusion Remind the reader of your opinion and leave them with something to think about.	Powerful Statements Just think about it! It's out of this world! We can't let this go on! We must stop this now! You know I'm right!	Evaluative Language (incredible, outstanding, awful, revolting)
	Persuasive Devices Tell a personal story. Give an expert's opinion.	Remember: Consider your audience. Make your opinion clear. Use a strong voice. Give reasons for your opinion. Check your spelling and punctuation.
	Ask rhetorical questions. Use repetition.	



Discuss the main elements and features of persuasive writing

Ask questions with reference to the language features and structure of persuasive writing

Encourage children to explore different forms of Persuasive text – letters, posters, advertisements, brochures, leaflets.

<https://www.wikihow.com/Write-Persuasive-Letters>

<https://www.grammarly.com/blog/persuasive-writing/>



The Winchester School, Jebel Ali




Family Learning Newsletter (Year 5)-September 2024

Mathematics

To read, write, order and compare numbers up to 1 000 000 and determine the value of each digit.



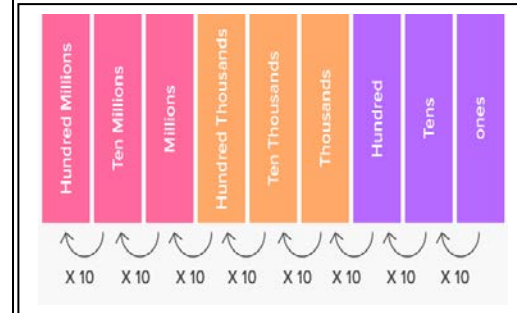
Place Value



Share this activity: Students take turns rolling the dice. On his turn, a student rolls and writes his number on the piece of paper to the left of any existing numbers. He then reads the number on the page. Players take turns rolling and adding numbers to one already on the paper, watching the number “snake” grow with each turn. With each turn the number becomes longer and students must read the entire number.

Play this fun and simple game, simply remove the face cards, jokers and 10's from a set of playing cards. Pairs shuffle the deck and place it in the center. Each student draws 2 cards and arranges the digits to build the greatest number possible. The player who can build the greatest number takes all 4 cards. Both players are required to say the number they build out loud. In the case of a tie, both players leave those cards and redraw 2 cards each. The player with the greatest numbers takes all 8 cards.

Share and talk to your child about the real life use of integers. For e.g. Temperature can be (- 2,-10, 23, 25 degrees), checking accounts, in business profits and loss.



http://www.math-play.com/Place-Value-Millionaire/place-value-millionaire-game_html5.html

<https://mathsframe.co.uk/en/resources/resource/59/itp-beadsticks>

[Expanded form](#)

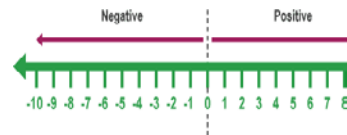


The Winchester School, Jebel Ali



Family Learning Newsletter (Year 5)-September 2024

To interpret negative numbers in context, count forwards and backwards with positive and negative whole numbers, including through zero.



To round any number up to 1 000 000 to the nearest 10, 100, 1000, 10 000 and 100 000.



To add and subtract whole numbers, including using formal written methods and add/subtract numbers

Share with your children rounding means making a number **simpler** but keeping its value close to what it was.

Talk to your child about approximate e.g., diameter of the earth at the equator is 12,756 kilometers. That's not an easy number to remember but if someone asked you what the approximate distance you could probably remember that it's about 13,000 kilometers

Share and talk about the amount of money spent on a trip to a supermarket. Ask your child what is the actual cost of items? How does this compare to your estimate? When you pay for the items, will you get change back? Count the change with your child to make sure the change is correct.

Challenge: You are arranging 700 plants in a rectangular garden with the same number of plants in each row. How many ways can you arrange the garden?

[Negative Numbers](#)

[Rounding](#)

Addition /Subtraction

[addition and subtraction interactive](#)

[addition and subtraction with money](#)



The Winchester School, Jebel Ali




Family Learning Newsletter (Year 5)-September 2024

mentally and solve addition and subtraction multi-step problems.

Challenge Yourself!



Science Earth, Sun and Moon



Earth, Sun and Moon -
Rotation, Revolution,
Seasons and Phases of
moon

To identify and explain the motion of the Earth - Rotation.

To explore the seasons caused by the tilt of the earth in its axis.

To explain in terms: the rotation of the Earth, why shadows change and the

Encourage: A visit to a planetarium or observatory with your child.

Share: Observe and recognize the change in appearance and shape of the moon during a month.

Discuss: Find out some countries in Southern hemisphere. Find out from a friend or relative living there (Southern hemisphere) what season they have when we have summer and winter.

Encourage: Measure the length and note the direction of the shadow several times during the day from morning till sunset and make comparisons.

Seasons



Phases of the moon

<https://www.bbc.co.uk/bitesize/articles/z846p4j#:~:text=There%20are%20eight%20phases%20of,repeats%20once%20every%2029.5%20days.>



The Winchester School, Jebel Ali



Family Learning Newsletter (Year 5)-September 2024



	<p>Sun appears to move across the sky during the course of the day.</p> <p>Describe the movement of the Moon around the Earth and how the shape of moon appear to change during a month (Phases of the Moon).</p>	<p>Share: Look at a distant object like a building across the road. Try to hide that building by keeping your hand or your finger tip. Observe what happens when the distance between your hand and your eyes changes.</p>	
<p>Humanities Geography</p> <p>History</p>	<p>To explore the continent, countries and cities of North America.</p> <p>To explore key facts about the Anglo-Saxons.</p> <p>To explore the names the Anglo-Saxons gave places in Britain.</p>	<p>Talk to your child about the countries of North America and their geographical features.</p> <p>Share with your child the capital cities of North America, their location and key human and physical features.</p> <p>Encourage your child to sketch a political and physical map of North America.</p> <p>Talk about who the Anglo- Saxons were and where they came from.</p> <p>Share with your child the significance of the Anglo-Saxons in history.</p> <p>Encourage your child to research how the Anglo-Saxons influenced the names of places in Britain.</p>	<p> North America- Countries and Capital</p> <p>Key vocabulary: continent, country, city, North America</p> <p> The Anglo-Saxons and Scots- The Invade</p> <p>Key vocabulary: invasion, Angles, Saxons, Jutes, Frisians, Franks, Scots, Picts</p> <p> Anglo-Saxon Place names.pdf</p> <p>Key vocabulary: root meaning, village, town, county, kingdom</p>



The Winchester School, Jebel Ali

Family Learning Newsletter (Year 5)-September 2024




UAE Social Studies	<p>To explore weather, climate and climate zones.</p> <p>To explore how landforms and climate determine the way we live.</p>	<p>Talk with your child about the difference between weather and climate.</p> <p>Share the reasons for changes in weather and climate.</p> <p>Encourage your child to research the different climate zones in the world.</p> <p>Vocabulary: weather, climate, equator, poles, latitude, North Pole, South Pole, climate zones</p> <p>Talk with your child about the impact of climate on people.</p> <p>Share ways to build a house in the UAE keeping in mind the climatic conditions.</p> <p>Encourage your child to research the activities done by people based on the climate zones.</p> <p>Vocabulary: landforms, impact, thatched roof, igloo</p>	<p> Weather, climate and Climate Zones.pdf</p> <p> Impact of Landforms and Climate on People</p>
Arabic for Arabs	<p>قصة من الأرض إلى " الفضاء أن يُفسر التلميذ المُفْرَدَات الجَدِيدَة مُوَطَّفًا القَامُوس المُّصَوَّر. أن يفسر التلميذ الكلمات والعبارات المستخدمة في النصوص الأدبية. أن يوظف التلميذ المعاني الجديدة في سياقات جديدة . في النص أن يحدد التلميذ بينة النص السردي وتسلسل الأحداث . أن يستخلص التلميذ المغزى من أحداث القصة .</p>	<p>قراءة بعض القصص المتعلقة برنامج اقرأ بالعربية . جمع صور تحمل أشكال المحبة بين المجتمعات مشاهدة فيديو عن أهمية القراءة . تدريب التلميذ بالمنزل على بعض الكتابات الوصفية وأيضاً كتابات اليوميات يَكْتُبُ التلميذ فِقرَةً مُضَمَّنًا إِيَّاهَا جُمْلَةً رَئِيسَةً، وَتَفَاصِيلَ دَاعِمَةً، وَجُمْلَةً خَتَامِيَّة مع الالتزام التام بالمعايير. يُحَدِّدُ التلميذ بعض الأحداث مُسْتَخْلِصًا مَغْزَاهَا، مُعْبِّرًا عَن رَأْيِهِ فِيهَا . يمكن لولي الأمر الدخول من خلال الرابط المرفق لموقع قناة اللغة العربية والتربية الإسلامية الخاص بمدرسة ونشستر ومتابعة التسجيلات الخاصة بالدروس ومشاركتها مع التلميذ وتدوين ما تعلمه في دفتره المدرسي.</p>	<p>قناة اللغة العربية والتربية الإسلامية بمدرسة ونشستر</p>



The Winchester School, Jebel Ali

Family Learning Newsletter (Year 5)-September 2024



<p>أن يستنتج التلميذ سمات أسلوب الكاتب. نشيد (ذاك هو الله) أن يشرح التلميذ المعنى الإجمالي للنص. أن يُفسّر التلميذ الكلمات مُستعينًا بمُرَادِفَاتِهَا وَأَصْدَادِهَا وَسِيَاقِهَا . أن يُصمّمَ التلميذ بِطَاقَةً تَعْرِيفِيَّةً عَنِ الشاعِرِ. أن يحاكي التلاميذ الأبيات . قصة صوت المحبة أن يفسر التلميذ الجمل والعبارات المستخدمة في النصوص الأدبية. أن يستنتج التلميذ العلاقة بين الأحداث (أحداث بسيطة من النص). أن يُجيبَ التلميذ عَنِ أَسْئَلَةِ النَّصِّ وَيَطْرُحُ أَسْئَلَةً: (مَنْ - ماذا - متى - أين - لماذا - كيف) مُظهِرًا فَهْمَهُ لِلنَّصِّ، مُبَدِّيًا رَأْيَهُ فِيهِ</p>		
<p>Arabic for Non – Arabs</p> <p>Daily routine(الروتين اليومي) To learn the meaning and the conjugation of different verbs needed to talk about daily routine. To learn the meaning and the use of time expressions when talking about your daily routine.</p>	<p>Encourage your child to memorize the new vocabulary from the Arabic notebook and the Arabic textbook. Encourage your child to use the vocabulary in sentences of his/her own. Ask your child to study the present and past tense in writing and speaking about the daily routine. Talk to your child about his plans at the weekend. Go through the links on the Arabic and Islamic YouTube channel so that you can help your child learn more at home about the topic.</p>	<p>Arabic and Islamic YouTube Channel</p>



The Winchester School, Jebel Ali



Family Learning Newsletter (Year 5)-September 2024

	<p>To describe the daily routine using verbs, time, and connectives in paragraphs.</p> <p>To analyse a text about the daily routine.</p>		
Islamic Education for Arabs	<p><u>سورة الانفطار</u></p> <p>أن يبرهن التلاميذ على قدرة الله تعالى من خلال السورة الكريمة .</p> <p>أن يناقش التلاميذ عقاب الله عزوجل للمشركين على جحودهم</p> <p><u>حديث المفلس الحقيقي</u></p> <p>أن يستنتج التلاميذ الأعمال التي تجعل الإنسان مفلسا يوم القيامة .</p> <p>أن يستنتج التلاميذ الأعمال التي تجعلنا من الفائزين يوم القيامة .</p> <p>أن يدلل التلاميذ من القرآن والسنة على الأعمال التي تجعلنا من الفائزين</p> <p><u>صلاة الجماعة</u></p> <p>أن يستنتج التلاميذ أهمية العلم بأحكام الصلاة.</p> <p>أن يوضح التلاميذ أحكام صلاة الجماعة وصلاة المسبوق</p>	<p>مساعدة التلميذ في حفظ خمس عشرة آية من السورة الكريمة من خلال المصحف المعلم .</p> <p>مساعدة التلميذ في البحث عن صور لمخلوقات الله .</p> <p>تشجيع التلميذ على العمل الصالح في حياته اليومية.</p> <p>مساعدة التلميذ في البحث عن آيات عن حسن الخلق رحمة الله بعباده .</p> <p>مساعدة التلميذ في البحث عن آيات قرآنية أو أحاديث نبوية تحثنا على الصلاة.</p> <p>يمكن لولي الأمر الدخول من خلال الرابط المرفق لموقع قناة اللغة العربية والتربية الإسلامية الخاص بمدرسة ونشستر ومتابعة التسجيلات الخاصة بالدروس ومشاركتها مع التلميذ وتدوين ما تعلمه في دفتره المدرسي.</p>	<p><u>قناة اللغة العربية والتربية الإسلامية بمدرسة ونشستر</u></p>
Islamic Education for Non – Arabs	<p>Surat AL-Infitar</p> <p>To find out the signs of the Day of Judgement.</p>	<p>Help your child to memorize the verses of Surat Al-Infitar from 1- 15.</p> <p>Share your child the themes of the Surah.</p>	



The Winchester School, Jebel Ali



Family Learning Newsletter (Year 5)-September 2024

	<p>To count some of Allah's blessings upon man. To compare between the righteous and the wicked on the Day of Judgement.</p> <p>The Real Bankrupt (Noble Hadith) To explain the concept of the bankrupt. To identify the actions that cause Man bankruptcy on the day of Judgement.</p> <p>Calling (Da'wah) the People of Ta'if to Islam. To identify the goal of the messenger (P-B-U-H) of calling the people of Ta'if to Islam. To explain the patience and determination the Prophet show during the events of calling the people of Ta'if.</p>	<p>Share with your child the general meaning of the Hadith of the bankrupt man. Share your child the actions that cause bankruptcy. Talk with your child about the goal of Prophet Mohamed (P-B-U-H) of Colling the people of Ta'if. Explain to your child the patience that prophet show during the events of calling the people of Ta'if. Go through the links on the Arabic and Islamic YouTube Channel so that you can help your child learn more at home about the topic.</p>	
French	Unit: je me presente French Alphabet (start the phonetics) The greetings The classroom instructions.	Use the suggested website and encourage your child to learn the meanings and the spelling of some of: the greetings, and understand the classroom instructions in French.	https://www.languagenut.com



The Winchester School, Jebel Ali




Family Learning Newsletter (Year 5)-September 2024


<p>Physical Education</p> <p>Activity-1</p> <p>Activity-2</p> <p>Activity-3</p> <p>Activity-4</p>	<p>Football- Passing & receiving</p> <p>Football- Dribbling & shooting</p> <p>Football- Heading & goalkeeping</p> <p>Football- Team game</p>	<p><u>Talk and Encourage</u> the children to do the following:</p> <p><u>Proper warm up</u> The Students will do the proper warm up and will practice the skills with basic rules.</p> <p>Follow the links for the skills and rules</p> <p><u>Cooldown</u> After the game students will do proper cooldown activity.</p>	<p>5 Essential Passing and Receiving Drills - Training Drills To Improve First Touch & Passing Skills.mp4</p> <p>5 Essential Dribbling Drills Improve Your Dribbling With These Five Individual Training Drills (1).mp4</p> <p>How To Score Headers Easy Step By Step Heading Tutorial For Footballers.mp4</p> <p>9 TIPS FOR BEGINNER GOALKEEPERS - Goalkeeper Tips - How to Be A Goalkeeper - Become A Better Goalie.mp4</p> <p>The Art of Passing Great Teamwork Goals.mp4</p>
<p>Information and Communication Technology</p>	<p>Input and Output devices</p> <p>To analyse the different types of input and output devices and its real-life applications.</p>	<p>Health & Safety- General safety in using a computer and e-safety rules, particularly if accessing the Internet. Encourage good posture when sitting at the computer.</p> <p>Encourage your child to research on the different Input and Output devices.</p> <p>Create a Word document that shows the functions of different input and output devices. Along with your child gather information and complete the presentation.</p>	<p>These are the home learning tasks to go along with this computing unit.</p> <p>What are input and output devices? - BBC Bitesize</p>
<p>Music (Joyson)</p>	<p>Learning musical staff line note and space notes and play notes G A B in the recorder with the backing track</p> <p>Line notes E, G, B, D, F.</p> <p>Space notes F, A, C, E.</p>	<p>Let the child practice at home with the backing track, even though there will be squeaking.</p>	



The Winchester School, Jebel Ali



Family Learning Newsletter (Year 5)-September 2024

<p>Music (Kiko)</p>	<p>Improving children’s confidence and musicality through singing actions songs and chanting rhymes. Kind of Notes and Rests</p>	<p>Encourage the child sing action songs at home. Ask the child to perform the songs we learned in school. Help the child choose which other songs they know aside from the songs taught in school and let them invent their own singing actions.</p>	<p>https://www.timeout.com/new-york-kids/music/best-kids-songs Kinds of Notes and Rests.mp4</p>
<p>Music (Sunil)</p>	<p>Learning how to play the song “Havana” on recorder</p>	<p>Let the child practice at home, even though there will be squeaking. Be an audience and check if the child is holding the recorder properly.</p>	
<p>Moral Education People and Communities</p>	<p>To explore different institutions and name their basic functions.</p>	<p>Encourage your child to explore different institutions and understand their basic functions by engaging in various at-home activities. Together visit virtual museums and libraries together to learn about their educational roles, and set up role-playing games to simulate the operations of institutions like post offices and banks. Assign research projects on schools, hospitals, and fire departments, and watch educational videos that explain these entities. Read books and articles that describe the roles of different institutions, and discuss with family members who have firsthand experience. If possible, visit local institutions for a firsthand look at their functions, and engage in creative projects like drawing or model-building to reinforce their understanding. These activities will help your child appreciate the importance of various institutions in society.</p>	
<p>Peace</p>	<p>To explore various ways of behavior that can be</p>	<p>Encourage your child to develop peaceful behaviors and positively influence others through empathy, active listening, and conflict resolution skills.</p>	



The Winchester School, Jebel Ali

Family Learning Newsletter (Year 5)-September 2024



peaceful and influence others.

Engage in mindfulness practices and promote kindness through acts of compassion and positive reinforcement. Use storytelling and reading to highlight themes of peace and empathy, and involve your child in volunteer activities to instill a sense of community.

Encourage creative expression through art and maintain open communication to help them feel understood and valued.

Assign age-appropriate responsibilities to boost their self-esteem and reflective thinking to foster self-awareness, creating a home environment that nurtures peaceful interactions and positive influence.

