




The Winchester School, Jebel Ali

Family Learning Newsletter- Year 4- April 2025





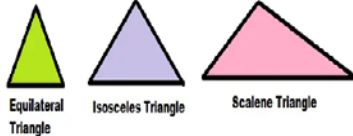
Area of learning	Focus	Activities to help your child at home	Useful Websites/Resources
<p>English- Literacy</p>	<p>Novel: The Owl Who Was Afraid of the Dark. Charlie</p> <p>Spelling:</p> <ul style="list-style-type: none"> • To read and spell words using phonic / spelling knowledge. • To spell regular verb endings. • To distinguish between spelling and meanings of common homophones. <p>Grammar: Exploring Determiners Revisiting Types of Pronouns Exploring Simple, Compound and Complex Sentences</p> <p>Punctuation: To use basic punctuations to mark grammatical boundaries like commas and quotation marks.</p> <p>TEXT LEVEL: Students read and infer from the texts mentioned.</p> <p>Novel: The Owl Who Was Afraid</p>	<p>Share ideas on how we can work effectively as a part of the group.</p> <p>Practice spelling regularly by LOOK, SAY, COVER, WRITE and CHECK strategy.</p> <p>You can use graphics and contextual knowledge to develop the spelling abilities of your child. For e.g. - Ask them to label all their personal belongings at home. Ask them to give you at least two new words every day which they come across while in school or travelling on a bus.</p> <p>Determiners are a type of word that comes before a noun to introduce it and provide additional information about the quantity and proximity of the noun. Please follow the link to understand the same. Pronouns are words that can be used in a sentence to replace a noun or noun phrase. There are different <i>types of pronouns</i>: personal, possessive, and relative.</p> <p>A great writer uses different types of sentences to keep the reader interested, change the pace and tone of their writing. Sentences can be split into three types - simple, compound and complex. For example: When you read a story, the writer will have used different types of sentences to keep your interest. The type of sentence used can affect the pace and mood of the story.</p> <p>Discuss the importance of using Punctuation marks and how it can be used in different ways. For example, Comma can separate a list of actions E.g.: "He hit the ball, dropped the bat, and ran to first base." Encourage them to make a sentence using the words from the spelling list using suitable punctuation marks.</p> <p>Encourage your child to read Fiction.</p> <p>Story Telling: Become a storyteller and ask questions related to characters, their feelings, different settings and the plot of the story.</p>	<div style="background-color: #0072bc; color: white; padding: 10px; border: 1px solid white;"> <p>The 4 types of Sentence</p> <ol style="list-style-type: none"> 1 declarative. statement. 2 interrogative? question? 3 imperative. command! 4 exclamative! exclamation! </div> <p>What is a pronoun? Definition and examples - BBC Bitesize</p> <p>https://www.bbc.co.uk/bitesize/articles/zbvqkty#zywrwsg</p> <p>https://wordwall.net/resource/18849908/english/missing-punctuation</p> <p>Author at Work -Page 115-119</p>



The Winchester School, Jebel Ali

Family Learning Newsletter- Year 4- April 2025



	<p>of The Dark</p> <ul style="list-style-type: none"> • To read and understand the Novel from the author’s point of view. • To identify the purpose of the text. • To make predictions about the next part of the story. • To talk about what the character is feeling from the writer’s choice of words. • To respond to the text. <p><u>Link to Moral Education:</u> Character and Morality- Consideration for Other’s Feelings and Co-operation.</p>	<p>Discuss the use of language by the author and check children’s understanding of the language. Ask questions with reference to the text. Encourage them to suggest ideas for creating their own version of adventure stories.</p> <p><u>Writing Topics:</u> Writing a Magazine Report/ Nocturnal Animals/ Novel based.</p> <p>Share with your child: An article is a piece of writing written for a large audience. The main motive behind writing an article is that it should be published in either newspapers or magazines or journals to make some difference to the world. It may be the topics of interest of the writer, or it may be related to some current issues.</p> <p>Discuss the similarities and differences between a newspaper report and a magazine report / article.</p> <p>Explore the following questions with your children: How can we show thoughtfulness and consideration towards others? How might our actions affect those around us? Discuss: How do you feel when you are kind to someone? How do you feel when someone is unkind to you? Recount any such event or time of your life when you have done an act of kindness. Share how you felt.</p>	<p><u>Magazine Article</u></p> <p>https://quizizz.com/admin/quiz/6083d13ba193a5001ebfde1a/features-of-a-magazine-article</p> 
<p>Mathematics <u>Geometry</u> <u>(Triangles & Quadrilaterals)</u></p>	<p>To analyze and decide how many different isosceles triangles you can find in a regular pentagon.</p>	<p>Talk: The importance and types of triangles and quadrilaterals. A triangle is a simple closed curve or polygon which is created by three line-segments and a polygon having four edges (or sides) together with four vertices is called a quadrilateral.</p>	



The Winchester School, Jebel Ali

Family Learning Newsletter- Year 4- April 2025



important to note that if a shape is made larger or smaller or is rotated this is not translation.

Challenge:

I can translate a shape on a grid.

Translate each shape by moving the labelled point of the shape to the point with the same letter.

Science

SOUND

To recognize that the sound is produced by vibration of materials and can travel through solids, liquids and gases.

Talk about the important **role** the ear plays in receiving sound. Tell them about Sound waves, the way they travel, the mediums they can travel through and the speed at which they travel.

Share with your child to show that **sound is produced by vibrations!** Take a small bowl and cover it tightly with plastic wrap. Sprinkle some rice grains on top. Now, hold a metal spoon and **bang it against a pan or clap loudly near the bowl.** Watch as the rice grains **jump and move**—this happens because the sound waves create vibrations in the

What is sound?


<https://kids.britannica.com/kids/article/sound/353791>

[The Amazing World of Sound.pdf](#)



The Winchester School, Jebel Ali

Family Learning Newsletter- Year 4- April 2025




	<p>To identify and recognize the change in pitch and loudness of sound.</p>	<p>plastic wrap! Discuss with your child how all sounds, whether from voices, musical instruments, or objects, are made by vibrations.</p> <p>Explore with your child how sound travels to the inner ear and how it is processed by the human body. Prompt them to investigate whether sound can travel through space and why. Inspire curiosity about careers related to sound, such as audiologists and sound engineers, as well as recent technological advancements in the field.</p> <p>Discuss the different types of musical instruments—wind, percussion, and string—and explain how each produces sound. Provide insights into how vibrations create sound in these instruments.</p> <p>Encourage students to design and create their own simple musical instruments to investigate how pitch and loudness can be altered. For example, they can stretch rubber bands over a tissue box to explore how tension affects pitch or use different-sized containers to compare sound variations.</p>	<p>The diagram shows a black sine wave. A vertical red double-headed arrow on the left indicates the height of the wave, labeled "amplitude > loudness". Two horizontal green double-headed arrows are placed between the peaks of the wave, labeled "frequency > pitch".</p>
<p>Humanities History</p>	<p>Hadrian's Wall To explore Hadrian's Wall.</p> <p>Key vocabulary: Hadrian, turret, milecastle, fort, Picts</p>	<p>Talk with your child about the Picts and the building of Hadrian's Wall.</p> <p>Share with your child facts about Hadrian's Wall.</p> <p>Encourage your child to research tourist attractions and visitor activities along Hadrian's Wall.</p>	<p>Hadrian's Wall.pdf</p>
	<p>Geography</p>	<p>Talk with your child about a trip you have been on recently.</p> <p>Share with your child what you need to do before any trip.</p> <p>Encourage your child to plan a trip to Europe.</p>	<p>Planning a trip to Europe.pdf</p>



The Winchester School, Jebel Ali

Family Learning Newsletter- Year 4- April 2025



UAE Social Studies	<p>Invention of Writing To explore the history of writing.</p> <p>Key vocabulary: invention, code, communicate, system</p> <p>Number Systems To explore the history of numbers.</p> <p>Key vocabulary: amount, symbol, represent, numeral</p> <p>Developments in Medicine To explore the history of medicine.</p> <p>Key vocabulary: medicine, illness, surgery, vaccine</p>	<p>Talk with your child about the need for writing.</p> <p>Share with your child the origins of writing and the impact writing had on people in history.</p> <p>Encourage your child to research the evolution of writing systems and the invention of the printing machine.</p> <p>Talk with your child about the uses and importance of numbers in modern everyday life.</p> <p>Share with your child the history of numbers.</p> <p>Encourage your child to research the development of number systems.</p> <p>Talk with your child about the Covid19 pandemic and ways to prevent the spread of infection.</p> <p>Share with your child how medicine has developed over time.</p> <p>Encourage your child to research facts about ancient Greek medicine, the Golden Age of Indian Medicine, Chinese Traditional Medicine and the Golden Age of Islamic Medicine.</p>	<p>Invention of Writing.pdf</p> <p>Number System.pdf</p> <p>Development in Medicine.pdf</p>
Arabic for Arabs	<p>أمير الأطباء سليمة أن يقرأ التلميذ النص قراءة</p>	<p>الفعلية مساعدته في جمع شواهد عن الجملة . الفعلية استخدام بعض الألعاب التعليمية للمساعدة على فهم الجملة . الفعلية مساعدته في البحث عن بعض الجمل</p>	<p>الفعلية الجملة</p>



The Winchester School, Jebel Ali

Family Learning Newsletter- Year 4- April 2025




	<p>أن يحدد التلميذ الفكرة الرئيسة والأفكار الفرعية في النص . أن يميز التلميذ الحوار الداخلي والحوار الخارجي بالقصة . أن يتمكن الطالب من تتبع الأحداث ويربط بينها . أن يتخيل الطالب ماذا يحدث لو (مع . إضافة احداث جديدة أو إزالة أحداث من القصة) الجملة الفعلية أن يميز التلميذ بين الجملة الاسمية والفعلية أن يحدد التلميذ أركان الجملة الفعلية . أن يوظف التلميذ الجملة الفعلية في كتابته أن يميز معنى المفعول به، ونماذج للأفعال التي تلزم وجود مفعول به والأفعال التي لا يلزم معها وجود مفعول به . نشيد تعلم يا صغييري أن يتعرف الطالب على الأفكار الرئيسة بالنص والأفكار الداعمة لها أن يتعرف المغزى من النص</p>	<p>الأدبية مساعدته في التمييز بين النصوص . يمكن لولي الأمر الدخول من خلال الرابط المرفق لموقع قناة اللغة العربية والتربية الإسلامية الخاص بمدرسة ونشستر ومتابعة التسجيلات الخاصة بالدروس ومشاركتها مع التلميذ وتدوين ما تعلمه في دفتره المدرسي.</p>	<p>قناة اللغة العربية والتربية الإسلامية بمدرسة ونشستر</p>
<p>Arabic for Non-Arabs</p>	<p>.race (sports) Let's The student should distinguish between different types of sports. • The student should describe sports. • The student should create a dialogue about different sports.</p>	<ul style="list-style-type: none">• Help your child learn about different sports.• Help your child learn the meanings of new vocabulary through research.• Help your child formulate vocabulary in sentences.• Ask your child to speak about different types of sports.	<p>Arabic and Islamic YouTube Channel</p>



The Winchester School, Jebel Ali

Family Learning Newsletter- Year 4- April 2025




	<ul style="list-style-type: none">• The student should write a congratulatory message.• The student should express their opinion on sports and races.• The student should compare two sports.	Go through the links on the Arabic YouTube channel so that you can help your child learn more at home about the topic.	
Islamic for Arabs	<p>سورة الانشقاق أن يوضح الطالب المعنى الإجمالي للسورة. أن يلتزم الطالب آداب التلاوة. أن يعدد الطالب أحداث يوم القيامة الرفق أن يوضح الطالب صور الرفق. ان يدلل الطالب على فضل الرفق. صيامي لربي أن يدلل الطالب على فضل الصوم. أن يعدد الطالب آداب الصوم.</p>	<p>يساعد ولي الأمر التلميذ في حفظ السورة من خلال المصحف المعلم. تشجيع الطالب على الرفق مع الكائنات. توضيح فضل الصوم وآدابه. يمكن لولي الأمر الدخول من خلال الرابط المرفق لموقع قناة اللغة العربية والتربية الإسلامية الخاص بمدرسة ونشستر ومتابعة التسجيلات الخاصة بالدروس ومشاركتها مع التلميذ وتدوين ما تعلمه في دفتره المدرسي.</p>	<p>قناة اللغة العربية والتربية الإسلامية بمدرسة ونشستر</p>
Islamic for Non-Arabs	<p>Surat Al-Ghashiya To recite the verses correctly. To explain the vocabulary of the verses. To compare the conditions of the people of paradise to those of the people of Hell on the Day of Judgement. Praising Allah (S-W-T) for His blessings. To explain the importance of praising Allah (S-W-T). To explain the general meaning of the Hadith. To conclude the reward of the thankful.</p>	<p>Recite the verses with your child correctly and properly using the given link. Share with your child the general meaning of the verses. Talk with your child about the importance of praising Allah (S-W-T). Share with your child the general meaning of the Hadith. Go through the links on the Arabic YouTube channel so that you can help your child learn more at home about the topic.</p>	<p>Arabic and Islamic YouTube Channel</p>



The Winchester School, Jebel Ali

Family Learning Newsletter- Year 4- April 2025




ICT Follow the Digital Trail.	To create awareness of the information that is shared online leaves digital footprint. To explore the information that is appropriate to be shared online.	Encourage your child to explore on digital trail. Support your child to distinguish between the information that is appropriate to share online and the information that are risky to be shared online. Guide your child to create a quiz/ poster on the topic - Digital Trail	https://www.ibm.com/topics/digital-footprint https://www.digitalwellbeing.ae/en/digital-domains/digital-footprint?color=fill_lightblue
Music Mr. Kiko	<ul style="list-style-type: none"> Improving children’s confidence and musicality through singing actions songs and chanting rhymes. Kinds of Notes 	<ul style="list-style-type: none"> Encourage the child to sing action songs at home. Ask the child to perform the songs we learned in school. Help the child choose which other songs they know aside from the songs taught in school and let them invent their own singing actions.	
Music Mr. Sunil	Learning how to play the song “Happy birthday” on recorder	<ul style="list-style-type: none"> Let the child practice at home, even though there will be squeaking. Be an audience. But better also check if the child is holding the recorder properly. 	
Music Mr. Joyson	Learning how to play the recorder using notes G A B with the song “Au clair de la lune”	Learning how to play the recorder using notes G A B with the song “Au clair de la lune”	
Physical Education Activity -1 Activity - 2 Activity - 3 Activity - 4	Basketball - Dribbling Basketball - Passing & Receiving Basketball - Passing (Give and Go) Basketball – Lay-up shot	<u>Talk and encourage the children to do the following:</u> <u>Proper warm up</u> The students will do the proper warm up and will practice the skills with basic rules. Follow the links for the skills and rules <u>Cooldown</u> After the game students will do proper cooldown activity.	Useful sites: Links: 6 BEST Dribbling Drills For Kids! Basketball Drills For Beginners.mp4 Passing Drill for Youth Basketball Baker Drills Review by George Karl.mp4



The Winchester School, Jebel Ali

Family Learning Newsletter- Year 4- April 2025



			<p>4 Great Basketball Give and Go Drills - for youth teams.mp4</p> <p>How to Shoot a Lay-up in Basketball.mp4</p>
<p>Moral Education Positive Emotions</p>	<p>Understanding UAE culture</p> <p>Leadership Gemstones Value of the month: “Leading with Vision ”</p>	<p>Talk with your child about cultural diversity. Share with your child about a range of cultural diversity.</p> <p>Discover the concept of vision through storytelling. Read a short story "The Dream Builder" which teach us about that planning and setting goals were the keys to turning vision into reality.</p> <p>Discuss:</p> <ul style="list-style-type: none"> • How can we stay motivated and focused on our own goals, even when faced with challenges? • What steps can you take to make those dreams come true? <p>Encourage:</p> <ul style="list-style-type: none"> • "My 3 Goals for the Month" Students write down three goals on a piece of paper. Encourage them to be specific, such as "Read two books, Practice drawing for 10 minutes. every day," or "Finish all my homework on time. <p>At home: Goal setting Make goal-setting fun by turning it into an interactive treasure hunt that the whole family can enjoy. Eg: Set a Fun Family Goal</p> <p>As a family, choose one small, fun goal to achieve together. It could be something like "Clean up the backyard," "Bake cookies, or Complete a puzzle. After the hunt, discuss how the small tasks (steps) helped the family achieve the big goal, and how working together made it more enjoyable.</p>	