



# The Winchester School, Jebel Ali

## Family Learning Newsletter -Year 6- April -2025




Area of Learning	Focus	Activities to help your child at home	Useful websites/Resources																																																																				
English	<p><b>Spellings:</b> To explore the use of suffixes which help a noun to change into an adverb. Suffix - ly,-Ward,-Wise.</p> <table border="1" data-bbox="338 564 866 940"> <thead> <tr> <th colspan="4" style="text-align: center;">Suffix Word List</th> </tr> <tr> <th style="text-align: left;">-able</th> <th style="text-align: left;">-en</th> <th style="text-align: left;">-ful</th> <th style="text-align: left;">-ion</th> </tr> </thead> <tbody> <tr><td>Avoidable</td><td>Golden</td><td>Careful</td><td>Action</td></tr> <tr><td>Enjoyable</td><td>Wooden</td><td>Cheerful</td><td>Attraction</td></tr> <tr><td>Exchangeable</td><td>Sweeten</td><td>Colorful</td><td>Direction</td></tr> <tr><td>Manageable</td><td>Harden</td><td>Delightful</td><td>Infection</td></tr> <tr><td>Readable</td><td>Flatten</td><td>Fearful</td><td>Injection</td></tr> <tr><td>Usable</td><td>Lighten</td><td>Helpful</td><td>Election</td></tr> <tr><td>Washable</td><td>-er</td><td>Wonderful</td><td>-less</td></tr> <tr><td>Laughable</td><td>Catcher</td><td>Painful</td><td>Careless</td></tr> <tr><td>Comfortable</td><td>Defender</td><td>Peaceful</td><td>Fearless</td></tr> <tr><td>Pleasurable</td><td>Driver</td><td>Useful</td><td>Harmless</td></tr> <tr><td>-ly</td><td>Leader</td><td>-ible</td><td>Sleepless</td></tr> <tr><td>Badly</td><td>Robber</td><td>Reversible</td><td>Useless</td></tr> <tr><td>Wisely</td><td>Ruler</td><td>Collectible</td><td>-ness</td></tr> <tr><td>Kindly</td><td>Speaker</td><td>Defensible</td><td>Thickness</td></tr> <tr><td>Smoothly</td><td>Teacher</td><td>Forcible</td><td>Softness</td></tr> </tbody> </table> <p><b>Grammar:</b> To explore and understand using formal conventions while communicating.</p> <p><b>Formal Letter Writing</b> To explore the key elements and structure in order to write a formal Letter. To independently write a formal letter.</p>	Suffix Word List				-able	-en	-ful	-ion	Avoidable	Golden	Careful	Action	Enjoyable	Wooden	Cheerful	Attraction	Exchangeable	Sweeten	Colorful	Direction	Manageable	Harden	Delightful	Infection	Readable	Flatten	Fearful	Injection	Usable	Lighten	Helpful	Election	Washable	-er	Wonderful	-less	Laughable	Catcher	Painful	Careless	Comfortable	Defender	Peaceful	Fearless	Pleasurable	Driver	Useful	Harmless	-ly	Leader	-ible	Sleepless	Badly	Robber	Reversible	Useless	Wisely	Ruler	Collectible	-ness	Kindly	Speaker	Defensible	Thickness	Smoothly	Teacher	Forcible	Softness	<p>Explore with your child that suffix is a meaningful unit of letters attached to the end of a word which has the power to change the meaning or even grammatical function of a word. By adding Suffix - ly,- Ward,-Wise you can turn a noun into an adverb.</p> <p>Share with your child a list of nouns and ask them to change it into Adverbs. Example: brave: bravely, Simple: simply, backward, clock-clockwise, length-lengthwise etc.</p> <p>Discuss with them about how letters play a key role in a majority of organizations even today, though are printed form. Discuss with your child on how they can write handwritten notes at first, and then progress to letters. Talk about the of use of formal speech for official communications. Formal writing tends to include more complex sentence structures, more precise/ technical language and higher-level punctuation.</p> <p>Encourage by providing a set of sentences and ask them to identify the vocabulary and sentence style used in formal letters and official emails.</p> <p>Share some examples where formal speech is used addressing set of audience or specific concerns for example, letters to schools/ bookstores/ complain letters.</p> <p>Discuss with them difference of formal and informal speech.</p>	<p><a href="https://www.bbc.co.uk/bitesize/articles/zxk7kty">https://www.bbc.co.uk/bitesize/articles/zxk7kty</a> <a href="https://www.spellzone.com/word_lists/list-4660.htm">https://www.spellzone.com/word_lists/list-4660.htm</a></p>
Suffix Word List																																																																							
-able	-en	-ful	-ion																																																																				
Avoidable	Golden	Careful	Action																																																																				
Enjoyable	Wooden	Cheerful	Attraction																																																																				
Exchangeable	Sweeten	Colorful	Direction																																																																				
Manageable	Harden	Delightful	Infection																																																																				
Readable	Flatten	Fearful	Injection																																																																				
Usable	Lighten	Helpful	Election																																																																				
Washable	-er	Wonderful	-less																																																																				
Laughable	Catcher	Painful	Careless																																																																				
Comfortable	Defender	Peaceful	Fearless																																																																				
Pleasurable	Driver	Useful	Harmless																																																																				
-ly	Leader	-ible	Sleepless																																																																				
Badly	Robber	Reversible	Useless																																																																				
Wisely	Ruler	Collectible	-ness																																																																				
Kindly	Speaker	Defensible	Thickness																																																																				
Smoothly	Teacher	Forcible	Softness																																																																				



# The Winchester School, Jebel Ali

## Family Learning Newsletter -Year 6- April -2025



**Formal**

- Full sentences ✓
- Correct grammar and vocabulary ✓
- No contractions e.g. I would... ✓
- No idioms ✓
- Passive voice ✓  
e.g. The application form is complete.
- No phrasal verbs e.g. To investigate ✓
- No abbreviations e.g. As soon as possible ✓
- No exclamation marks ✓
- No imperatives. ✓  
e.g. You may complete the form.

**Moral Education:**  
Respecting others in the community

Talk the about times when letters were the primary source of communication. Tell them about your experience of writing a letter or sending letters to your distant relative and the anticipation of waiting for the reply.

Encourage your child to write a letter to a friend or their grandparents, encourage them by helping. Motivate them to pen down the expressions on paper. They can research on various types of letters and learn about formal and informal letters.

Share about your experience of how you learnt writing letter in younger years. Elevate them how learning to write a letter helped you to draft formal emails. You can talk about the similarities letter and email contains.

<https://www.bbc.co.uk/bitesize/topics/zfdh8xs/articles/z4ck8hv#z3kjgfr>

**Formal Letter Format**

Write To: ✓  
 82 Orchard Street  
 Oak Village, Wincote 34141  
 015 083 8780  
 school@winchester.com

From: ✓  
 The IT Manager  
 System Intervention (Pvt) Limited  
 Address

Dear Sirs: ✓

I am writing this letter of resignation to formally notify you of my decision to resign from the post of Assistant Manager operations with PVT Group of companies. I have taken this decision after thorough deliberation and assessment and I believe it is in my best interest to move on.

As per company policy, I would be required to complete a notice period of one month starting from today i.e. July 2025, 2024, and ending on my resignation ending date which is August 2025, 2024.

I kindly request you of my resignation letter as early as possible to ensure a smooth transition for the organization. I thank you and the company management for their excellent.

Regards,  
 Signature  
 Name

**Your details.**

**Contact information of the person you are writing to.**

**Greetings**

**Body of Letter**



# The Winchester School, Jebel Ali

## Family Learning Newsletter -Year 6- April -2025



Mathematics

### NEGATIVE NUMBERS

Talk to your child about temperature in hot and very cold areas where it goes below zero. Ask them how we will write the temperature which is below zero?

With negative numbers.

#### Negative Numbers

When you count back past zero, you go into negative numbers.

Positive numbers are more than zero, whereas negative numbers are less than zero.

-20 -19 -18 -17 -16 -15 -14 -13 -12 -11 -10 -9 -8 -7 -6 -5 -4 -3 -2 -1 0 1 2 3 4 5 6 7 8 9 10 11 12 13 14 15 16 17 18 19 20

In real life, we use negative numbers when talking about temperature, depths below sea level and sometimes money too.

To complete some calculations, we need to know how to count with negative numbers.

For example, we could use this number line to help us calculate  $5 - 12$ .




$$5 - 12 = -7$$

<https://wordwall.net/resource/37919059>



# The Winchester School, Jebel Ali

## Family Learning Newsletter -Year 6- April -2025



### AREA OF TRIANGLE

Look at the table below. There are instructions in the top row; these tell you the difference required between a number in one column and the new number in the next column. Find the appropriate answer in the next column and join them with a line. The first sequence has been done for you as an example.

See if you can complete the other sequences, using the numbers in the start column. Try using a different colour for each sequence.

Start	+ 6	- 15	+ 21	- 29	+ 24
6	3	2	23	-9	-3
11	-4	-12	18	-6	4
-10	12	-19	20	-27	13
8	17	-1	9	-11	18
-3	14	-3	2	-20	15

**Parent Tip:** Encourage your child to create a number line or draw one on a mini whiteboard for these calculations. It can help to visualise which way they're counting for addition and subtraction questions involving negative numbers.

### TEMPERATURE TRACKING:

**Materials:** Thermometer, weather app, notebook

**Activity:**

Have the child check the **daily temperature** of different cities (some with negative temperatures, like Antarctica or Canada in winter).

Compare warm and cold places, identify temperature differences, and calculate the change in temperature.

Example: *If London is 5°C and Moscow is -8°C, what is the difference? (5 - (-8) = 13°C)*

<https://wordwall.net/resource/15787180>


<https://wordwall.net/resource/14818193>

<https://wordwall.net/resource/28349438>



# The Winchester School, Jebel Ali

## Family Learning Newsletter -Year 6- April -2025




### AREA OF PARALLELOGRAM



Take a rectangular piece of paper.  
Fold it by joining together one of the opposite vertices.  
Observe the new shapes formed. (represented by different shades of blue in above picture).  
Using the prior knowledge of area of rectangle (Length X Breadth), the students can understand that area of triangle is half the area of rectangle.

Area of a triangle = half the area of the rectangle  
= half of the base x height



Take a rectangular piece of paper.  
Cut out a right-angled triangle from one of the sides. (as illustrated in above picture)  
Join the cut-out on the other side as per given figure.





Observe the new shape formed (parallelogram).



# The Winchester School, Jebel Ali

## Family Learning Newsletter -Year 6- April -2025



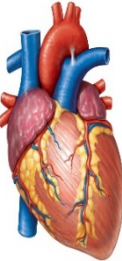

		<p>Using the prior knowledge of area of rectangle (Length X Breadth) the students can understand that area of parallelogram is equal to area of rectangle.</p> <div style="border: 1px solid orange; padding: 5px; text-align: center;"><p>Area of a parallelogram = the area of the rectangle = base x height</p></div> <p><b><u>GRID PAPER AREA ESTIMATION:</u></b> <b>Materials:</b> Graph/grid paper, ruler, pencil <b>Activity:</b> Draw different <b>triangles and parallelograms</b> on grid paper. Count the squares to estimate the area before calculating it using the formulas. Compare the estimated vs. actual area.</p> <p><b><u>TRIANGLE AND PARALLELOGRAM ART COLLAGE:</u></b> <b>Materials:</b> Construction paper, glue, ruler, scissors <b>Activity:</b> Have the child create a <b>collage of different-sized triangles and parallelograms</b>. Label the <b>base and height</b> on each shape and calculate the area before sticking them onto the sheet.</p>	
<p><b>Science</b></p> 	<p><b>Separation Techniques</b> To describe how to recover a substance from a mixture by using different separation techniques.</p>	<p><b>Talk</b> -Discuss with your child some techniques used in our daily life to separate the materials like magnetism, sieving etc. Discuss why a baked cake is an example of an irreversible change and freezing is a reversible change.</p> <p><b>Share</b>-Share real-life examples in line with these topics. Carry out simple experiments and investigation to reinforce the same.</p>	<p><b>Separation Techniques</b></p> <p><a href="https://www.bbc.co.uk/bitesize/articles/zw7tv9g">https://www.bbc.co.uk/bitesize/articles/zw7tv9g</a></p>



# The Winchester School, Jebel Ali

## Family Learning Newsletter -Year 6- April -2025



	<p>To find out the most suitable solution to control an oil spill in a water body.</p>  <p><b>Circulatory system – Flow of Blood</b> To describe the structure and functions of the human heart.</p>	<p><b>Encourage:</b> Encourage your child to explore the websites given to work independently. Please encourage your child to refer to the links provided to refresh their understanding and knowledge of the topics mentioned in the Focus column.</p> <p><b>Talk:</b> Discuss with your child and engage in discussions to deepen their understanding of the circulatory system. You can also use diagrams or models to make the learning experience more interactive and fun.</p>	<p><a href="https://kids.britannica.com/students/article/oil-spill/312798">https://kids.britannica.com/students/article/oil-spill/312798</a></p> <p><b>Structure and functions of the human heart.</b></p> <p><a href="https://kids.britannica.com/kids/article/cardiovascular-">https://kids.britannica.com/kids/article/cardiovascular-</a></p>
<p><b>Humanities Geography Mapping Skills</b></p>	<p>To explore six-figure grid references.</p> <p><b>Key vocabulary:</b> map symbols, Ordnance Survey maps, grid, co-ordinates, Eastings, Northings, south west corner, four-figure grid references, six-figure grid references</p>	<p><b>Talk</b> to your child about Ordnance Survey (OS) maps and point out the grid squares.</p> <p><b>Share</b> with your child how to read six-figure grid references and explain how they help pinpoint exact locations.</p> <p><b>Encourage</b> your child to find different locations from six-figure co-ordinates.</p>	<p><a href="#">Six figure grid references.pdf</a></p>



# The Winchester School, Jebel Ali

## Family Learning Newsletter -Year 6- April -2025




<p><b>History Vikings and Anglo-Saxons</b></p>	<p>To explore how land use has changed over time.  <b>Key vocabulary:</b> past, present, similarities, differences</p> <p>To explore the introduction of Danegeld.  <b>Key vocabulary:</b> Danegeld, King Ethelred II The Unready</p> <p>To explore life in Viking times.  <b>Key vocabulary:</b> saga, runes, longhouse</p>	<p><b>Talk</b> to your child about land use, how and why they change over time.</p> <p><b>Share</b> the pros and cons of change in land use over a period of time.</p> <p><b>Encourage</b> your child to find similarities and differences between maps of the same location over different periods in time.</p> <p><b>Talk</b> to your child about Danegeld, when and why it was introduced.</p> <p><b>Share</b> with your child how effective Danegeld was.</p> <p><b>Encourage</b> your child to research why King Ethelred chose to use Danegeld.</p> <p><b>Talk</b> to your child about key aspects of Viking life: houses, food, clothes and jewellery.</p> <p><b>Share</b> with your child information about Viking rhyme, writing, art and craft.</p> <p><b>Encourage</b> your child to create a poster, game, podcast or a quiz about an aspect of Viking life.</p>	<p><a href="#">Charting the Changes.pdf</a></p> <p><a href="#">Danegeld.pdf</a></p> <p><a href="#">Viking Life.pdf</a></p>
<p><b>UAE Social Studies</b></p>	<p><b><u>The Golden Age of Islamic Civilization</u></b></p>	<p><b>Talk</b> with your child about the Golden Age of Islamic Civilization.</p>	<p><a href="#">THE GOLDEN AGE OF ISLAMIC CIVILIZATION.pdf</a></p>



# The Winchester School, Jebel Ali

## Family Learning Newsletter -Year 6- April -2025



To explore the development of the Golden Age of Islamic Civilization.

**Key vocabulary:** Golden Age of Islamic Civilization, Abbasid Dynasty, caliph, scholar, merchant.

### Baghdad

To explore the development of Baghdad as a capital city.

**Key vocabulary:** suburb, canal, palace, defence, multicultural



### Science and Innovation

To explore science and innovation in the Golden Age of Islamic Civilization.

**Key vocabulary:** astronomy, translation, innovation, invention, engineering, entrepreneur

**Share** with your child the importance of the Golden Age of Islamic Civilization.

**Encourage** your child to research information about the achievements of this period in history - the Golden Age of Islamic Civilization.

**Talk** with your child about the importance of the location of Baghdad.


**Share** with your child what life was like in Baghdad 1,000 years ago.

**Encourage** your child to research the development of Baghdad as a capital city and its multiculturalism.



**Talk** with your child about the innovative achievements during the Golden Age of Islamic Civilization.

**Share** with your child the significant people during this period in time who contributed to science and innovation.



[BAGHDAD.pdf](#)




[SCIENCE AND INNOVATION.pdf](#)



# The Winchester School, Jebel Ali

## Family Learning Newsletter -Year 6- April -2025



**Encourage** your child to examine examples of scientific, engineering and technological innovation in the Golden Age of Islamic Civilization and explain how they might have worked.



### Arabic for Arabs

#### (رواية أحلام ليليل السعيدة)

أن يميز المتعلم بين القصة والرواية  
أن يفسر المتعلم كلمات وتراكيب وأساليب من النص في سياقاتها  
أن يحدد المتعلم أساليب خبرية في النص  
أن يحلل المتعلم رواية محددا عناصرها  
(كتابة نص إقناعي (تعبير إبداعي  
أن يحلل المتعلم النص تحليلا أدبيا  
أن يحدد المتعلم أساليب خبرية في القصيدة  
أن يحدد المتعلم الفكرة والعاطفة في القصيدة  
حروف تنطق ولا تكتب  
أن يكتب المتعلم كلمات بها حروف تنطق ولا تكتب  
أن يحدد المتعلم حروفا تنطق ولا تكتب السطر  
ضمائر الرفع المنفصلة والمتصلة  
أن يميز المتعلم بين الضمائر المتصلة والمنفصلة في الجملة

مساعدة التلميذ في البحث عن لغويات النص بالمعجم على الإنترنت و يحلل رواية .

مساعدة التلميذ في كتابة ملخص للرواية بالمنزل  
مساعدة التلميذ في تحديد التلميذ التطور المكاني والزمني والعقدة في الرواية  
مساعدة التلميذ في قراءة الرواية وتحديد الفكرة الرئيسية  
مساعدة التلميذ في كتابة كلمات بها حروف تنطق ولا تكتب  
تدريبه على إعراب وتوظيف الضمائر المتصلة في كتاباته الإبداعية مع الضبط وفقا لقواعد النحو

يمكن لولي الأمر الدخول من خلال الرابط المرفق لموقع قناة اللغة العربية والتربية الإسلامية الخاص بمدرسة ونشستر ومتابعة التسجيلات الخاصة بالدروس ومشاركتها مع التلميذ وتدوين ما تعلمه في دفتره المدرسي

قناة اللغة العربية والتربية الإسلامية بمدرسة ونشستر



# The Winchester School, Jebel Ali

## Family Learning Newsletter -Year 6- April -2025




	<p>أن يوظف المتعلم الضمائر المتصلة مضبوطة الآخر في حديثه وكتاباتة الإبداعية مع الضبط وفقا لقواعد النحو.</p>		
<b>Arabic for Non-Arabs</b>	<p><b>( في المدرسة ) In the school</b> To create sentences about the school. To design a mind map about the school. To use the exclamatory style with the school. To create a dialogue about the school. To describe his/her school. To compare between his/her school and different school. To create a paragraph about the school. To express his/her opinion of the school.</p>	<p><b>Encourage</b> your child to memorize his/her new vocabulary about the new topic (the hobbies) from the Arabic notebook and book (dictionary). Talk to your child about the school. Ask your child about his opinion regarding his school. Go through the links on the Arabic YouTube channel so that you can help your child learn more at home about the topic.</p>	Arabic and Islamic YouTube Channel
<b>Islamic for Arabs</b>	<p>اختيار الجليس أن يميز الطالب بين الصالح والصاحب السيء أن يوضح الطالب أهمية اختيار الأصدقاء في حياة المسلم أن يبين الطالب المعنى الإجمالي للحديث الشريف يسر الإسلام أن يفسر الطالب بعض معاني مفردات الحديث أن يستنتج الطالب المعنى الإجمالي للحديث الشريف أن يبين الطالب مجالات اليسر في الإسلام غزوة أحد أن يبين الطالب أسباب الغزوة أن يستنبط الطالب الدروس والعبر المستفادة من الغزوة أن يلخص الطالب أحداث الغزوة</p>	<p>مساعدة الطالب في معرفة أنواع الأصدقاء مساعدة الطالب في معرفة الحديث الشريف ومعناه والمعنى الإجمالي له حث الطالب على ضرورة مخالطة الأخيار وحسن اختيار الأصدقاء مساعدة الطالب في معرفة يسر الإسلام في الصلاة والصوم والزكاة والحج مساعدة الطالب في معرفة بعض الأدلة على يسر الإسلام تشجيع الطالب على تطبيق ما تعلمه بين إخوته ومجتمعه والافتداء بنبيه صلى الله عليه وسلم وصحابته الكرام .. مساعدة الطالب في معرفة أسباب ونتائج واحداث غزوة أحد يمكن لولي الأمر الدخول من خلال الرابط المرفق لموقع قناة اللغة العربية والتربية الإسلامية الخاص بمدرسة ونشستر ومتابعة التسجيلات الخاصة بالدروس ومشاركتها مع التلميذ وتدوين ما تعلمه في دفتره المدرسي.</p>	قناة اللغة العربية والتربية الإسلامية بمدرسة ونشستر



# The Winchester School, Jebel Ali

## Family Learning Newsletter -Year 6- April -2025



<p><b>Islamic for Non-Arabs</b></p>	<p><b>Lesson 1 Surat Al-Mulk</b> To prove with evidence the power of Allah, glory be to Him To explain how to thank Allah, glory be to Him, for His gifts.</p> <p><b>Lesson 2 Battle of Uhud</b> To explain the lessons to be learned from the Battle of Uhud.</p> <p><b>Lesson 3: Voluntary Fasting</b> To explain the concept of voluntary fasting referencing to Qur'an, Hadeeth, Seerah, and daily lives.</p>	<p><b>Encourage</b> your child to memorize surat Al-Mulk 16-30 with the meanings of it.</p> <p><b>Encourage</b> your child to recall the event of Battle of Badr and link it with Battle of Uhud.</p> <p><b>Encourage</b> your child to observe the manners of fasting and the importance of it</p> <p><b>Encourage</b> your child to color monthly prayer chart and answers in book ISLAM MY WAY OF LIVING as Encourage your child to apply obligatory element of Salah.</p> <p>Go through the links on the Arabic YouTube channel so that you can help your child learn more at home about the topic.</p>	<p>Arabic and Islamic YouTube Channel</p>
<p><b>French</b> <u>Unit :</u> La Nourriture</p>	<p>Identify food and drinks in French. Name the different meals in French</p>	<p>Help your child to find the new vocabulary and to create their own dictionary.</p> <p>Help your child to use these words to create their own sentences/to create a ppt / poster/leaflet about different meals in French.</p>	<p><u>Practice :</u> <a href="https://www.languagenut.com/resources/#/Catalog?moduleUid=131">https://www.languagenut.com/resources/#/Catalog?moduleUid=131</a> <a href="https://www.languagenut.com/resources/#/Catalog?moduleUid=131&amp;startScreen=2">https://www.languagenut.com/resources/#/Catalog?moduleUid=131&amp;startScreen=2</a> <a href="https://www.languagenut.com/resources/#/Catalog?moduleUid=132">https://www.languagenut.com/resources/#/Catalog?moduleUid=132</a> <a href="https://www.languagenut.com/resources/#/Catalog?moduleUid=132&amp;startScreen=1&amp;noSkip=1">https://www.languagenut.com/resources/#/Catalog?moduleUid=132&amp;startScreen=1&amp;noSkip=1</a></p>



# The Winchester School, Jebel Ali

## Family Learning Newsletter -Year 6- April -2025



<p><b>Physical Education</b></p> <p><b>Activity -1</b></p> <p><b>Activity - 2</b></p> <p><b>Activity - 3</b></p> <p><b>Activity - 4</b></p>	<p>Cricket – Bowling Skills</p> <p>Cricket – Batting skills</p> <p>Cricket – Fielding</p> <p>Cricket – Running between wickets</p>	<p><u><b>Talk and Encourage the children to do the following:</b></u></p> <p><u>Proper warm up</u> The Students will do the proper warm up and will practice skills with basic rules.</p> <p>Follow the links for the skills and rules</p> <p><u>Cooldown</u> After the game students will do proper cooldown activity.</p>	<p><u><b>Useful sites / Links:</b></u></p> <p><a href="#">Bowling skills</a></p> <p><a href="#">Batting skills</a></p> <p><a href="#">Fielding skills</a></p> <p><a href="#">Running b/w wickets</a></p>
<p><b>Information and Communication Technology</b></p>	<p><u><b>Topic: Number System</b></u> <u><b>Introduction to Binary</b></u></p> <p>Examine the way that computers use whole numbers to represent numbers.</p> <p>Convert binary numbers to decimal numbers</p>	<p>Motivate your child to explore different number systems.</p> <p><b>Encourage</b> your child to research and create a presentation on the different number systems</p> <p>Research on the importance of different number systems</p>	<p><a href="#">Numbers and Number Systems - Kids   Britannica Kids   Homework Help</a></p> <p><a href="#">Birthday Binary Code for Kids - Innovation Kids Lab</a></p>
<p><b>Music</b> (Mr. Joyson)</p>	<p>Learning musical staff line note and space notes and play notes G A B in the recorder with the backing track</p> <p>Line notes E, G, B, D, F.</p> <p>Space notes F, A, C, E.</p>	<p>Let the child practice at home with the backing track, even though there will be squeaking.</p>	





# The Winchester School, Jebel Ali

## Family Learning Newsletter -Year 6- April -2025



		<p><b><u>Empathy Role Play:</u> Understand the difference between cognitive and emotional empathy through real-life examples.</b></p> <p><b>Activity:</b> Assign family members different scenarios (e.g., helping a friend who lost something, comforting someone feeling sad). Take turns role-playing how to empathize cognitively (understanding their perspective) and emotionally (sharing their feelings).</p> <p><b>Extension:</b> Discuss how showing empathy made both the giver and receiver feel.</p> <p><b><u>Empathy Journal:</u></b> Reflect on personal empathy and its effects on relationships.</p> <p><b>Activity:</b> Encourage your child to write about a situation where they showed empathy or observed someone else being empathetic. Include:</p> <ul style="list-style-type: none"><li>• What happened?</li><li>• How did the other person feel?</li><li>• What actions were taken?</li><li>• How did you feel afterward?</li></ul> <p><b><u>Kindness Chain:</u> Visually represent positive actions and understand the ripple effect of empathy and kindness.</b></p> <p><b>Activity:</b> Each day, perform a small act of kindness (e.g., helping a sibling with homework, writing a thank-you note). Write each act on a strip of paper and link them together to form a kindness chain.</p>	<p><a href="https://biglifejournal.com/">https://biglifejournal.com/</a></p>
--	--	--	--



# The Winchester School, Jebel Ali

## Family Learning Newsletter -Year 6- April -2025



		<p><b>Community Care Project:</b> Practice real-world empathy by considering the needs of others and acting to help.</p> <p><b>Activity:</b> Create care packages (e.g., for neighbors, frontline workers, or animals) or volunteer as a family.</p>	
--	--	--	--