

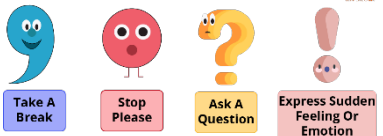
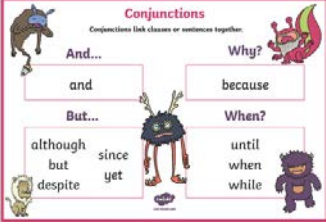





The Winchester School, Jebel Ali

Family Learning Newsletter-Year 2 -February - 2025



Area of learning	Focus	Home Activities/How can you help your child at home?	Useful websites								
<p>English</p>	<p>Spelling To spell words with the short /u/ sound spelled with /o/. In some words, the short/sound is spelled/o/. Example: mother. To spell words with the long/e/ sound spelled with /ey/ Example: valley</p> <p>Punctuation To effectively use punctuation learned in stories and other creative writing tasks.</p> <p>Grammar Conjunctions: To identify conjunctions.</p> <p>To understand the role of conjunctions in a sentence. To use conjunctions 'when' 'because' 'if' and 'that' appropriately in stories to join sentences.</p> <p>Text Level: Contemporary tales:</p>	<p>Spelling Detective- Write a small paragraph in which some of the words are wrongly spelt. Encourage your child to be the 'Detective.' If he/ she detects 'all' the misspelt words and spells them correctly, his/her reward is your penalty! You must write the paragraph once with the correct spellings. 😊</p> <p>On Monday, Mavis the monkey and his brother Mardi decided to make some pocket money. They asked their mother if they could do any jobs for her and she told her sons that she had dozens of jobs.</p>  <table border="1" data-bbox="1344 582 1568 877"> <tr> <td>brother</td> <td>oven</td> </tr> <tr> <td>monkey</td> <td>money</td> </tr> <tr> <td>honey</td> <td>month</td> </tr> <tr> <td>glove</td> <td>dove</td> </tr> </table> <p>Practice Kung fu punctuation with your child, remind them to use it during big talk from home learning.</p>  <p>Give your child a few cards and ask him/her to write the conjunction sentence if required.</p> 	brother	oven	monkey	money	honey	month	glove	dove	<p>short u spelled o</p> <p>ey words</p> <p>Punctuations</p> <p>Conjunction Games</p> 
brother	oven										
monkey	money										
honey	month										
glove	dove										



The Winchester School, Jebel Ali

Family Learning Newsletter-Year 2 -February - 2025



Encourage your child to add coins in various ways to get different answers. Encourage your child to explore coins from another country e.g. Dirhams.



Provide your child with some objects and tag the items with prices and **encourage** them to create sums finding the total cost of two or more items, calculating the change left. e.g. If I have 20 dirhams, list down what are the different things you can buy?

Talk and count the different ways:

How many ways can your child make 10 p, 25 p, 15 p, 40 p, or 50 p?



QUESTIONS TO ASK

How many ways can you make 5p/10p/20p?

How many ways can you make 2 aed, 5 aed, 10 aed?

Fractions

[Money](#)

[Money](#)

[Change Exchange](#)

[Comparing fractions](#)



The Winchester School, Jebel Ali

Family Learning Newsletter-Year 2 -February - 2025



To recognize, find, name, and write fractions $\frac{1}{3}$, $\frac{1}{4}$, $\frac{2}{4}$, and $\frac{3}{4}$ of a length, shape, set of objects, or quantity.

To write simple fractions for example $\frac{1}{3}$ of 6 = 2 and recognize the equivalence of $\frac{1}{3}$ and $\frac{2}{6}$.

Tell your child that if they need to find one-third of several objects, for example, $\frac{1}{3}$ of 12, it is always a good idea to count out 12 objects and then divide them into 3 equal groups.

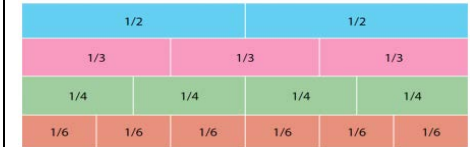
It may be a good idea to draw 3 circles on a piece of paper so that they are clear about how they are dividing the objects equally into three groups.

Take an egg carton made of one dozen (12) eggs. Use the egg carton as a tool to teach and model fractions. The size of an egg carton does not change. The child should demonstrate to you what simple fractions are by putting eggs into the carton. You could place marbles, buttons, or other things in the egg carton. For example, to represent $\frac{3}{12}$ children need to place 3 buttons in the crate.

Encourage your child to ask you questions. You must represent the fractions, and he/she needs to check it. Make intentional mistakes to check if your child can correct you and explain what went wrong!

QUESTIONS TO ASK

<p>What is $\frac{1}{4}$ of $\frac{1}{2}$ of X?</p>	<p>$\frac{1}{4}$ of what number equals X?</p>	<p>How do you work out $\frac{1}{4}$ of an amount?</p>
---	--	---



[shape--fraction](#)

[fraction Wall](#)

[Find the Fraction](#)

[fractions-of-a-whole-word-problems](#)



The Winchester School, Jebel Ali


Family Learning Newsletter-Year 2 -February - 2025



Science

Interdependency

Describe how different habitats provide for the basic needs of various animals and plants, and how they depend on one another.



To analyze the ways animals, adapt to their habitats to more effectively catch food, stay safe from predators, and care for their young.

Talk to your child about the different places where they see animals and plants living. How do plants and animals survive in any habitat (place).

Share with your child pictures of different habitats or ask them to use the internet to find out more about different habitats. (Give clues – vegetation – types of trees, animals, climate etc.)

Think Ask children to think of any other ways in which animals might be dependent on plants?

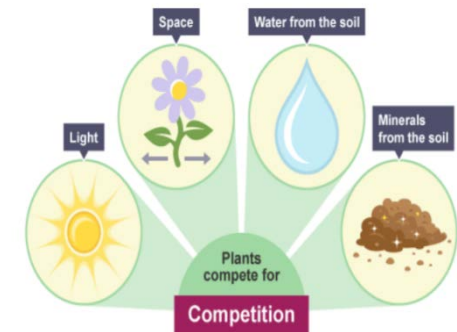
Encourage children to write down all their findings and make a booklet on habitats.

Share with children's examples of plants and birds co-habiting. E.g. Birds nesting in trees or bushes, squirrels living in trees, owls nesting in holes in trees, butterflies laying their eggs on plants etc. Plants can provide shade and/ or protection from heavy rain as well as shelter from animals.

Talk to your child about how important it is to have a food chain for the survival of animals. Describe how animals get their food from plants and other animals.

Identify the components of a food chain in nature to create a four-linked food chain. Use a paper plate to show the circle of life. Make cutouts of different animals and plants.


[Interdependency.pdf](#)

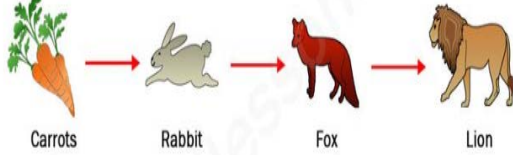




The Winchester School, Jebel Ali

Family Learning Newsletter-Year 2 -February - 2025



	<p><u>Food chain</u></p> <p>To describe how animals get their food from plants and other animals.</p>  <p style="text-align: center;"><i>A four linked food chain</i></p>	<p>Encourage your child to specify producer, consumer, prey and predator.</p>	<p>Food Chain.pdf</p>
<p>Humanities</p> <p>History</p>	<p>The Great Fire of London</p> <ul style="list-style-type: none"> ➤ The events of the Great Fire <p>To explore the events of the Great Fire of London.</p> <p>Key Vocabulary: century, London, order, event, timeline, change</p>	<p>Talk to your child about the Great Fire of London, how it started and why it spread.</p> <p>Encourage your child to research the events of the Great Fire of London.</p> <p>Share with your child the sequence of events of the Great Fire and create a timeline of their own.</p>	<p>The events of the Great Fire.pdf</p>
<p>UAE Social Studies</p>	<p><u>Living in the Past</u></p> <p>To explore life in the UAE in the past.</p> <p><u>Key vocabulary:</u> photo, neighbourhood, past, present</p>	<p>Talk to your child about your childhood and neighbourhood in the past.</p> <p>Share with your child what life was like in the UAE in the past.</p>	<p>Living in the Past.pdf</p>



The Winchester School, Jebel Ali

Family Learning Newsletter-Year 2 -February - 2025



	<p><u>My Friends</u></p> <p>To explore where our friends in the UAE come from.</p> <p><u>Key vocabulary:</u> expat, religion, language history,</p>	<p>Encourage your child to share the similarities and differences between life in the UAE in the past and present.</p> <p>Talk to your child about the people who live in the UAE from all over the world, the countries they come from, the languages they speak, the cultures they follow and the food they eat.</p> <p>Share with your child pictures and videos of different cultures.</p> <p>Encourage your child to respect and find out more about people from other countries.</p>	<p>My Friends.pdf</p>
<p>Arabic for Arabs</p>	<p>قصة الدجاج لايري في الظلام</p> <p>أن يحدد التلاميذ شخصيات القصة. أن يحدد التلاميذ المكان والزمان. أن يضع التلاميذ عنواناً آخر للقصة. أن يقرأ التلاميذ القصة قراءة جهرية صحيحة . أن يضع التلاميذ نهاية جديدة للقصة. أن يحدد التلاميذ الأسماء والأفعال في القصة. نشيد الطفل والعصفور أن يحدد التلاميذ مفردات النص. أن يميز التلاميذ الفرق بين الشعر والنثر . أن يحدد المعنى الإجمالي للنص . أن يميز التلاميذ التعبير الحقيقي والمجازي حروف العطف أن يميز التلاميذ حروف العطف.</p>	<p>الدعم المقدم من ولي الأمر يقوم ولي الأمر بمتابعة التقدم في الكتابة وتعلم المقطع الساكن. متابعة التلميذ في قراءة القصص الجديدة . تقديم الفيديوهات لمساعدة التلميذ على فهم القصص والنصوص . مساعدة التلميذ للدخول على قناة المدرسة على اليوتيوب. مساعدة التلميذ على فتح منصة كتي مساعدة التلميذ في كتابة الإملاء والتدرب عليها . يمكن لولي الأمر الدخول من خلال الرابط المرفق لموقع قناة اللغة العربية والتربية الإسلامية الخاص بمدرسة ونشستر ومتابعة التسجيلات الخاصة بالدروس ومشاركتها مع التلميذ وتدوين ما تعلمه في دفتره المدرسي.</p>	<p>منصة كتي للقراءة</p> <p>قناة اللغة العربية والتربية الإسلامية بمدرسة ونشستر</p>



The Winchester School, Jebel Ali

Family Learning Newsletter-Year 2 -February - 2025



<p>Arabic for non-Arabs</p>	<p>The Zoo (حديقة الحيوان)</p> <ul style="list-style-type: none">-To use new words in a different sentence.- To describe the zoo using adjectives.- To create a dialogue about the zoo.- To conjugate the new verbs with the pronouns in sentences.- To create a simple paragraph about the zoo.	<p>In every lesson, we provide the students with new words with their meanings to help your child memorize and use them in sentences of his/her own.</p> <ul style="list-style-type: none">-Ask your child to speak about his favorite animals.-Ask your child to describe the zoo that he visited before.-Ask your child to describe the zoo.- Go through the links on the Arabic YouTube channel so that you can help your child learn more about the topic at home.	<p>kutubee reading platform</p> <p>Arabic and Islamic YouTube Channel</p>
<p>Islamic for Arabs</p>	<p>الصادق الأمين أن يعدد التلميذ صفات الرسول صلى اللع عليه وسلم أن يدلل التلميذ على فضل الصدق فضل تلاوة القرآن الكريم أن يستنتج التلميذ فضل تلاوة القرآن أن يعدد التلميذ آداب تلاوة القرآن خير الأعمال في الإسلام أن يوضح التلميذ بعض الأعمال الطيبة كمسلم أن يشرح التلميذ أهمية فعل الخير</p>	<p>يساعد ولي الأمر التلميذ من خلال: حثه على حفظ السورة من خلال المصحف المعلم . حثه على التحلي بالأخلاق الحميدة قولاً وفعلاً. يمكن لولي الأمر الدخول من خلال الرابط المرفق لموقع قناة اللغة العربية والتربية الإسلامية الخاص بمدرسة ونشستر ومتابعة التسجيلات الخاصة بالدروس ومشاركتها مع التلميذ وتدوين ما تعلمه في دفتره المدرسي.</p>	<p>قناة اللغة العربية والتربية الإسلامية بمدرسة ونشستر</p>
<p>Islamic for non-Arabs</p>	<p>Surat Al-Qadr</p> <ul style="list-style-type: none">• Explain the virtue of the Night of Al-Qadr• Mention the acts that are suitable for the Night of Al-Qadr. <p>The Virtue of Reciting the Holy Qur'an</p> <ul style="list-style-type: none">• To mention the lessons learned from the noble Hadith.	<p>Encourage your child to memorize Suratu Al-Qadr with the meaning. Talk to your child about the main lessons we learn from this Surah. Share with your child the importance of doing good deeds Talk with your child about the virtues of reciting the Holy Qur'an. Encourage your child to color monthly prayer chart and answers in book ISLAM MY WAY OF LIVING as Encourage your child to apply the obligatory element of Salah.</p>	<p>Arabic and Islamic YouTube Channel</p>



The Winchester School, Jebel Ali

Family Learning Newsletter-Year 2 -February - 2025




	<p>Respect for Others</p> <ul style="list-style-type: none"> To explain how to respect others when dealing with and playing with them. <p>To explain the importance of respect for the wishes and views of others.</p>	<p>Go through the links on the Arabic and Islamic YouTube channels so that you can help your child learn more at home about the topic</p>	
<p>Physical Education</p>	<p>Activity 1 Fitness Test.</p> <p>Activity 2 Basketball- Dribbling</p> <p>Activity 3 Basketball - Passing & Receiving</p> <p>Activity 4 Basketball - Dribble, jump stop, and pass</p>	<p><u>Talk and Encourage</u> the children to do the following:</p> <p><u>Proper warm-up</u> The students will do the proper warm-up and will practice the skills with basic rules.</p> <p>Follow the links for the skills and rules</p> <p><u>Cooldown</u> After the game students will do a proper cooldown activity.</p>	<p>Fitness Test.mp4</p> <p>How to Dribble .mp4</p> <p>Tips, Skills, and Drills : Passing.mp4</p> <p>Dribble, Jump Stop, & Pass Drill.mp4</p>
<p>Computing and thinking</p>	<p>To explore the different tools used in Scratch Junior</p> <p>To explore steps to change the costume for the sprite and move it.</p> <p>To plan and give instructions to sprites for movement.</p>	<p><i>Scratch Jr</i> is an introductory programming language that enables young students to create their own interactive stories and games.</p> <p>Encourage your child to snap together graphical programming blocks to make characters move, jump, dance, and sing.</p>	<p>Introduction of Scratch Jr</p>



The Winchester School, Jebel Ali

Family Learning Newsletter-Year 2 -February - 2025



	To compile a set of instructions for sprites to create a story.	Please support your child in creating stories and games using their imagination.	
Music Year02 Joyson	Improving a child’s confidence and musicality through singing action songs and singing with the appropriate tune.	Let the children sing action songs at home. Ask the child to perform the songs we learned in school. Help the child choose which other songs they know aside from the songs taught in school and let them invent their singing actions.	Jungle Boogie Dance Dance Along I Am The Music Man – The Tofa Tafa Song The BEST Action Song for Children Little Action Kids 👍 - YouTube
Music Year02 Sunil	Read and play Musical notes with the help of some words (Bee, Glow-worm, Butterfly, and caterpillar)	Let the Children play the rhythm with the help of words by clapping (Bee, Glow-worm, Butterfly, and caterpillar) Ask the child to read and play the musical notes without the word support	
Music Year02 Kiko	Improving children’s confidence and musicality through singing action songs and chanting rhymes	Encourage the child to sing action songs at home. Ask the child to perform the songs we learned in school. Help the child choose which other songs they know aside from the songs taught in school and let them invent their singing actions.	
Moral Education	Topic: Caring for the school environment ➤ To understand how to care for the school environment. ➤ To suggest how important it is to take care of places and	Talk to your child about the meaning of caring. Share with your child about the importance of taking care of the school environment. Encourage your child to recognize the importance of taking care of places and surroundings as how we take care of ourselves.	Cleanliness at School..pdf



The Winchester School, Jebel Ali

Family Learning Newsletter-Year 2 -February - 2025



	<p>surroundings as we take care of ourselves and others.</p> <p>Topic: Being Honest</p> <ul style="list-style-type: none">➤ To understand the differences between honesty and dishonesty.	 	
--	---	--	--