
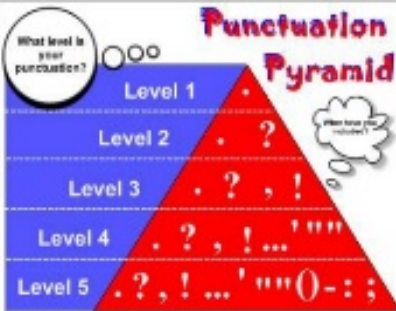




The Winchester School, Jebel Ali

Family Learning Newsletter- Year 4 February 2025





Area of learning	Focus	Activities to help your child at home	Useful Websites/Resources
English- Literacy	<p>Spelling: Learning Objective</p> <ul style="list-style-type: none"> To spell words with the prefixes: in-, il-, ir- im- Use words with endings that sound like /ʒən/ To spell words ending with -tion, -ssion, -sion, -cian. <p>Grammar: Learning Objective</p> <ul style="list-style-type: none"> To organise ideas into paragraphs. To use conjunctions to show time and cause. <p>Li: I can express time and cause using conjunctions</p> <p>Time conjunctions tell us when something is happening</p> <p>Before she plays netball, Kate always does a warm-up.</p> <p>Conjunctions such as 'because' and 'so' link something happening with the cause or reason.</p> <p>Remember, the comma!</p> <p>Because she doesn't want to get injured, Kate always does a warm-up.</p> <p>Punctuations: Learning Objective</p> <ul style="list-style-type: none"> To use basic punctuation to mark grammatical boundaries like commas and full stops. They are used to join and separate clauses and identify their effectiveness in writing. To explore the use of punctuation marks like commas, colons, semi-colons and exclamation marks in sentences. 	<p>Discuss the use of prefix 'in' means 'not'. When you add into a root word, you do not change the spelling, Example correct = incorrect.</p> <p>Look for the rules including these prefixes and create a list of words beginning with them.</p> <p>Talk to your about the different ways to spell the words ending with the sounds like /ʒən/-tion, -sion, -ssion, -cian.</p> <p>Challenge them to create a list of words ending with sounds like /ʒən/.</p> <p>Discuss the meaning and encourage them to make sentences using the words.</p> <p>Tell the children that some conjunctions are useful for showing time (when something happened) or cause (the reason that it happened)</p> <p>Write the 3 following sentences: Ben's mum took Ben to the mall for Ben's birthday.</p> <p>Ask children to identify and explain what is wrong in the sentence.</p> <p>Discuss the solution. Explain that we can use pronouns.</p> <p>Ask the children to recall what a conjunction is. Discuss the use of conjunctions using the given links and practice using it to write extended sentences.</p> <p>Talk to your child that inverted commas or speech marks go around direct speeches, including its punctuation.</p> <p>Remind them that if the speech ends with an exclamation mark or question mark, this also goes inside the inverted commas.</p> <p>Discuss the importance of using Punctuation marks and how it can be used in different ways. For example, Comma can separate a list of actions eg. "He hit the ball, dropped the bat, and ran to first base." Encourage them to make a</p>	<p>prefix</p> <p>https://wordwall.net/resource/5294350/english/fronted-adverbials</p> <p>Conjunction Wheel</p> <p>Conjunction Quiz</p> <p>punctuations interactive</p>  <p>Punctuations</p>



The Winchester School, Jebel Ali

Family Learning Newsletter- Year 4 February 2025





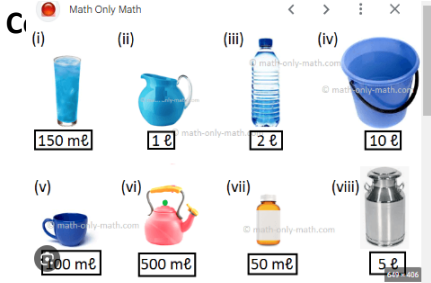
	<p>Students read and infer from the texts mentioned.</p> <p>Writing Topics: Newspaper Report:</p> <ul style="list-style-type: none"> To analyse and identify the features of a recount text. To write a newspaper style report. <p>Speaking: What inspiration did you draw from the life of Plop? What do the other characters in the novel teach us?</p>	<p>sentence using the words from spelling list using suitable punctuation marks.</p> <ol style="list-style-type: none"> 1. Encourage your child to make predictions about what's going to happen next as they read a text. 2. Tell your child to ask questions about the text. ... 3. Talk to your child and Clarify key information in a text. ... 4. Use graphic organisers and defined structures in which learners summarise sections of the text. <p>Discuss the key elements and structure of newspaper report.</p> <p>https://www.readingrockets.org/article/introduction-letter-writing</p>  <p>Encourage your child to read newspaper articles. While you read simple articles in newspapers and ask questions like who, what, where, when. ENCOURAGE your child to look out for the answers.</p> <p>SHARE the concepts of fact and opinion with your child. And identify examples for each in a newspaper report.</p> <p>Cut out newspaper articles and highlight words and phrases that are based on facts and opinions.</p>	<p>Reading Comprehension Booklet-50-55</p> <p>Author At Work Page -51-57</p> <p>https://wordwall.net/resource/401488/english/newspaper-article-features</p> <p>https://wordwall.net/resource/10078864/features-of-a-newspaper</p> <p>https://www.bbc.co.uk/bitesize/articles/z6n6dp3</p>
--	--------------------------------------------------------------------------------------------------------------------------------------------------------------------------------------------------------------------------------------------------------------------------------------------------------------------------------------------------------------------------------------------------------------------	------------------------------------------------------------------------------------------------------------------------------------------------------------------------------------------------------------------------------------------------------------------------------------------------------------------------------------------------------------------------------------------------------------------------------------------------------------------------------------------------------------------------------------------------------------------------------------------------------------------------------------------------------------------------------------------------------------------------------------------------------------------------------------------------------------------------------------------------------------------------------------------------------------------------------------------------------------------------------------------------------------------------------------------------------------------------------------------------------------------------------------------------------------------------------------------------------------------------------------------------------------------------------------------	-----------------------------------------------------------------------------------------------------------------------------------------------------------------------------------------------------------------------------------------------------------------------------------------------------------------------------------------------------------------------------------------------------------------------------------------------------------------------------------------------------------------------------------------



The Winchester School, Jebel Ali

Family Learning Newsletter- Year 4 February 2025




	<p>STEAM Based activity- Role Play/ creating fireworks- Based on the Novel- create posters</p> <p>Listening Comprehension- Making inferences and determining the purpose.</p> <p>Spellings <u>The Owl Who Was Afraid Of The dark</u></p>  <p>Link to Moral Education: Character and Morality</p> <p>Teaching Ethical values: Fairness, Caring, Honesty, Tolerance & Respect.</p>		
<p>Measurement: Capacity</p>	 <p>To Read and write the relationships between metric units for length (kilometers and meters); use decimal notation to tenths to record length</p>	<p>Talk:-</p> <p>Capacity is a measure of how much something can hold before it becomes full. A milliliter is the volume of one cubic centimeter. A thousand milliliters is a liter.</p> <ul style="list-style-type: none"> ➤ We use spoons, jugs, glasses, beakers, bowls, barrels, bottles, pitchers, cartons, cans, and the like to store liquids. ➤ We take medicine in a fluid ounce. ➤ The capacity of a tablespoon is nearly half a fluid oz. ➤ The capacity of 25 teaspoons is nearly equal to half a cup. 	<p>https://www.tinytap.com/activities/g2848/play/capacity-game</p> <p>Word-problem on measuring length</p>

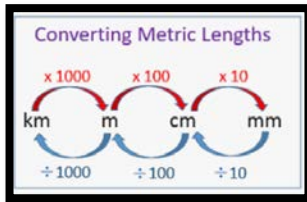


The Winchester School, Jebel Ali

Family Learning Newsletter- Year 4 February 2025



- Use multiplication to convert from larger to smaller units of length



To estimate and compare length and

round numbers using measuring tapes

To calculate and solve different measures of length using decimals to 1 place.

To solve word problems involving measure: length

To convert from larger to smaller units of length and record lengths using decimals.

To solve word problems involving measure: length and mass.

Multiplication

To know 2, 3, 4, 5 and 10 times table and multiplication/division facts

- The capacity of a car's fuel tank is about 15 gallons. A fish tank can hold 6 gallons.

Find the measure of longest and shortest object in your living room and convert it into different units of length.

Talk: -To convert a larger unit to a smaller unit e.g. m to cm, first check the number of smaller units needed to make 1 larger unit. Then, multiply that number by the number of larger units. Converting smaller units to larger units.

Share -Measuring length means measurement of the length of any object with the help of measuring tools like a ruler, measuring tape, etc. For example, the length of a pencil can be measured in inches using a ruler. The height of students in a class can be measured using a fee scale. There are units of length like inches, centimeters, meters, feet, etc

Encourage: -The general rule for estimating is to look at the digit to the right of the digit you want to estimate. Estimating or rounding to the nearest whole number means looking at the digit to the right of the decimal. If you see a digit greater than 5, round up, and if it's less than 5, round down.

Challenge: 1

[Reading Scales](#)

[Multiplication and Division](#)


(Click on Times Table and Division facts)

[Canoe Penguins](#)
[Multiplication | Math](#)
[Playground](#)



The Winchester School, Jebel Ali


Family Learning Newsletter- Year 4 February 2025



related to the 2, 3, 4, 5- and 10-times tables.

To know and use factor pairs in mental calculations.


To solve multiplication two-step problems in contexts, estimate and use inverse operations to check answers to a calculation.



Units of Measurement

Sarah is measuring how tall her sister is. Her tape measure measures in feet and inches. She is 5ft 6 inches tall.

She need to know her height in metres. How tall is she in metres?



$$12 \text{ inches} = 1 \text{ foot} = 30 \text{ cm}$$

Challenge: 2

Draw and design a floor plan of your dream house keeping in mind the length and height of each part.

Have rapid-fire rounds on times table to motivate children to know 2, 3, 4, 5 and 10 times table. **Share** how a division fact is related to the times table e.g. - $3 \times 2 = 6$ or $6/2 = 3$.

Share the knowledge of multiples with children asking simple questions such as - What are the first five multiples of 2? (2, 4, 6, 8, 10) next five multiples of 2? (12, 14, 16, 18, 20)

What patterns do you notice? (all of the units digits are even; repeating units digit pattern of 0, 2, 4, 6, 8)

Encourage your child to create a memory game. Face down the multiplication cards (4x5, 2x7, 8x6) and number cards (20, 14, 48). How many pairs can you find?

Talk to the children about factors and multiples.

Share an interesting poster making activity with them.

Factor pairs

(Click play games and then click factors)


Factors

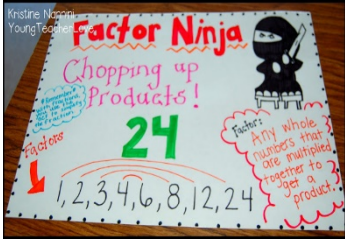

Word problems



The Winchester School, Jebel Ali

Family Learning Newsletter- Year 4 February 2025





		<p>They can make a Ninja poster to recall the factors and colour code different multiples.</p>  <p>Encourage your child use the factors and multiples while doing mental calculations.</p> <p>Talk and share with children a strategic plan (RUCSAC) to work with word problems. Encourage children to retell a word problem in their own words. Underline the key words. Identify the key vocabulary for addition, subtraction, multiplication, or division.</p> <p>Challenge: A group of students went on a field trip. They took 5 vans and 2 buses. There were 45 students in each van and 75 students in each bus.</p> <p>How many students went on the field trip?</p> <p>Alison is thinking of a number. Her number is a multiple of 4, 5 and 6. What could her number be?</p>	
<p>Science</p> 	<p>Habitats</p> <p>Animals in danger</p> <p>To recognize that environments can change and that this can sometimes pose dangers to living organisms.</p>	<p>Research with your child about endangered species. Give examples of animals that are now extinct. E.g. dinosaurs and mammoths.</p> <p>Print or draw pictures of these animals and create a collage.</p> <p>Discuss why these animals are endangered and brainstorm ways to protect them (e.g., reducing pollution, supporting conservation efforts).</p>	<p><u>Endangered species</u></p> <p>endangered species - Kids Britannica Kids Homework Help</p> <p><u>Extinct Animals</u></p> <p>Extinct Animals - Kids </p>



The Winchester School, Jebel Ali

Family Learning Newsletter- Year 4 February 2025




	<p>To explore different types of food chains/webs in the local environment as well as different habitats.</p>  <p style="text-align: center;">Food Chain</p>		
<p>Humanities Geography- Exploring Europe</p>	<p>Comparing Climates To explore the climate of European regions.</p> <p>Key vocabulary: climate, latitude, Arctic Circle</p>	<p>Talk to your child about the influence latitude has on the climate of an area.</p> <p>Share with your child the similarities and differences between climate and weather.</p> <p>Encourage your child to research the climate of a place in Europe and compare it to where they live in the UAE.</p>	<p>Comparing Climates.pdf</p>
<p>UAE Social Studies</p>	<p>Resources and Trade To explore ways to overcome the scarcity of resources.</p> <p>Key vocabulary: trade, scarcity, interdependent, needs</p>	<p>Share with your child the reasons people trade resources.</p> <p>Talk with your child about the different ways to overcome scarcity of resources through trade.</p> <p>Encourage your child to research the goods and services being traded in the UAE.</p>	<p>The UAE Economy.pdf</p>



The Winchester School, Jebel Ali

Family Learning Newsletter- Year 4 February 2025




	<p>The UAE Economy To explore the UAE economy in the past, present and future.</p> <p>Key vocabulary: business, economy, produce, consume.</p>	<p>Talk to your child about the goods and services the UAE is producing and consuming now.</p> <p>Share with your child the goods and services the UAE produced in the past.</p> <p>Encourage your child to research the knowledge-based economy the UAE government wants to create in the future.</p>	
Arabic for Arabs	<p>ياسمين وزهرة دوار الشمس سليمة أن يقرأ التلميذ النص قراءة</p> <p>أن يحدد التلميذ الفكرة الرئيسة والأفكار الفرعية في النص أن يميز التلميذ الحوار الداخلي والحوار الخارجي بالقصة الخارجية للقصة أن يصيغ التلميذ نهاية جديدة</p> <p>: الفعلية الجملة أن يميز التلميذ بين الجملة الاسمية والفعلية أن يحدد التلميذ أركان الجملة الفعلية أن يوظف التلاميذ الأفعال الثلاثة في فعلية كتابة جمل</p> <p>: الاسماء ألف الوصل وهمزة القطع في أن يميز التلميذ ألف الوصل وهمزة القطع في الاسماء أن يصيغ التلميذ فقرة مستخدمًا ألف الوصل وهمزة القطع</p>	<p>عناصرها قراءة إحدى القصص وتحديد الفعلية مساعدته في جمع شواهد عن الجملة . استخدام بعض الألعاب التعليمية المساعدة في فهم الجملة الفعلية الإلقاء مساعدته في كيفية الأدبية مساعدته في التمييز بين النصوص حثه على استخدام التعبيرات المجازية في حديثه. يمكن لولي الأمر الدخول من خلال الرابط المرفق لموقع قناة اللغة العربية والتربية الإسلامية الخاص بمدرسة ونشستر ومتابعة التسجيلات الخاصة بالدروس ومشاركتها مع التلميذ وتدوين ما تعلمه في دفتره المدرسي.</p>	<ul style="list-style-type: none">• قصة ياسمين وزهرة الشمس• الجملة الفعلية• الجملة الاسمية والفعلية• ألف الوصل وهمزة القطع
Arabic for Non-Arabs	<p>Jobs and Careers the jobs To distinguish between .and careers To describe the jobs and careers .using the new vocabulary</p>	<p>In every lesson, we provide the students with new words with their meanings to help your child memorize and use in sentences of his/her own. Ask your child to speak about his favorite job.</p>	<p>kutubee platform</p> <p>Arabic and Islamic YouTube Channel</p>



The Winchester School, Jebel Ali

Family Learning Newsletter- Year 4 February 2025




	<p>To compare between the different .jobs and careers the To create a paragraph about .and careers jobs To express his opinion about the jobs and careers.</p>	<p>Go through the links on the Arabic YouTube channel so that you can help your child learn more at home about the topic. Go through the links on the Arabic YouTube channel so that you can help your child learn more at home about the topic.</p>	
Islamic for Arabs	<p>سورة الغاشية أن يستنتج التلميذ ما ترشد إليه الآيات . أن يوضح التلميذ المعنى الإجمالي للسورة . أخلاق المتقين أن يدلل التلميذ على أخلاق المتقين أن يستنتج التلميذ معنى التقوى حمد الله على نعمه أن يستنتج التلميذ فضل حمد الله وشكره. أن يعدد التلميذ نعم الله على المسلم.</p>	<p>يساعد ولي الأمر التلميذ في تعلم أحكام التجويد . حث التلميذ على التحلي بالأخلاق الحسنة. حثه على شكر الله في كل الأحوال. تسجيل فيديو لتلاوته سورة الغاشية .</p> <p>يمكن لولي الأمر الدخول من خلال الرابط المرفق لموقع قناة اللغة العربية والتربية الإسلامية الخاص بمدرسة ونشستر ومتابعة التسجيلات الخاصة بالدروس ومشاركتها مع التلميذ وتدوين ما تعلمه في دفتره المدرسي.</p>	<p>قناة اللغة العربية والتربية الإسلامية بمدرسة ونشستر</p>
Islamic for Non-Arabs	<p>Congregational prayer (Salatul-Jama'ah) To differentiate between Salatul-jamaaha, and Salatul-Fard. To explain the importance of praying in Jama'ah. Migration to Abyssinia. To explain the causes of the Muslims' migration to Abyssinia. To know the good treatment between Muslims and non-Muslims. To infer the beauty of Islam in conversation of Jar'far ibn Abi Tal. The year of the sorrow</p>	<p>Share with your child the Hadith of prophet Mohamed (P-B-U-H) about the importance of Salatul-Jama'ah. Please talk with your child about the importance of going to the mosque to perform Salatul-Jama'ah and its benefits. Share the given link and conclude the causes of the Muslims' migration to Abyssinia. Conclude the beauty of Islam in conversation of Jar'far ibn Abi Talip used with the king of Abyssinia. Recite the verses with your child correctly and properly using the given link. Share with your child the general meaning of the verses. Encourage your child to color monthly prayer chart and answers in book ISLAM MY WAY OF LIVING as Encourage your child to apply obligatory element of Salah.</p>	<p>Arabic and Islamic YouTube Channel</p>



The Winchester School, Jebel Ali

Family Learning Newsletter- Year 4 February 2025




	<p>To explain the effect of the death of Lady Khadija and abu talib on the prophet.</p> <p>To Clarify the roles and merits of Khadija, wife of the prophet.</p> <p>To Follow the example of the prophet in terms of overcoming sad situations.</p>	<p>Go through the links on the Arabic and Islamic YouTube channel so that you can help your child learn more at home about the topic</p>	
<p>Activity -1</p> <p>Activity - 2</p> <p>Activity - 3</p> <p>Activity - 4</p>	<p>Fitness Test – Jumping Jacks, Pushups, Squats</p> <p>Cricket – Batting/Forward Drive</p> <p>Cricket – Bowling</p> <p>Cricket – Fielding/Both Hand Pick up and throw</p>	<p><u>Talk and encourage the children to do the following:</u></p> <p><u>Proper warm up</u> The students will do the proper warm up and will practice the skills with basic rules.</p> <p>Follow the links for the skills and rules</p> <p><u>Cooldown</u> After the game students will do proper cooldown activity.</p>	<p><u>Useful sites:</u></p> <p><u>Links:</u></p> <p>Kids Exercises.mp4</p> <p>Cri- Forward drive.mp4</p> <p>Cri-Bowling.mp4</p> <p>Cri- Throwing Technique.mp4</p>
<p>Information and Communications Technology Scratch Programming</p>	<p>To create programs using control blocks - Forever, Repeat, Repeat ... until, if block, if-else blocks.</p>	<p><u>Creative and Programming skill.</u> Encourage your child to discover and experiment with the various control blocks in Scratch, which are essential for guiding the flow of a program. Activity: Guide your child to build a Scratch clicker game program that uses the "Forever" block to trigger a sound whenever the sprite is touched by the mouse pointer and increase the score.</p>	<p>https://scratch.mit.edu/projects/editor/?tutorial=getStarted</p> <p>https://www.create-learn.us/blog/scratch-tutorial-for-kids/</p>
<p>Music Mr. Kiko</p>	<p>Improving children’s confidence and musicality through singing actions songs and chanting rhymes.</p>	<p>Encourage the child to sing action songs at home. Ask the child to perform the songs we learned in school. Help the child choose which other songs they know aside from the songs taught in school</p>	<p>Kinds of Notes (Year4).mp4</p>



The Winchester School, Jebel Ali

Family Learning Newsletter- Year 4 February 2025



	Reading notes	<p>and let them invent their own singing actions.</p> <p>Encourage the child to watch the kinds of notes video</p>	
Music Mr. Sunil	Learning how to play the song "Happy birthday" on recorder	Let the child practice at home, even though there will be squeaking.	
Music Mr. Joyson	<p>Improving child's confidence and musicality through music rhythm reading stage 2</p> <p>We take a deeper look at the half note and how it relates to the quarter and eight notes</p>	<p>Let the child understand the music note value and clap with the notes. Ask the child to perform it with any percussion instrument like maracas, tambourine</p> <p>Steady beat is represented by the boxes, and rhythms are represented as the notes inside the boxes. Counting the number of boxes each note uses is a great way to remember how many beats the note is worth.</p>	
Moral Education	Thoughtfulness, co-operation	<p>Talk with your child to show a greater understanding of how their actions affect the feelings of others around them.</p> <p>Share with your child to understand why co-operative working is important and how group activities should be conducted.</p> <p>Act do a small activity with your child generate a list of feelings start with a basic feeling, such as happy or sad, and explain that this is a feeling. Give a second example, using a more complex feeling such as excited or surprised. Ask them to generate other feelings, add them to the list, and display the list for students on chart Identify feelings as good or not so</p>	



The Winchester School, Jebel Ali

Family Learning Newsletter- Year 4 February 2025



		<p>good. Go back to the start of your feelings list, and have your child give you a thumbs-up for feelings that make people feel good on the inside and a thumbs-down for feelings that make people feel not so good on the inside.</p>	
--	--	-----------------------------------------------------------------------------------------------------------------------------------------------------------------------------------------------------------------------------------------	--