




# The Winchester School, Jebel Ali

## Family Learning Newsletter- Year 3 January 2025




Area of learning	Focus	Activities to help your child at home	Useful Websites/Resources																																																																											
<b>English- Literacy</b>	<p><b>Spellings:</b></p> <ul style="list-style-type: none"> <li>To spell words of two or more syllables.</li> <li>To spell words ending in –tion, –sion, -cian and -ssion.</li> </ul> <table border="1" data-bbox="386 492 772 748"> <tr> <td>-tion</td> <td>-sion</td> <td>extension</td> </tr> <tr> <td>creation</td> <td>division</td> <td>tension</td> </tr> <tr> <td>expression</td> <td>caption</td> <td>substitution</td> </tr> <tr> <td>equation</td> <td>instruction</td> <td>revision</td> </tr> <tr> <td>option</td> <td>decision</td> <td>solution</td> </tr> </table> <p><b>Grammar</b></p> <ul style="list-style-type: none"> <li>To use conjunctions to join sentences.</li> <li>To replace nouns with Pronouns in sentences.</li> <li>To apply Adverbs of place and time in sentences.</li> <li>To use Synonyms and Antonyms for a basic word.</li> </ul> <table border="1" data-bbox="365 1159 850 1466"> <thead> <tr> <th colspan="5">Subordinating Conjunction</th> </tr> </thead> <tbody> <tr> <td>after</td> <td>even</td> <td>lest</td> <td>since</td> <td>whenever</td> </tr> <tr> <td>although</td> <td>even if</td> <td>now</td> <td>so</td> <td>where</td> </tr> <tr> <td>as</td> <td>even though</td> <td>now since</td> <td>so that</td> <td>whereas</td> </tr> <tr> <td>as if</td> <td>if</td> <td>now that</td> <td>supposing</td> <td>where if</td> </tr> <tr> <td>as long as</td> <td>if only</td> <td>now when</td> <td>than</td> <td>wherever</td> </tr> <tr> <td>as much as</td> <td>if when</td> <td>once</td> <td>that</td> <td>whether</td> </tr> <tr> <td>as soon as</td> <td>if then</td> <td>only</td> <td>though</td> <td>whether or not</td> </tr> <tr> <td>as though</td> <td>in as much</td> <td>only if</td> <td>unless</td> <td>which</td> </tr> <tr> <td>because</td> <td>in order that</td> <td>provided</td> <td>until</td> <td>while</td> </tr> <tr> <td>before</td> <td>in order to</td> <td>provided that</td> <td>when</td> <td>who</td> </tr> <tr> <td>by the time</td> <td>just as</td> <td>rather than</td> <td></td> <td>whoever</td> </tr> </tbody> </table>	-tion	-sion	extension	creation	division	tension	expression	caption	substitution	equation	instruction	revision	option	decision	solution	Subordinating Conjunction					after	even	lest	since	whenever	although	even if	now	so	where	as	even though	now since	so that	whereas	as if	if	now that	supposing	where if	as long as	if only	now when	than	wherever	as much as	if when	once	that	whether	as soon as	if then	only	though	whether or not	as though	in as much	only if	unless	which	because	in order that	provided	until	while	before	in order to	provided that	when	who	by the time	just as	rather than		whoever	<p><b>Talk</b> about sounding letters according to the syllables in the word. Every syllable has one and only one vowel sound.</p> <p><b>Discuss</b> that a syllable is a word or a word segment that is pronounced as a single sound. Some words have one syllable (including cat, dog, fish, and walk). Some words have two syllables (including soggy, orange and walking). Some words have three syllables (including gigantic, terrible and peculiar).</p> <p><b>Talk</b> about the different ways of using words with the ‘shun’ sound.</p> <p><b>Encourage</b> your child to find the root words to which each of the suffixes are added.</p> <ul style="list-style-type: none"> <li>If the root word ends with 'c' or 'cs' use the -cian suffix: music - musician</li> <li>When the root word ends with 'd' or 'se' the suffix used is usually -sion: expand - expansion</li> <li>If the root word ends with 't' or 'te' use -tion: invent – invention</li> </ul> <p><b>Conjunctions:</b> A conjunction is a word that joins one part of a text to another. A conjunction connects two clauses in a sentence.</p> <p><b>Talk</b> to your child about conjunctions that extend sentences. Tap on the link to play a game on connectives.</p> <p><b>Discuss</b> how sentences can be extended with conjunctions.</p> <p><b>Encourage</b> your child to choose different conjunctions to extend sentences.</p> <p><b>Pronouns:</b> Build your child’s knowledge of pronouns with this simple activity. Provide your child with a list of</p>	<p><a href="#">Syllables</a></p> <p><a href="#">Spellings: tion, sion, cian</a></p> <p><a href="#">spelling game</a></p> <p><a href="#">Conjunctions - Quiz</a></p> <p><a href="#">Conjunction game</a></p> <p><a href="#">Practise pronouns</a></p>
-tion	-sion	extension																																																																												
creation	division	tension																																																																												
expression	caption	substitution																																																																												
equation	instruction	revision																																																																												
option	decision	solution																																																																												
Subordinating Conjunction																																																																														
after	even	lest	since	whenever																																																																										
although	even if	now	so	where																																																																										
as	even though	now since	so that	whereas																																																																										
as if	if	now that	supposing	where if																																																																										
as long as	if only	now when	than	wherever																																																																										
as much as	if when	once	that	whether																																																																										
as soon as	if then	only	though	whether or not																																																																										
as though	in as much	only if	unless	which																																																																										
because	in order that	provided	until	while																																																																										
before	in order to	provided that	when	who																																																																										
by the time	just as	rather than		whoever																																																																										



# The Winchester School, Jebel Ali

## Family Learning Newsletter- Year 3 January 2025



### Adverbs

An adverb describes a verb, an adjective, or another adverb and answers the questions below.

How?	How Often?	When?	Where?
easily happily loudly quickly quietly sadly silently slowly	always every day frequently never often once seldom sometimes	after before early now since soon today yesterday	away everywhere here home inside near outside there

**Example:** The boy plays the drums loudly.

### Punctuation

- Apostrophe for possession

### Synonym and Antonym

Synonym	Antonym
A word or phrase that has the same or exact meaning as another word or phrase. ✓	A word or phrase that has the opposite meaning as another word or phrase. ✗
Big → Huge	Big → Small
Smart → Intelligent	Tall → Short
Alike → Same	Fast → Slow
Small → Tiny	Early → Late
Begin → Start	Old → Young
Scared → Wealthy	Always → Never
	Loud → Quiet

### Text Level:

sentences and then have your child replace the nouns with the correct pronouns.

**Adverbs:** Share with your child that adverbs are parts of speech and are also known to provide interesting descriptions in sentences.

**Tell** your child that an adverb modifies a verb, an adjective or another adverb.

**Discuss** with your child the types of adverbs.

Adverb of manner tells us how an action is taking place.

Adverb of place describes where the action is taking place.

Adverb of Time tells us when an action is happening.

**Talk** about the structure of sentences and the use of punctuation marks.

Tell your child that the apostrophe has three uses: 1) to form possessive nouns; 2) to show the omission of letters; and 3) to indicate plurals of letters, numbers, and symbols.

### Synonym and Antonym

Guide your child to look for vocabulary and find the meanings as well as the synonyms and antonyms in a dictionary.

**Discuss** the characters, their feelings, different settings and the plot of the stories.

**Enact** stories using puppets or through role play.

**Discuss** the use of imagination and fantasy by the author to create interest in the reader.

### [Adverbs](#)

### [Possessive Apostrophe](#)

### [Synonym and Antonym](#)

### Character Traits


can be inferred by analyzing...

<b>Feelings</b>	<b>Dialogue</b>
<b>Actions</b>	<b>Thoughts</b>




# The Winchester School, Jebel Ali

## Family Learning Newsletter- Year 3 January 2025



### Novel-The Penguin Who Wanted to Find Out

- To draw inferences such as inferring



characters' feelings, thoughts and motives from their actions, and justifying inferences with evidence.

- To identify how language, structure and presentation contribute to meaning.
- To gather information about the author's style of writing
- To refer to the text when looking for information.

### Informal Letters:

- To write different variations of letters. e.g. – informal, invitation letter, thank you, response etc.
- To read examples of letters written for a range of purposes.

**Encourage** your child to explore the description of characters in the novel. Assist your child to differentiate between the characters by finding words and phrases that describe their strengths and weaknesses.

**Talk** to your child about the different letters that they have received / sent, from / to your close ones.

**Encourage** your child to read variations of letters. (letters to friends and family who are far away from home; persuasive letters to their librarian requesting that specific texts to be added to the school library; letter to their favorite author, email, letter to the editor of a kid magazine)

Plan a small party at home, where the child will be in charge of the invitations.

**Share** with your child the details of the party (Time, address and message) so that the same can be included in the invite.


**Encourage** your child to be kind and respectful and follow the value of tolerance.

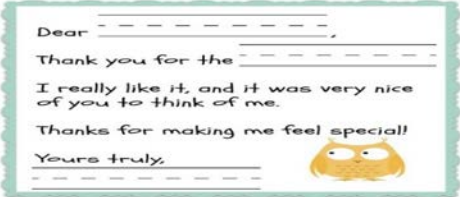





# The Winchester School, Jebel Ali

## Family Learning Newsletter- Year 3 January 2025




	<ul style="list-style-type: none"> <li>To understand structure and layout including use of paragraphs, ways of starting, ending etc.</li> </ul>  <p><b>Moral Education:</b> Respecting others in the community.</p>	<p><b>Tell</b> your child that respect means that you accept somebody for who they are, even when they're different from you or you don't agree with them.</p> <p><b>Share</b> examples of respect in relationships which builds feelings of trust, safety, and wellbeing.</p>																																																																
<p><b>Mathematics:</b></p> <p><b>Multiplication and Division</b></p>	<ul style="list-style-type: none"> <li>To know multiplication facts of 2,3,4,5,8 and 10 times table.</li> <li>To know 3 and 4-times tables</li> <li>To understand division as grouping and sharing</li> </ul>	<p>To create a multiplication fact chart from 1 to 10. Sample multiplication chart:</p> <table border="1" data-bbox="877 808 1440 1078"> <thead> <tr> <th>x</th> <th>1</th> <th>2</th> <th>3</th> <th>4</th> <th>5</th> <th>6</th> </tr> </thead> <tbody> <tr> <td>1</td> <td>1</td> <td>2</td> <td>3</td> <td>4</td> <td>5</td> <td>6</td> </tr> <tr> <td>2</td> <td>2</td> <td>4</td> <td>6</td> <td>8</td> <td>10</td> <td>12</td> </tr> <tr> <td>3</td> <td>3</td> <td>6</td> <td>9</td> <td>12</td> <td>15</td> <td>18</td> </tr> <tr> <td>4</td> <td>4</td> <td>8</td> <td>12</td> <td>16</td> <td>20</td> <td>24</td> </tr> <tr> <td>5</td> <td>5</td> <td>10</td> <td>15</td> <td>20</td> <td>25</td> <td>30</td> </tr> <tr> <td>6</td> <td>6</td> <td>12</td> <td>18</td> <td>24</td> <td>30</td> <td>36</td> </tr> <tr> <td>7</td> <td>7</td> <td>14</td> <td>21</td> <td>28</td> <td>35</td> <td>42</td> </tr> <tr> <td>8</td> <td>8</td> <td>16</td> <td>24</td> <td>32</td> <td>40</td> <td>48</td> </tr> </tbody> </table> <p><b>Talk and Encourage</b> your child to group things into different boxes. Ask them how many things are in each group and how many left.</p> 	x	1	2	3	4	5	6	1	1	2	3	4	5	6	2	2	4	6	8	10	12	3	3	6	9	12	15	18	4	4	8	12	16	20	24	5	5	10	15	20	25	30	6	6	12	18	24	30	36	7	7	14	21	28	35	42	8	8	16	24	32	40	48	<p><a href="https://www.turtlediary.com/game/bingo-multiplication.html">https://www.turtlediary.com/game/bingo-multiplication.html</a></p> <p><a href="#">Hit the Button - Quick fire maths practise</a></p>
x	1	2	3	4	5	6																																																												
1	1	2	3	4	5	6																																																												
2	2	4	6	8	10	12																																																												
3	3	6	9	12	15	18																																																												
4	4	8	12	16	20	24																																																												
5	5	10	15	20	25	30																																																												
6	6	12	18	24	30	36																																																												
7	7	14	21	28	35	42																																																												
8	8	16	24	32	40	48																																																												



# The Winchester School, Jebel Ali

## Family Learning Newsletter- Year 3 January 2025



**Division Strategies**

**equal groups**  
 $18 \div 6 = 3$

**arrays**  
 $18 \div 6 = 3$  in each row

**repeated subtraction**  
 $18 - 6 = 12$   
 $12 - 6 = 6$   
 $6 - 6 = 0$   
 $18 - 6 - 6 - 6 = 0$   
Subtract 6 three times!

**related facts**  
 $18 \div 6 = 3$   
**SWITCH!**  
 $6 \times 3 = 18$

2	7	6	→15
9	5	1	→15
4	3	8	→15

15   15   15   15



**MULTIPLICATION STRATEGIES**

<p><b>EQUAL GROUPS</b></p> <p><math>3 \times 4 = 12</math> 3 groups with 4 items in each</p>	<p><b>REPEATED ADDITION</b></p> <p><math>4 + 4 + 4 = 12</math> <math>3 \times 4 = 12</math></p>
<p><b>SKIP COUNTING</b></p> <p>4, 8, 12 <math>3 \times 4 = 12</math></p>	<p><b>ARRAY</b></p> <p>3 rows with 4 items on each <math>3 \times 4 = 12</math></p>

**Challenge:**

1. The toy shop stocks tricycles and go-carts. The tricycles have 3 wheels and the go-carts have 5 wheels. Sunny counted the wheels. He counted 37 altogether.





How many tricycles are there? How many go-carts? Find two ways to do it.



# The Winchester School, Jebel Ali

## Family Learning Newsletter- Year 3 January 2025





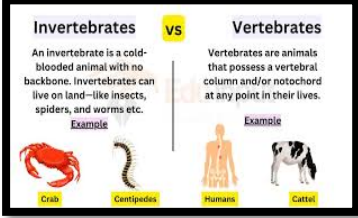
		<p>Use a stopwatch to time yourself.</p> <p>How quickly can you write out your 4 x table like this:</p> $1 \times 4 = 4$ $2 \times 4 = 8$ $3 \times 4 = ?$ $4 \times 4 = ?$ <p>Up to <math>12 \times 4</math>.</p> <p>There are 10 sweets in a packet. I have bought 17 packets. How many sweets do I have?</p> 	
<p><b>Science</b></p>	<p><b><u>UNIT 1 - Animal Including Humans (Skeleton and Muscles)</u></b></p> <ul style="list-style-type: none"> <li>To describe the various functions of the human skeletal system.</li> <li>To explore the key features of the Vertebrate and Invertebrate groups.</li> </ul>	<p><b>Share</b> with the children a printed or cut-out skeleton puzzle. Ask them to assemble the bones in the correct order. You can challenge them to label each bone as they go along.</p> <p><b>Create</b> a simple model of the human skeleton. Using materials like cotton buds, straws, or pasta.</p> <p><b>Talk</b> to your child about the vertebrates and invertebrates. What makes them different from each other. <b>Ask</b> your child to find pictures of various animals (both vertebrates and invertebrates) from magazines or print them from the internet. They can then cut out the pictures and glue them onto a large sheet of paper. Draw a line down the middle of the page and create two sections: one for vertebrates and the other for invertebrates. Children can also categorize them further by adding labels (e.g., mammals, birds, insects, etc.)</p>	<p><b>Animal Including Humans (Skeleton)</b></p> <p>To learn more about vertebrates and invertebrates, click on the link below:</p> <p><a href="https://www.bbc.co.uk/bitesize/articles/zp6g7p3">https://www.bbc.co.uk/bitesize/articles/zp6g7p3</a></p> <p><a href="https://www.bbc.co.uk/bitesize/topics/z636g2p/articles/zx4vsk7#zvsgqfr">https://www.bbc.co.uk/bitesize/topics/z636g2p/articles/zx4vsk7#zvsgqfr</a></p>



# The Winchester School, Jebel Ali

## Family Learning Newsletter- Year 3 January 2025




	 <ul style="list-style-type: none"> <li>To compare the different types of skeletons- endoskeleton, exoskeleton and hydrostatic.</li> </ul>	<p><b>Encourage</b> your child to do interactive activities: Find and stick pictures of different vertebrate and invertebrate animals.</p>	
<p><b>Humanities History</b></p>	<p><b>The Bronze Age – Introduction</b> To explore why the introduction of bronze was a significant change.</p>	<p><b>Encourage</b> your child to read about the Bronze Age. What was life like during that period?</p> <p><b>Share</b> with your child the survival skills for people living in the Bronze Age.</p> <p><b>Talk</b> about how the tools for hunting changed over time.</p>	<p><a href="#">Bronze Age Inroduction.pdf</a></p>
<p><b>UAE Social Studies</b></p>	<p><b>Schools in the UAE</b> To explore schools in the UAE.</p> <p><b>Education in the UAE</b> To explore education in the UAE.</p>	<p><b>Encourage</b> your child to read about schools in the UAE in the past.</p> <p><b>Share</b> with your child how schools today are different from those in the past.</p> <p><b>Talk</b> about the various types of technology that students and teachers can use now.</p> <p><b>Key Vocabulary:</b> respect, team</p> <p><b>Encourage</b> your child to research the different subjects people study at university.</p>	<p><a href="#">Schools in the UAE.pdf</a></p> <p><a href="#">Education in the UAE.pdf</a></p>



# The Winchester School, Jebel Ali

## Family Learning Newsletter- Year 3 January 2025




	<p><b>Healthcare in the UAE</b> To explore healthcare in the UAE.</p>	<p><b>Share</b> with your child the reasons why people choose to attend university. <b>Talk</b> about the various jobs people can pursue after university. <b>Key Vocabulary:</b> subject, job, duty, university, college</p> <p><b>Encourage</b> your child to read about the importance of healthcare in the UAE. <b>Share</b> with your child the different kinds of healthy foods. <b>Talk</b> about the various diseases that can be caused by an unhealthy diet. <b>Key Vocabulary:</b> healthy, weight, hospital</p>	<p><a href="#">Healthcare in the UAE.pdf</a></p>
<p><b>Arabic for Arabs</b></p>	<p><b>قصة حلا تجعل حياتها أحلى</b> أن يحدد عناصر القصة أن يحلل عناصر القصة أن يفسر التلميذ المفردات الجديدة في القصة أن يقرأ التلميذ قراءة جهرية سليمة مراعيًا التنغيم والضبط السليم أن يجيب التلميذ عن أسئلة تظهر فهمه للفكرة الرئيسة والأفكار الفرعية مستعينًا بالنص أن يجمع كلمات من محيط لغوي واحد موضحًا الفرق في دلالاتها <b>: أسلوب العطف</b> . أن يميز التلميذ أسلوب العطف أن يحدد التلميذ حروف العطف ودلالاتها أن يفرق التلميذ بين المعطوف - المعطوف عليه <b>: هيا نعمل</b></p>	<p><b>: يستطيع السيد ولي الأمر أن يساعد الطالب عن طريق</b> مساعدة الطالب على استخدام الكلمات الجديدة في تعبيراته داخل المنزل . مساعدة الطالب على القراءة السليمة للنصوص المدروسة مساعدة الطالب في الربط بين خبراته ومعلوماته السابقة وبين ما يتعرف عليه من معلومات جديدة مساعدة الطالب في الحديث مستخدمًا أسلوب العطف مساعدة الطالب في البحث عن أبيات شعرية تحوي أسلوب العطف يمكن لولي الأمر الدخول من خلال الرابط المرفق لموقع قناة اللغة العربية والتربية الإسلامية الخاص بمدرسة وينشستر ومتابعة التسجيلات الخاصة بالدروس ومشاركتها مع التلميذ وتدوين ما تعلمه في دفتره المدرسي.</p>	<p><a href="https://kutubee.com/">https://kutubee.com/</a> <a href="#">قناة اللغة العربية والتربية الإسلامية بمدرسة ونشستر</a></p>



# The Winchester School, Jebel Ali

## Family Learning Newsletter- Year 3 January 2025




	<p>أن يطرح التلميذ أسئلة عن الفكرة الرئيسية والفكر الفرعية في نصوص شعرية، مبدئياً رآيه في المضمون أن يحدد التلميذ بعض الجمليات في النص . أن يميز التلميذ بعض الأساليب الإنشائية والخبرية . .. أن يعدد التلميذ فوائد العمل</p>		
<b>Arabic for Non-Arabs</b>	<p><b>THE FAMILY</b></p> <p>To create sentences about the family. To compare between the family members. To describe the family using the correct adjectives. To describe a day with the family. To describe the family food and hobbies. To create a telegram correctly.</p>	<p>In every new lesson, we provide new words with its meanings. Help your child to memorize them and using them in sentences on his/her own. Help your child to link between the picture and the word. Ask your child to draw things seen at home. Talk to your son about the family. Go through the links on the Arabic and Islamic YouTube channel so that you can help your child learn more at home about the topic.</p>	<p><a href="https://kutubee.com/">https://kutubee.com/</a> <b>Arabic and Islamic YouTube Channel</b></p>
<b>Islamic for Arabs</b>	<p><b>آداب الزيارة والضيافة</b></p> <p>. أن يستنتج التلميذ آداب الزيارة والضيافة أن يدلل التلميذ على آداب الزيارة من القرآن والسنة . أن يقيم بعض المواقف الحياتية مع الاستدلال</p> <p><b>الصوم</b></p> <p>أن يستنتج التلميذ مفهوم الصوم. أن يستنتج التلميذ فوائد الصوم على الفرد والمجتمع أن يستنتج التلميذ آداب الصوم مع الاستدلال</p> <p><b>سورة الليل</b></p> <p>أن يفسر التلميذ بعض مفردات الآيات الكريمة.</p>	<p>مساعدة التلميذ في التعرف على مفهوم الزيارة والضيافة تصميم مخطط عن آداب الزيارة والضيافة مساعدة التلميذ في معرفة بعض الأدلة عن آداب الزيارة والضيافة من القرآن والسنة مساعدة التلميذ في معرفة مفهوم الصوم مساعدة التلميذ في معرفة فوائد الصوم على الفرد والمجتمع مساعدة التلميذ في حفظ سورة الليل مساعدة التلميذ في معرفة تفسير بعض مفردات الآيات الكريمة مساعدة التلميذ في معرفة الفرق بين الشقي والسعيد</p> <p>يمكن لولي الأمر الدخول من خلال الرابط المرفق لموقع قناة اللغة العربية والتربية الإسلامية الخاص بمدرسة ونشستر ومتابعة التسجيلات الخاصة بالدروس ومشاركتها مع التلميذ وتدوين ما تعلمه في دفتره المدرسي.</p>	<p><a href="#">قناة اللغة العربية والتربية الإسلامية بمدرسة ونشستر</a></p>



# The Winchester School, Jebel Ali

## Family Learning Newsletter- Year 3 January 2025




	<p>أن يقارن التلميذ بين الشقي والسعيد في الدنيا والآخرة أن يبين التلميذ نتائج الأعمال الصالحة والسيئة</p>		
<p><b>Islamic for Non-Arabs</b></p>	<p>Unit 3: lesson 2 (Fasting ) To conclude the importance of fasting. To extract the benefits of fasting. Unit 3 :Sura AL layl To conclude the general meaning of the Surah. -To analyze the themes of the Surah. Unit 3: Tolerance To conclude the importance of Tolerance To clarify the effects of tolerance in the society.</p>	<p>Ask your child to write about a day he fast of fasting in Ramadan. Encourage your child to learn Surah- al Layl within YouTube. Encourage your child to use the Duaa taught explained in each lesson Encourage your child to colour monthly prayer chart and answers in book ISLAM MY WAY OF LIVING as per the topic he studies. Encourage your child to be a good example of the good manners in the life. Go through the links on the Arabic and Islamic YouTube channel.</p>	<p><a href="#">Arabic and Islamic YouTube Channel</a> <a href="http://www.study4uae.com">http://www.study4uae.com</a></p>
<p><b>Physical Education</b></p> <p><u>First Week</u></p> <p><u>Second Week</u></p> <p><u>Third week</u></p>	<p><u>Throw ball/Service:</u> Students will be able to understand the game &amp; how to perform service skills.</p> <p><u>Throwball/Throwing:</u> Students will be able to understand how to perform throwing skills.</p> <p><u>Throwball/Catching:</u> Students will be able to understand how to perform catching skills.</p>	<p><u>Talk and Encourage the children to do the following:</u> e Students will follow rules and regulations of the game. llow the links for the skills and rules</p> <p>Students will apply rules regulations while playing</p>	<p><a href="#">throwball.mp4</a></p> <p><a href="#">Throwball - Copy.mp4</a></p> <p><a href="#">Throw ball tournament CFU vs BUNTS DUBAI.mp4</a></p>



# The Winchester School, Jebel Ali

## Family Learning Newsletter- Year 3 January 2025



<p><b>Fourth Week</b></p>	<p><u>Throwball/Team play:</u></p> <p>Students will learn how to play a game with basic rules &amp; will be able to understand of the game.</p>		<p><a href="#">Teaching Underhand Throwing and Catching Skills in #Phyсед .mp4</a>  <a href="#">Throw ball Game.mp4</a></p>
<p><b>Information and Communications Technology</b>  <b>Microsoft PowerPoint- Animation</b></p>	<p>To create a Power point presentation by adding, re-arranging, deleting slides and apply themes from the templates.</p>	<p>Organisational skill, Critical thinking.          Encourage your child to explore how to insert, delete slide, apply theme to a Power point presentation and save it.          Activity: Guide your child to create presentation on the topic - Habitats of Animals and apply a theme template to the presentation.</p>	<p><a href="https://support.microsoft.com/en-us/office/add-and-delete-slides-in-powerpoint-8bf2b58d-df6c-4e5f-90e3-ade289a2d64d">https://support.microsoft.com/en-us/office/add-and-delete-slides-in-powerpoint-8bf2b58d-df6c-4e5f-90e3-ade289a2d64d</a></p>
<p><b>Music</b>          Mr. Kiko</p>	<ul style="list-style-type: none"> <li>Improving children’s confidence and musicality through singing actions songs and chanting rhymes.</li> <li>Kinds of Notes</li> </ul>	<ul style="list-style-type: none"> <li>Encourage the child sing action songs at home.</li> <li>Ask the child to perform the songs we learned in school.</li> <li>Help the child choose which other songs they know aside from the songs taught in school and let them invent their own singing actions.</li> </ul>	<p><a href="#">Kinds of Notes (Year 03).mp4</a></p>
<p><b>Music</b>          Mr. Sunil</p>	<p>Learning how to play the song “Mary had a little lamb” on recorder</p>	<ul style="list-style-type: none"> <li>Let the child practice at home, even though there will be squeaking.</li> <li>Be an audience. But better also check if the child is holding the recorder properly.</li> </ul>	
<p><b>Music</b>          Mr. Joyson</p>	<p>Learning how to play the recorder using notes G A B.</p>	<p>Let the child practice at home, even though there will be squeaking.</p>	
<p><b>Moral Education</b>  <b>What objects and symbols can tell us!</b></p>	<p>To make a simple interpretation about, for example, the origin and usage of an artefact.</p> <p>To describe in simple terms the work that archaeologists do.</p>	<p><b>Share</b> stories about ancient artefacts or interesting objects found at home (like old coins, jewelry, or tools)  <b>Talk</b> with your child about how archaeologists discover ancient artefacts. Explain that they carefully dig up and study these objects to learn about how people lived long ago. <b>Encourage</b> your child to make their own “mini excavation.” Bury small items in a sandbox or garden, then let them dig carefully with a spoon, like an archaeologist, to "discover" these hidden treasures.</p>	