
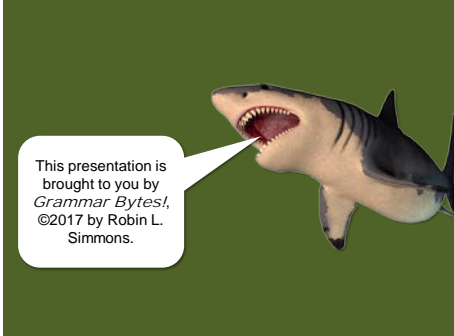
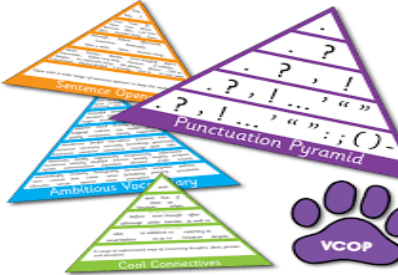




The Winchester School, Jebel Ali

Family Learning Newsletter- Year 4 January 2025




Area of learning	Focus	Activities to help your child at home	Useful Websites/Resources																																				
<p>Literacy</p>	<p>Spelling: Lesson Objective: To add the suffixes 'anti' and 'auto', 'anti' stands for 'against' and 'auto' stands for 'self' or 'own.'</p> <p>To spell words with the /k/ sound as ch</p> <p>Rule: Sometimes words that have the k sound are spelled with a ch</p> <p>Punctuations:</p> <table border="1" data-bbox="386 667 856 964"> <thead> <tr> <th>Punctuation Mark</th> <th>Purpose</th> <th>Example</th> </tr> </thead> <tbody> <tr> <td>Full Stop .</td> <td>A full stop is used at the end of a sentence or to show a word is abbreviated.</td> <td>Texas is the oldest state in our village.</td> </tr> <tr> <td>Exclamation Mark !</td> <td>An exclamation mark is used at the end of a sentence which expresses strong feeling.</td> <td>You are amazing!</td> </tr> <tr> <td>Question Mark ?</td> <td>A question mark is used at the end of a sentence that asks a question.</td> <td>Do you know what a question mark is used for?</td> </tr> <tr> <td>Comma ,</td> <td>Commas are used to separate lines or more items, to separate phrases or clauses or to separate direct speech.</td> <td>Marcel, against his leg, looked inside and said, "I have apples, pears and bananas."</td> </tr> <tr> <td>Apostrophe '</td> <td>Apostrophes are used to form contractions or to indicate possession.</td> <td>I can't believe Jack's brother still hasn't arrived!</td> </tr> <tr> <td>Colon :</td> <td>A colon can be used to introduce a list, before certain quotes or instead of a full stop.</td> <td>He was finding the temperature was below zero. They said "I have eggs, flour and butter!"</td> </tr> <tr> <td>Semi-Colon ;</td> <td>A semi colon is used to separate parts of a sentence. It is stronger than a comma but not as strong as a full stop.</td> <td>Just like Indian, Jewish, Chinese, Italian, Jewish.</td> </tr> <tr> <td>Brackets ()</td> <td>Brackets can separate off parts of a sentence or part in an article example.</td> <td>The chicken (delivered clearly by her chicks) visited the farm soon.</td> </tr> <tr> <td>Dashes -</td> <td>A dash holds words apart. It is stronger than a comma but not as strong as a full stop.</td> <td>There is only one food worth eating - spaghetti!</td> </tr> <tr> <td>Ellipse ...</td> <td>An ellipse shows that words have been missed out.</td> <td>He agreed that the price was... reasonable.</td> </tr> <tr> <td>Inverted Comma ‘ ’</td> <td>Inverted commas, or quotation marks are used. To outline the exact words of a speaker, to indicate the title of books, plays etc., or include a quotation, to emphasize a word, to show a word is slang or to provide a nickname.</td> <td></td> </tr> </tbody> </table> <p>To use joined handwriting except where other special forms are required.</p> <p>To use basic punctuations to mark grammatical boundaries like commas and full stops are used to join and separate clauses; to identify in their writing which is more effective.</p> <p>Grammar:</p>	Punctuation Mark	Purpose	Example	Full Stop .	A full stop is used at the end of a sentence or to show a word is abbreviated.	Texas is the oldest state in our village.	Exclamation Mark !	An exclamation mark is used at the end of a sentence which expresses strong feeling.	You are amazing!	Question Mark ?	A question mark is used at the end of a sentence that asks a question.	Do you know what a question mark is used for?	Comma ,	Commas are used to separate lines or more items, to separate phrases or clauses or to separate direct speech.	Marcel, against his leg, looked inside and said, "I have apples, pears and bananas."	Apostrophe '	Apostrophes are used to form contractions or to indicate possession.	I can't believe Jack's brother still hasn't arrived!	Colon :	A colon can be used to introduce a list, before certain quotes or instead of a full stop.	He was finding the temperature was below zero. They said "I have eggs, flour and butter!"	Semi-Colon ;	A semi colon is used to separate parts of a sentence. It is stronger than a comma but not as strong as a full stop.	Just like Indian, Jewish, Chinese, Italian, Jewish.	Brackets ()	Brackets can separate off parts of a sentence or part in an article example.	The chicken (delivered clearly by her chicks) visited the farm soon.	Dashes -	A dash holds words apart. It is stronger than a comma but not as strong as a full stop.	There is only one food worth eating - spaghetti!	Ellipse ...	An ellipse shows that words have been missed out.	He agreed that the price was... reasonable.	Inverted Comma ‘ ’	Inverted commas, or quotation marks are used. To outline the exact words of a speaker, to indicate the title of books, plays etc., or include a quotation, to emphasize a word, to show a word is slang or to provide a nickname.		<p>Talk and encourage the children to do the following: Discuss the rules for different spellings as mentioned in the FLN. Elicit examples from children. Now try the LOOK. COVER SAY WRITE. Try a few from the spelling list.</p> <p>While reading books encourage your child to make note of new words and their spellings especially by adding the suffixes sensibly.</p> <p>Punctuations</p> <p>Discuss the importance of using Punctuation marks and how it can be used in different ways. For example: Comma can separate a list of actions E.g.: "He hit the ball, dropped the bat, and ran to first base." Encourage them to make a sentence using the words from spelling list using suitable punctuation marks.</p> 	<p>SPAG Practice Booklet – Page number 5 to 13</p> <p>Spelling Practice</p>  <p>Punctuations Games 1</p>
Punctuation Mark	Purpose	Example																																					
Full Stop .	A full stop is used at the end of a sentence or to show a word is abbreviated.	Texas is the oldest state in our village.																																					
Exclamation Mark !	An exclamation mark is used at the end of a sentence which expresses strong feeling.	You are amazing!																																					
Question Mark ?	A question mark is used at the end of a sentence that asks a question.	Do you know what a question mark is used for?																																					
Comma ,	Commas are used to separate lines or more items, to separate phrases or clauses or to separate direct speech.	Marcel, against his leg, looked inside and said, "I have apples, pears and bananas."																																					
Apostrophe '	Apostrophes are used to form contractions or to indicate possession.	I can't believe Jack's brother still hasn't arrived!																																					
Colon :	A colon can be used to introduce a list, before certain quotes or instead of a full stop.	He was finding the temperature was below zero. They said "I have eggs, flour and butter!"																																					
Semi-Colon ;	A semi colon is used to separate parts of a sentence. It is stronger than a comma but not as strong as a full stop.	Just like Indian, Jewish, Chinese, Italian, Jewish.																																					
Brackets ()	Brackets can separate off parts of a sentence or part in an article example.	The chicken (delivered clearly by her chicks) visited the farm soon.																																					
Dashes -	A dash holds words apart. It is stronger than a comma but not as strong as a full stop.	There is only one food worth eating - spaghetti!																																					
Ellipse ...	An ellipse shows that words have been missed out.	He agreed that the price was... reasonable.																																					
Inverted Comma ‘ ’	Inverted commas, or quotation marks are used. To outline the exact words of a speaker, to indicate the title of books, plays etc., or include a quotation, to emphasize a word, to show a word is slang or to provide a nickname.																																						



The Winchester School, Jebel Ali

Family Learning Newsletter- Year 4 January 2025



To be able to identify and parts of speech in writing.

To write different types of sentences.

To explore phrases and clauses.

Big Write Topics:

Formal Letter Writing:

To explore the key elements of a formal Letter.

To independently write a formal letter.

Encourage your child to become aware of different parts of speech and their usage in writing.

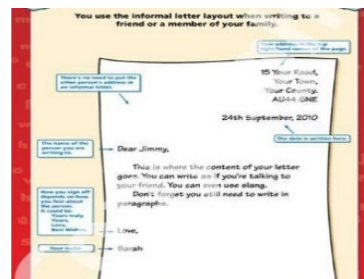
Through interactive games help the children revise the use parts of speech, different types of sentences and explore phrases and clauses.



Discuss the key elements and structure of formal letter.

Talk about the purpose of letter.

Encourage to explore the elements of formal letter.



Discuss the importance of appreciation and gratitude with your child and **encourage** the students to write note of appreciation to friends, families, community helpers, teachers. **Encourage** your child to share thoughts on equality and appreciation.

[Grammar Practice](#)

[Grammar Gorillas](#)

<https://www.education.com/game/parts-of-speech-sorting/>

<https://wordwall.net/en-gb/community/formal-letter>

<https://www.readingrockets.org/article/introduction-letter-writing>




Elements of Formal Letter.pdf

Author at Work- Page No-83-87




The Winchester School, Jebel Ali

Family Learning Newsletter- Year 4 January 2025



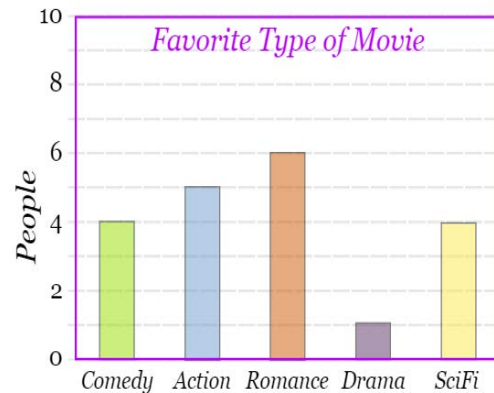
Moral Education link-
Unit 1- Equality and Appreciation
1.5 Appreciation and Gratitude

Discuss the importance of these moral values and how it can be applied in real life.



Maths Statistics

Bar chart: -
To interpret and present data using bar charts.



Bar Chart

Talk: -A Bar Graph (also called Bar Chart) is a graphical display of data using bars of different heights. It is a really good way to show relative sizes:

We can see which types of movie are most liked, and which are least liked, at a glance.

Share: -We can use bar graphs to show the relative sizes of many things, such as what type of car people have, how many customers a shop has on different days and so on.

Example: Nicest Fruit

A survey of 145 people asked them "Which is the nicest fruit?":

Fruit:	Apple	Orange	Banana	Kiwifruit	Blueberry	Grapes
People :	35	30	10	25	40	5


Bar Chart



Bar chart Games



The Winchester School, Jebel Ali

Family Learning Newsletter- Year 4 January 2025




<p>Science</p>	<p>Habitats</p> <p>To analyze the significance of habitats and classify different types of habitats by specifying features of each habitat.</p> <p>To analyze how the habitat undergoes changes throughout the year and assess the impact of these changes on the organisms within it.</p> <p>To explore different animals found in various habitats.</p> <p>To group living things in a variety of ways based on their characteristics.</p>	<p>Discuss with your child the meaning of ‘Habitat’. Using pictures to illustrate the meaning and relate it to real life.</p> <p>Share</p> <p>Share with your children the importance of a place to live and. Indulge them into answering questions like what will happen if a living thing does not have a home?</p> <p>Show the video or pictures of various habitats.</p> <p>Give a list of animals and help them to identify mammals, amphibians, birds, reptiles etc. on basis of their characteristics.</p> <p>Encourage them to use recyclable materials or online games to create their various kinds of habitats across the globe keeping in mind the specific features of each habitat. Use the links provided to learn about various kinds of habitats and to access the activities. Provide students with a set of pictures of different animals (printed or digital). Ask them to group the animals based on one characteristic, such as whether they are herbivores or carnivores, or by their habitats (land, sea, air). Students should explain why they placed each animal in the chosen category.</p>	<p>habitat - Kids Britannica Kids Homework Help</p> <p>Habitats</p>  <p>Habitat maker</p> <p>Vertebrates: Definition, Classification and Characteristics</p>  <p><i>A vertebrate is an animal with a backbone.</i> Encyclopædia Britannica, Inc.</p> <p>https://kids.britannica.com/kids/article/vertebrate/400295</p>
<p>Humanities History</p>	<p>Boudicca’s Story</p> <p>To explore how the Roman empire affected different people.</p> <p>Key vocabulary: Boudicca, Prasutagus, Tacitus, Paulinus (Gaius Suetonius Paulinus)</p>	<p>Share with your child about Boudicca’s Rebellion.</p> <p>Encourage your child to research about the Boudicca Rebellion.</p>	<p>Boudicca’s Story.pdf</p>



The Winchester School, Jebel Ali

Family Learning Newsletter- Year 4 January 2025




	<p>Roman roads To explore why the Romans built new roads in Britain.</p> <p>Key vocabulary: Roman road, camber, highway</p>	<p>Talk with your child about why the Romans built new roads in Britain and the impact that this had on the development of Britain.</p>	<p>Roman roads.pdf</p>
<p>UAE Social Studies</p>	<p>Natural, Capital and Human resources To explore the different types of resources.</p> <p>Key vocabulary: natural resources, capital resources, human resources, goods, services</p> <p>Reduce, Reuse and Recycle! To explore the importance of reduce, reuse and recycle.</p> <p>Key vocabulary: reduce, reuse, recycle, pollution</p>	<p>Talk with your child about the different types of resources.</p> <p>Share with your child about the changes they can make to help protect nature.</p> <p>Encourage your child to research about how the natural resources are used.</p> <p>Talk with your child about the meaning of reduce, reuse and recycle.</p> <p>Share with your child the importance of reduce, reuse and recycle.</p> <p>Encourage your child to research about what they can recycle more and help save the environment.</p>	<p>Natural, Capital and Human Resources.pdf</p> <p>Reduce, Reuse and Recycle.pdf</p>
<p>Arabic for Arabs</p>	<p>معطفي القرمزي أن يقرأ التلميذ النص قراءة سليمة . أن يحدد التلميذ الفكرة الرئيسة . والأفكار الفرعية في النص أن يستنتج الطالب العلاقة الزمنية ويحدد علاقة السبب والنتيجة بين مجموعة من الأحداث</p>	<p>استخدام بعض الألعاب التعليمية للمساعدة على فهم الجملة الاسمية الفعلية مساعده في جمع شواهد عن الجملة الفعلية يساعده في وصف بعض الأحداث موظفًا الجملة مساعدة الطالب في ترتيب حدث من واقع حياة الأسرة وصياغته على هيئة نص سردي يطلق فيه الطالب العنان لإبداعه وتطوير ذائقته وقدرته الأدبية يمكن لولي الأمر الدخول من خلال الرابط المرفق لموقع قناة اللغة العربية والتربية الإسلامية الخاص بمدرسة ونشستر ومتابعة التسجيلات الخاصة بالدروس ومشاركتها مع التلميذ وتدوين ما تعلمه في دفتره المدرسي</p>	<p>kutubee reading platform</p> <p>قناة اللغة العربية والتربية الإسلامية بمدرسة ونشستر</p>



The Winchester School, Jebel Ali

Family Learning Newsletter- Year 4 January 2025




	<p>أن يميز الطالب السمات المحددة لكل * شخصية ومواصفاتها وافكارها معتمدا على تحليل كلامها وتصرفاتها داخل القصة يتابع تطور الشخصية خلال سير أحداث القصة</p> <p>كتابة نص سردي* كتابة نص سردي من ثلاث فقرات ، الفقرة الأولى مقدمة للنص والفقرة الثانية أفكار داعمة للنص والفقرة الثالثة ختام وتلخيص للنص على أن يضمن سرده وصفاً زمانياً ومكانياً وحسباً</p> <p>الجملة الفعلية أن يميز التلميذ بين الجملة الاسمية والفعلية أن يحدد التلميذ أركان الجملة الفعلية أن يوظف التلاميذ الأفعال الثلاثة في كتابة جمل فعلية</p> <p>: ألف الوصل وهمزة القطع في الاسماء أن يميز التلميذ ألف الوصل وهمزة القطع في الاسماء . أن يصيغ التلميذ فقرة مستخدماً ألف الوصل . وهمزة القطع</p>		
Arabic for Non-Arabs	<p>Jobs and Careers jobs and To distinguish between .careers To describe the jobs and careers .using the new vocabulary To compare between the different .jobs and careers jobs To create a paragraph about .and careers</p>	<p>In every lesson, we provide the students with new words with their meanings to help your child memorize and use in sentences of his/her own. Ask your child to speak about his favorite job. Go through the links on the Arabic YouTube channel so that you can help your child learn more at home about the topic.</p>	<p>kutubee reading platform Arabic and Islamic YouTube Channel</p>



The Winchester School, Jebel Ali

Family Learning Newsletter- Year 4 January 2025




	To express his opinion about jobs and careers .		
Islamic for Arabs	<p>حمد الله على نعمه أن يستنتج التلاميذ فضل حمد الله وشكره. أن يعدد التلاميذ نعم الله على المسلم. سورة الغاشية أن يوضح التلاميذ المعنى الإجمالي للسورة أن يتلو التلاميذ الآيات تلاوة صحيحة . أخلاق المتقين أن يوضح التلاميذ مفهوم تقوى الله . أن يشرح التلاميذ ما يرشد إليه الحديث الشريف.</p>	<p>يساعد ولي الأمر التلميذ في الآتي: من خلال المصحف المعلم حفظ السورة الالتزام بآداب التلاوة حثه على فضل شواهد من القرآن والسنة عن البحث في الشبكة المعلوماتية عن شكر الله على نعمه قناة اللغة العربية المرفق لموقع يمكن لولي الأمر الدخول من خلال الرابط ومتابعة التسجيلات الخاصة ونشستر والتربية الإسلامية الخاص بمدرسة بالدروس ومشاركتها مع التلميذ وتدوين ما تعلمه في دفتره المدرسي</p>	<p>قناة اللغة العربية والتربية الإسلامية بمدرسة ونشستر</p>
Islamic for non-Arabs	<p>Surah AL-ALA To recite and memorize surah al aala correctly. To explain the overall meaning of the ayah. To explain how to show respect to others. Making sure of news To learn the noble hadith by heart. To explain the general meaning of the hadith. To find out the importance of verifying information before talking. Sunan Rwatib. To differentiate between the obligatory prayers and Sunan rawatib. To find the benefits of some voluntary prayers (nawafil).</p>	<p>Surah al aala: Please, support the student to memorize the surah and explain the meaning in English. Making sure of news. Talk with your child about the importance of verifying information before talking about anything. Ask the child to always tell the truth. Talk with your child about the difference between Sunan Rwatib and obligatory prayer. Share with your child the benefits of performing Sunan Rwatib prayer.</p>	<p>Arabic and Islamic YouTube Channel</p>



The Winchester School, Jebel Ali

Family Learning Newsletter- Year 4 January 2025




<p>Physical Education Activity -1</p> <p>Activity - 2</p> <p>Activity - 3</p> <p>Activity - 4</p>	<p>Soccer – Passing & Receiving</p> <p>Soccer – Dribbling & Shooting</p> <p>Soccer – Heading & Goalkeeping</p> <p>Soccer – Team Game</p>	<p><u>Talk and encourage the children to do the following:</u></p> <p><u>Proper warm up</u> The students will do the proper warm up and will practice the skills with basic rules.</p> <p>Follow the links for the skills and rules</p> <p><u>Cooldown</u> After the game students will do proper cooldown activity.</p>	<p><u>Useful sites:</u></p> <p><u>Links:</u></p> <p>FB-Passing & Receiving.mp4</p> <p>FB-Dribbling& Shooting.mp4</p> <p>FB - Heading Drills for Soccer.mp4</p> <p>FB Matches.mp4</p>
<p>Information and Communications Technology Scratch Programming</p>	<p>To create programs using control blocks - if block, if-else block, repeat and forever blocks.</p>	<p>Creative and Programming skill. Encourage your child to discover and experiment with the various control blocks in Scratch, which are essential for guiding the flow of a program. Activity: Guide your child to build a Scratch program that uses the "if" block to trigger a sound whenever the sprite is touched by the mouse pointer.</p>	<p>https://scratch.mit.edu/projects/editor/?tutorial=getStarted</p> <p>https://www.create-learn.us/blog/scratch-tutorial-for-kids/</p>
<p>Music Mr. Kiko</p>	<ul style="list-style-type: none"> Improving children’s confidence and musicality through singing actions songs and chanting rhymes. Kinds of Notes 	<ul style="list-style-type: none"> Encourage the child sing action songs at home. Ask the child to perform the songs we learned in school. <p>Help the child choose which other songs they know aside from the songs taught in school and let them invent their own singing actions.</p>	<p>https://www.timeout.com/new-york-kids/music/best-kids-songs</p> <p>Kinds of Notes (Year4).mp4</p>
<p>Music Mr. Sunil</p>	<p>Learning how to play the song “Happy birthday” on recorder</p>	<ul style="list-style-type: none"> Let the child practice at home, even though there will be squeaking. Be an audience. But better also check if the child is holding the recorder properly. 	



The Winchester School, Jebel Ali

Family Learning Newsletter- Year 4 January 2025



Music Mr. Joyson	Learning how to play the recorder using notes G A B with the song "Au clair de la lune"	Learning how to play the recorder using notes G A B with the song "Au clair de la lune"	
Moral Education	Thoughtfulness, co-operation	Talk with your child to act in ways that demonstrate what it means to be thoughtful and show consideration for others.	