






# The Winchester School, Jebel Ali

## Family Learning Newsletter- Year 3 June 2025

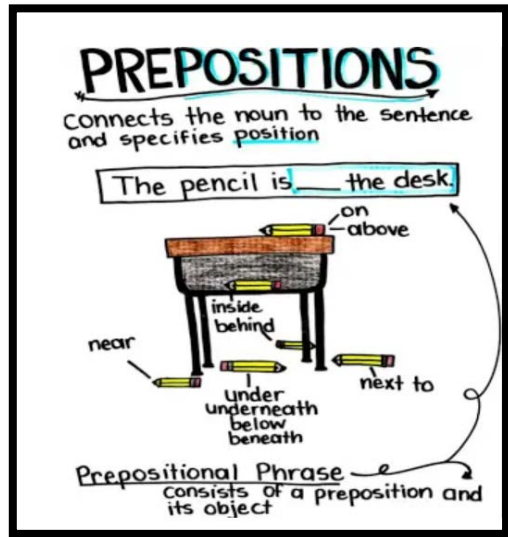



Area of learning	Focus	Activities to help your child at home	Useful Websites/Resources
<p>English- Literacy</p>	<p><b><u>Spelling:</u></b></p> <p>To spell words with a prefix or suffix.</p> <p>To spell homophones accurately.</p>  <p><b><u>Punctuation:</u></b> Punctuation marks are used in writing.</p> <ol style="list-style-type: none"> <li>1. The Full Stop (.)</li> <li>2. The Question Mark (?)</li> <li>3. Quotation Marks/Speech Marks (" ")</li> <li>4. The Apostrophe (')</li> <li>5. The Comma (,)</li> <li>6. The Exclamation Mark (!)</li> </ol> <p><b><u>Grammar:</u></b></p> <ul style="list-style-type: none"> <li>• Use Conjunctions to join sentences.</li> <li>• Use prepositions of time and place.</li> </ul>	<p><b><u>Talk and Encourage the children to do the following:</u></b></p> <p><b>Try out some of the activities to help your child to spell words.</b></p> <p><b>Read</b> a selection of stories with plot and settings to your child.</p> <p><b>Encourage</b> your child to use sticky notes to write out the meanings of difficult vocabulary.</p>  <p><b>Engage</b> your child to find the meaning of unknown words in a dictionary.</p> <p><b>Punctuation:</b> Pause while speaking to your child to enunciate the end of a sentence.</p> <p><b>Encourage</b> your child while reading a story to highlight punctuation marks-full stops, commas, question marks, exclamation marks, apostrophe and speech marks.</p> <p><b>Grammar</b></p> <p><b>Speak</b> to your child and encourage him/her to structure sentences with interesting vocabulary.</p> <p><b>Engage</b> your child in word games-</p>	<p><a href="#">prefix and suffix</a></p> <p><a href="#">Apostrophes</a></p> <p><a href="#">Grammar practice</a></p> <p><a href="#">Conjunctions</a></p>



# The Winchester School, Jebel Ali

## Family Learning Newsletter- Year 3 June 2025



Place a pile of notecards with adverbs on them, as well as a pile of notecards with verbs on them. Have your child take turns picking a notecard from each pile and acting out the action that the cards show. For example, if the cards are "walk" and "stealthily," your child might tiptoe carefully around the room, looking around to make sure she's not being followed.

**Read** a fiction or nonfiction text with your child and assist your child in finding the different conjunctions used in sentences.

**Play** a game of scavenger hunt, wherein objects are placed in different areas of a room or a garden. Provide a list of clues and let your child find the hidden objects with the help of the clues.

Your child will then complete the sentences with a preposition.

Example Clue 1- The football is \_\_\_\_\_ the date palm tree.

Clue 2: Dad has placed his spectacles \_\_\_\_\_ the bench.

(Answers -behind, on)

**Encourage** your child to read a chapter of the novel that is being read in class.

**Guide** your child to create a summary by asking the questions


- What are the main ideas of the story?

[grammar-prepositions](#)



# The Winchester School, Jebel Ali

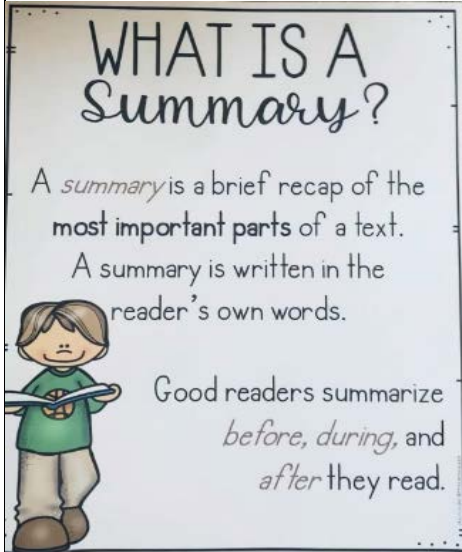
## Family Learning Newsletter- Year 3 June 2025



**Text Level:**

**Novel:** The Penguin Who Wanted to Find Out

**Summarizing the text:**



**Moral Education**

**Perseverance**

To identify what perseverance is and to talk about their strengths.  
To understand how these strengths can be used to overcome difficulties




- What are the important details necessary for supporting the main ideas?
- What information is irrelevant or unnecessary?
- Which keywords or phrases identify the main points from the text?

**Tell** your child to follow the SWBST technique: -

1. Somebody: Who is the main character?
2. Wanted: What did the main character want?
3. But: What was the problem?
4. So: What did the character do to try to solve the problem?
5. Then: What was the resolution?

**Tell** your child that perseverance is the quality of continuing to work towards a goal or overcoming challenges even in the face of difficulty or failure.


**Encourage** your child to persevere to overcome challenges and achieve objectives even in the face of adversity.





# The Winchester School, Jebel Ali

## Family Learning Newsletter- Year 3 June 2025

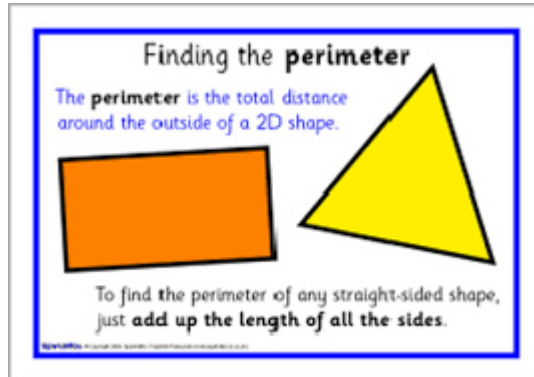


### Mathematics

#### Measurement and Perimeter

### Measurement – Perimeter

To calculate the perimeter of 2 D shapes.



Hugo has drawn a rectangle.



If I halve the measurement of one pair of sides and double the length of the other pair, I will get the same perimeter.

Is this true? Prove it!



Talk about why we measure different objects in our daily life. Let your child measure and compare the length of different objects at home like clothes, shoes etc.



#### Discuss-

Who wears the biggest shoes in the family?

How many centimeters long is it?

How much longer is it than my shoe?

**Talk** to your child about different types of 2D shapes and their perimeters.

Use straws cut into lengths of 2, 4, and 6 inches, along with pipe cleaners cut into 2-inch pieces.

**Encourage** your child to explore perimeters by making polygons with sides of various lengths. They measure and record the lengths, then draw the shape.

#### Challenge:

I have a pentagon. Its perimeter is **75cm**. How long is each of its sides?




### [Perimeter](#)



# The Winchester School, Jebel Ali

## Family Learning Newsletter- Year 3 June 2025



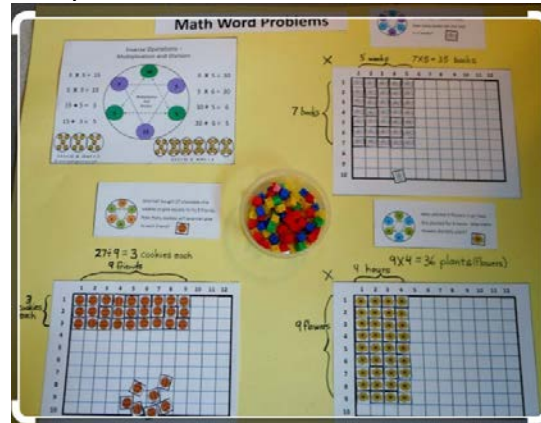
### Multiplication and Division

To create a multiplication fact chart from 1 to 10.

Sample multiplication chart:

x	1	2	3	4	5	6
1	1	2	3	4	5	6
2	2	4	6	8	10	12
3	3	6	9	12	15	18
4	4	8	12	16	20	24
5	5	10	15	20	25	30
6	6	12	18	24	30	36
7	7	14	21	28	35	42
8	8	16	24	32	40	48

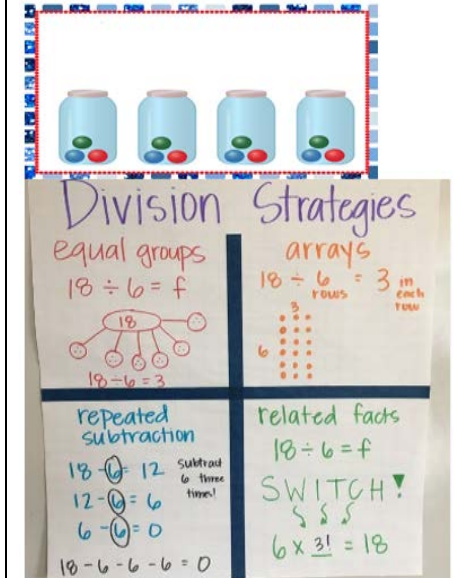
**Talk and Encourage** your child to group things into different boxes. Ask them how many things are in each group and how many left.



### Challenge:

A toy warehouse has 156 packs of 3 cars. The cars are to be re-boxed in packs of 5. How many packs of 5 can be made from these cars?


### Division game





# The Winchester School, Jebel Ali

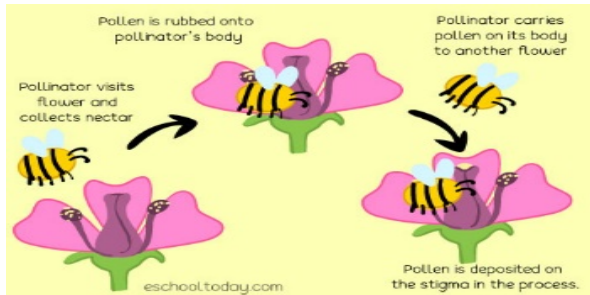
## Family Learning Newsletter- Year 3 June 2025



### Science

#### UNIT – PLANTS

To explore the role that flowers play in the life cycle of flowering plants, including pollination, seed formation and seed dispersal.



To explore the factors affecting plant growth (air, light, water, nutrients from soil, and room to grow), and how they vary from plant to plant.

#### SCIENTIFIC SKILLS

To reinforce and further embed analytical and scientific skills.

**Talk** to your child about how flowers are not just pretty — they help plants make seeds. Ask: “What do you think a flower helps the plant do?”

**Share** with your child the different ways in which seeds are carried to different places (agents of seed dispersal-insects, wind, water, air).

**Encourage** your child to sow some seeds in cotton. Observe how the seed germinates, identify which part comes out first, find out what it is called. Click pictures or draw the different stages of germination.

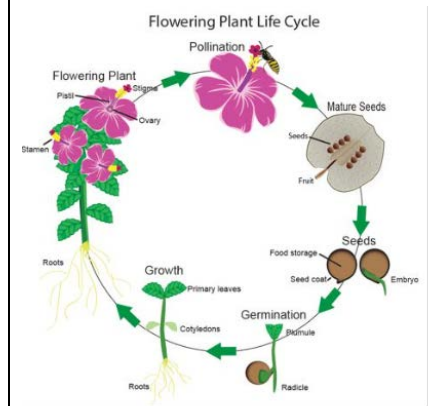
**Share** the Job of Sunlight and Water: Water a plant together and place it in sunlight. Share what each step does and ask: What would happen if we forgot to give it water or light?

**Encourage** a Mini Plant Experiment: Try placing two plants in different spots—one in sunlight, one in the shade. Let your child observe the difference over a few days.

**Talk** about the importance of fair test in an investigation.

Share how scientific method is used in everyday life. For example: What helps a bean plant grow best – sunlight, water, or both? Encourage them to use scientific method in everyday life to find solutions to problems.


#### Life Cycle of Flower:



#### Pollination:

<https://www.bbc.co.uk/bitesize/articles/zrrk4xs>


#### Seed Dispersal:





# The Winchester School, Jebel Ali

## Family Learning Newsletter- Year 3 June 2025




<b>Humanities</b> <b>Geography</b>	<b>A Changing Nation</b> To explore how the United Kingdom has changed over time.	<b>Talk</b> about the reasons for a change in a city, town, or village in the United Kingdom.  <b>Share</b> with your child some ways in which the United Kingdom has changed over time.  <b>Encourage</b> your child to explore how daily life, food, homes and entertainment in the United Kingdom have changed over time.	<a href="#">A Changing Nation.pdf</a>  <b>Key vocabulary:</b> population, immigration, migrants
<b>UAE Social Studies</b>	<b>Fujairah, Umm Al Quwain and Ajman</b> To explore the emirates of Fujairah, Umm Al Quwain and Ajman.	<b>Talk</b> about the significance of tourism as a way to make money for the emirates.  <b>Share</b> with your child the location of Fujairah and the importance of its port.  <b>Encourage</b> your child to find out information about the different sources of income of the emirates.	<a href="#">Fujairah, Umm Al Quwain, Ajman.pdf</a>  <b>Key vocabulary:</b> physical features, landmarks
<b>Arabic for Arabs</b>	مساومة الثعلب أن يفسر التلميذ المفردات الجديدة في القصة أن يقرأ التلميذ قراءة جهرية سليمة مراعيًا التنغيم . والضبط السليم أن يجيب التلميذ عن أسئلة تظهر فهمه للفكر الرئيسية والفكر الفرعية مستعينًا بالنص أن يحدد التلميذ عناصر القصة الجودة أمنية فينا أن يستخدم التلميذ المفردات الجديدة في سياقات مختلفة أن يطرح التلميذ أسئلة عن الفكرة الرئيسية والفكر الفرعية في نصوص شعرية مبدئيًا رأيه في المضمون	يستطيع السيد ولي الأمر أن يساعد الطالب عن طريق: حث التلميذ على استخدام الكلمات الجديدة في تعبيراته داخل المنزل. مساعدة التلميذ على القراءة السليمة لقصة " بائع الحكايات" مساعدة التلميذ في الربط بين خبراته ومعلوماته السابقة وبين ما يتعرفه من معلومات جديدة. مساعدة التلميذ في كيفية جمع كلمات من المحيط الذي حوله وتوظيفها في سياقات جديدة . -توفير بعض الفيديوهات عن التفاؤل . يمكن لولي الأمر الدخول من خلال الرابط المرفق لموقع قناة اللغة العربية والتربية الإسلامية الخاص	<a href="#">قناة اللغة العربية والتربية الإسلامية بمدرسة ونشستر</a>



# The Winchester School, Jebel Ali

## Family Learning Newsletter- Year 3 June 2025




	<p>أن يقرأ التلميذ النص قراءة سليمة خالية من الأخطاء . أن يحدد التلميذ بعض الجماليات في النص . أن يميز بعض الأساليب الإنشائية والخبرية .</p>	<p>بمدرسة ونشستر ومتابعة التسجيلات الخاصة بالدروس ومشاركتها مع التلميذ وتدوين ما تعلمه في دفتره المدرسي.</p>	
<b>Arabic for Non-Arabs</b>	<p><u>Hobbies (الهوايات)</u></p> <p>To create sentences about hobbies. To describe hobbies using new vocabulary and adjectives. To express your opinion on different hobbies. To compare different hobbies.</p>	<p>In every lesson, we provide the students with new words with their meanings to help your child memorize and use in sentences of his/her own. <b>Ask</b> your child to speak about his favorite hobbies. <b>Ask</b> your child to describe the hobbies which he or she prefers. <b>Go</b> through the links on the Arabic YouTube channel so that you can help your child learn more at home about the topic.</p>	<p><a href="#">Arabic and Islamic YouTube Channel</a></p>
<b>Islamic for Arabs</b>	<p>تذوق الإيمان أن يحلل المعنى الإجمالي للحديث الشريف . أن يبين الهدايات الواردة في الحديث الشريف أن يبين ما يرشدنا إليه الحديث الشريف الموعظة الحسنة أن يستنتج التلميذ المعنى الإجمالي للآيات الكريمة . أن يفسر التلميذ بعض معاني مفردات الآيات الكريمة . أن يبين التلميذ أن الدعوة إلى الله تكون بالحكمة . والموعظة الحسنة نعمة الماء أن يستنتج التلميذ أهمية نعمة الماء في الحياة أن يدلل على فضل نعمة الماء أن يذكر طرقاً بها يحافظ على نعمة الماء</p>	<p>حث وتشجيع التلميذ على معرفة المعنى الإجمالي للحديث . تشجيع التلميذ على الاقتداء بأخلاق الرسول والصحابة الكرام حث التلميذ على الأعمال الصالحة قولاً وفعلاً توفير فيديوهات عن أحكام اللام الشمسية والقمرية وحث التلميذ على تطبيقها أثناء التلاوة معرفة المعنى الإجمالي للآيات الكريمة معرفة تفسير بعض معاني المفردات معرفة أهمية نعمة الماء في الحياة معرفة كيفية المحافظة على نعمة الماء يمكن لولي الأمر الدخول من خلال الرابط المرفق لموقع قناة اللغة العربية والتربية الإسلامية الخاص بمدرسة ونشستر ومتابعة التسجيلات الخاصة بالدروس ومشاركتها مع التلميذ وتدوين ما تعلمه في دفتره المدرسي.</p>	<p><a href="#">قناة اللغة العربية و التربية الإسلامية بمدرسة ونشستر</a></p>



# The Winchester School, Jebel Ali

## Family Learning Newsletter- Year 3 June 2025




<p><b>Islamic for Non-Arabs</b></p>	<p>The prophet loves his neighbors          To state how Allah's messenger (pbuh) treated his neighbors          To describe the neighbor's rights in Islam          To talk about how to follow the example of prophet (PBUH) in treating neighbors          The taste of Faith.          To read the Noble Hadith from Memory.          To explain the overall meaning of the Hadith          To infer the guidelines contained in the Noble Hadith.</p>	<p><b>Encourage</b> your child to memorize Surat AlHumaza.  <b>Encourage</b> your child to follow the guideness of prophet (PBUH).  <b>Talk</b> to your child about the taste of Faith and its importance for every Muslim.          Please encourage your son \ daughter to learn the evidence from hadith about writes of neighbors  <b>Encourage</b> your child to color monthly prayer chart and answer in book ISLAM MY WAY OF LIVING as per the topic he studies.  <b>Encourage</b> your child to be a good example of Muslims in life.          Go through the links on the Arabic YouTube channel so that you can help your child learn more at home about the topic.</p>	<p><a href="https://www.youtube.com/channel/UC...">Arabic and Islamic YouTube Channel</a>  <a href="http://www.study4uae.com/">http://www.study4uae.com/</a></p>
<p><b>Physical Education</b></p> <p>Activity 1</p> <p>Activity 2</p> <p>Activity 3</p> <p>Activity 4</p>	<p><b>Board game – Ludo</b></p> <p><b>Board game – Carom</b></p> <p><b>Board game – Chess</b></p> <p><b>Board games – Ludo, Carom, Chess</b></p>	<p><b>Talk and encourage the children to do the following:</b></p> <p><b>Encouraging</b> children to participate in board games to enhance their understanding of the game concepts.</p> <p>Please follow the links for instructions on how to play and the rules.</p>	<p><u>Useful sites:</u></p> <p><a href="#">How to play Ludo.mp4</a></p> <p><a href="#">How to play carom</a></p> <p><a href="#">How to play chess</a></p>
<p><b>Information and Communications Technology</b></p>	<p>To enter data into a spread sheet, format rows/columns, insert/delete rows/columns and perform simple calculation.</p>	<p>Good Organizational skill, critical thinking!  <b>Encourage</b> your child to explore the different types of data that can be stored in a spreadsheet.</p>	<p><a href="https://support.microsoft.com/en-us/office/insert-or-delete-rows-and-columns-6f40e6e4-85af-45e0-b39d-65dd504a3246">https://support.microsoft.com/en-us/office/insert-or-delete-rows-and-columns-6f40e6e4-85af-45e0-b39d-65dd504a3246</a></p>



# The Winchester School, Jebel Ali

## Family Learning Newsletter- Year 3 June 2025






<p><b>Excel- Data Handling</b></p>		<p><b>Guide</b> your child to design a weekly planner for study or activities/ Create a Family Budget- input weekly or monthly expenses into a spreadsheet.</p>	<p><a href="https://support.microsoft.com/en-us/office/use-excel-as-your-calculator-a1abc057-ed11-443a-a635-68216555ad0a">https://support.microsoft.com/en-us/office/use-excel-as-your-calculator-a1abc057-ed11-443a-a635-68216555ad0a</a></p>
<p><b>Music</b> Mr. Kiko</p>	<p>Listening Skills focused on aural memory</p> <p>Playing recorders</p> <p>Improving children’s confidence and musicality through singing actions songs and chanting rhymes.</p> <p>Reading notes</p>	<p><b>Do</b> a humming back activity, where someone hums a tune, and your child repeats that tune.</p> <p><b>Encourage</b> your child to practice recorder at home.</p> <p><b>Encourage</b> the child to sing action songs at home.</p>	<p><a href="#">Kinds of Notes (Year 03).mp4</a></p> <p><a href="#">Year03 Recorder Lesson Old Mc Donald.mp4</a></p>
<p><b>Music</b> Mr. Sunil</p>	<p>Learning how to play the song “Mary had a Little lamb” on recorder</p>	<p><b>Let</b> the child practice at home, even though there will be squeaking.</p> <p><b>Be an audience.</b> But better also check if the child is holding the recorder properly.</p>	
<p><b>Music</b> Mr. Joyson</p>	<p>Improving child’s confidence and musicality through music rhythm reading stage 1 for beginners.</p> <p>We explore the relationship between quarter and eighth notes in 4/4 time.</p>	<p><b>Let</b> the child understand the music note value and clap with the notes.</p> <p><b>Ask</b> the child to perform it with any percussion instrument like maracas, tambourine or recorder.</p>	
<p><b>Moral Education</b></p>	<p><b>What objects and symbols can tell us: similarities and differences</b></p> <p>To describe ways in which selected artefacts (e.g. cooking and eating utensils, coinage, items of furniture) have changed or remained the same over time, and how they relate to their present-day counterparts</p>	<p><b>Talk</b> to your child about the difference between the things that we use now and which was used in the past. Also, talk to them about the importance of national symbols – national flag, national animal and others</p>	



# The Winchester School, Jebel Ali

## Family Learning Newsletter- Year 3 June 2025



<p><b>Leadership Gemstones</b></p>	<p>To use some of the vocabulary and concepts that are helpful when considering change over time and when discussing how the heritage might be reflected in the present day (e.g. similarity and difference, change and continuity)</p> <p>To identify and explain the meaning of national and other symbols currently found in the UAE and compare them with symbols in the past</p> <p><b>Value of the month: June</b> <b>“Leading with Service”</b></p> <p><b>Quote 1:</b> “Leaders help others grow and reach their potential.”</p> <p><b>Quote 2:</b> “Listening with care helps you find the best way to serve others.”</p> <p><b>Quote 3:</b> “The best thing you can do is believe in someone who’s doubting themselves.”</p> <p><b>Quote 4:</b> “Leadership is about helping others grow, not just yourself.”</p>	<p><b>Share</b> some stories or images of materials that was used in the households in the past and how it was replaced with the new models.</p> <p><b>Encourage</b> your child to research about the national symbols in the past and how it got evolved and changed to the present ones.</p> <p><b>Kindness Jar</b> <b>Encourage</b> your child to share kind ideas by adding one helpful action to a family kindness jar each day.</p> <p><b>Generosity Game</b> <b>Choose</b> one toy or book your child no longer uses and talk about how sharing it with someone else can make them smile.</p> <p><b>Share and Shine</b> At dinner, encourage everyone to share one moment where they helped or were helped during the day.</p> <p><b>Thank You Notes Together</b> <b>Encourage</b> your child to help write and decorate a thank-you note for someone who has helped them recently.</p>	 
--	--	--	---