




The Winchester School, Jebel Ali

Family Learning Newsletter- Year 4 June 2025




Area of learning	Focus	Activities to help your child at home	Useful Websites/Resources
Literacy	<p><u>Spellings:</u> To place the possessive apostrophe accurately in words with regular plurals and in words with irregular plurals. To use further prefixes and suffixes and understand how to add them. To spell words ending with –ture and –cher.</p> <p><u>Grammar:</u> To use plural possessive apostrophes.</p> <p>Text Level: Poetry: Review: Poetry: Patterns of Poetry- From Author of Work – Page 97 to 100.</p> <p>Language Analysis- based on the novel/text.</p> <p><u>Moral Education Link:</u> <u>Consideration for Other’s Feelings and Cooperation</u></p>	<p>Remind the children that to show possession, we use apostrophe and the letter ‘s’ at the end of the single noun. Explain that the word ‘of’ can also show belonging. Talk to the children about the different forms of poems that they have done. Encourage them to read poems with expression. Explore the use of figurative language: Similes and Metaphors used to describe emotions. Discuss ideas to create their own poems using similes and metaphors. (Language analysis) Create their poem using similes to describe strong emotions.</p> <p>Encourage them to use figurative Language and imagery to make sentences interesting.</p> <p>Talk to your child on the importance of being thoughtful, having good friends and working together. Share with them experiences from real life when they should show consideration for other’s feeling and Cooperation. Encourage them to write a short poem to express moral values.</p>	<p>online apostrophe games</p> <p>Plural Apostrophes</p> <p>Sample poems</p> <p>Patterns of Poetry</p> <p>Online SPAG revision</p> <p>https://www.bbc.co.uk/bite size/topics/zfkk7ty</p>
Mathematics Revisit of Negative Numbers	<p>To count backwards through zero to include negative numbers.</p>	<p>Negative numbers are values less than zero and are written with a minus sign (–). On a horizontal number line, negative numbers are located to the left of zero, while positive numbers are to the right.</p> <p>We often see negative numbers in real-life situations, such as:</p>	



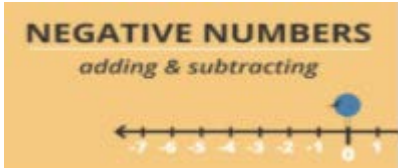
The Winchester School, Jebel Ali

Family Learning Newsletter- Year 4 June 2025



Revisit of Area and Perimeter

Number



- Temperature (e.g., -5°C means 5 degrees below zero)
- Money (e.g., $-\$20$ means you owe $\$20$)



Area is the amount of space a surface covers. You can find it by multiplying length \times width, especially with square or rectangular shapes. Try these real-life examples:

- Count floor tiles to find the area of a room.
- Measure your room to know how much carpet to buy.

Perimeter is the total distance around the outside of a shape. To find the perimeter, you simply add up the lengths of all the sides. In real life, you might use perimeter to figure out how much fencing you need to go around a garden or yard.

Challenge :

Area Challenge Cards

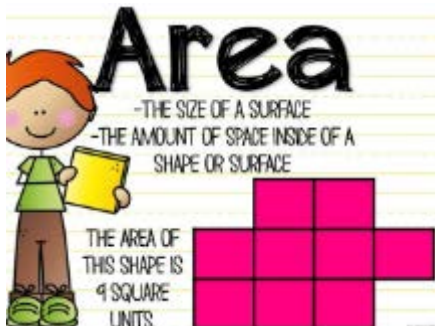
Tear up an A4 sheet of paper into six pieces. Find the area of each piece and record it below:

_____ cm^2 _____ cm^2 _____ cm^2
 _____ cm^2 _____ cm^2 _____ cm^2

Total area: _____ cm^2

Now find the area of a second A4 sheet of paper. Record the area. Area: _____ cm^2

What do you notice? Write a mathematical sentence (using words or other symbols) about your observation below.



<https://prodigi3.mangahigh.com/?lang=en&lesson=445>

[Area Games](#)

[Area](#)


[Games](#)

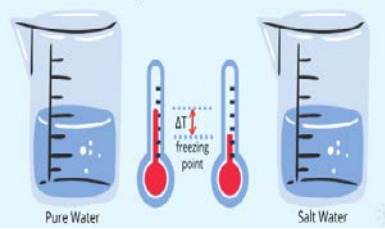
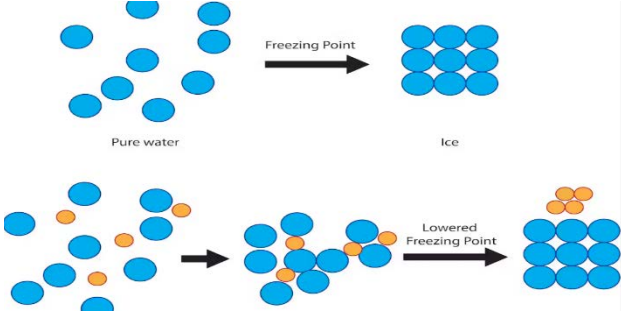

[Area](#)



The Winchester School, Jebel Ali

Family Learning Newsletter- Year 4 June 2025




<p>Science</p>	<p>Investigation skills</p> <p>To plan different types of scientific enquiries to answer questions, including recognising and controlling variables where necessary.</p>  <p>To use results to draw conclusions, make predictions, suggest improvements, and ask new questions.</p>	<p>(Effect of salt on freezing and melting point of water)</p>  <p>Ask your child to carry out a</p> <p>simple investigation comparing how quickly salted and unsalted water freezes.</p> <p>Predict:</p> <ol style="list-style-type: none">1. What do you think the salt will do to the freezing/melting time?2. Why do people sometimes put salt on icy roads? <p>Encourage them to record their hypothesis, method, results, and conclusion.</p> <p>Discuss</p> <ol style="list-style-type: none">1. What was your prediction before you started?2. What did you notice during the experiment? <p>For deeper understanding invite children to try the experiment again using different amounts of salt. Encourage them to keep a simple science journal with pictures and short notes.</p> <p>Create a “Science Showcase Wall” at home to display photos or notes of their findings.</p>	<p>How Does Salt Affect Ice? A Simple Science Experiment – Thoughtfully Sustainable</p>  <p>https://www.science-sparks.com/does-salty-water-freeze-science-investigation/</p>
-----------------------	---	--	---



The Winchester School, Jebel Ali

Family Learning Newsletter- Year 4 June 2025




Humanities Geography	Planning a trip to Europe To plan a trip to Europe. Key vocabulary: passport, visa, itinerary, tourist attractions	Talk with your child about the different countries in Europe and the languages spoken there. Share with your child the importance of European cities and their landmarks. Encourage your child to research the cultural traditions of the places you plan to visit.	Planning a trip to Europe.pdf
UAE Social Studies	Transportation To explore some of the major inventions and developments in transportation. Key vocabulary: transport, traffic, pollution, engineer.	Talk with your child about the major inventions and development in transportation through the ages. Share with your child the transportation in the past. Encourage your child to think about the way people will travel in the future.	Transportation.pdf
Arabic for Arabs	سألتك يا قلب سليمة أن يقرأ التلميذ النص قراءة أن يحدد التلميذ الفكرة الرئيسة والأفكار الفرعية في النص أدبياً أن يحلل التلميذ الأبيات تحليلاً عنده أن يستبدل التلميذ النص بأبيات من الرفع الفعلية وضمائر الجملة المنفصلة : أن يميز التلميذ بين الجملة الاسمية والفعلية أن يحدد التلميذ أركان الجملة الفعلية . أن يوظف التلميذ الأفعال الثلاثة في فعلية كتابة جمل أن يوظف التلميذ ضمائر الرفع مع الأفعال الاستجابة الأدبية:	عناصرها قراءة إحدى القصص وتحديد مساعدته في جمع شواهد عن الجملة الاسمية الفعلية استخدام بعض الألعاب التعليمية المساعدة في فهم الجملة الإلقاء مساعدته في كيفية الأدبية مساعدته في التمييز بين النصوص حثة على استخدام التعبيرات المجازية في حديثه قناة اللغة العربية المرفق لموقع يمكن لولي الأمر الدخول من خلال الرابط ومتابعة التسجيلات الخاصة ونشستر والتربية الإسلامية الخاص بمدرسة بالدروس ومشاركتها مع التلميذ وتدوين ما تعلمه في دفتره المدرسي	<u>الإسلامية والتربية العربية اللغة قناة</u> <u>ونشستر بمدرسة</u>



The Winchester School, Jebel Ali

Family Learning Newsletter- Year 4 June 2025




	<p>الأدبية أن يميز التلميذ عناصر الاستجابة أدبية لقصة أو التلميذ استجابة أن يصيغ . فقرة قرأها أو تعلمها</p>		
Arabic for Non-Arabs	<p>Transportations means types of the identify To .transportation means To create sentences using the new vocabulary about To create a dialogue using questions transportation .tools give your opinion on To .means transportation To compare between two transportations .</p>	<p>In every new lesson, we provide new words with its meanings. Help your child to memorize them and using them in sentences on his/her own. Help your child to link between the picture and the word. Ask your child to draw the transportation means and describe it. Ask your child to speak about his- her favorite food. Go through the links on the Arabic YouTube channel so that you can help your child learn more at home about the topic.</p>	<p><u>Arabic and Islamic YouTube Channel</u></p>
Islamic for Arabs	<p>سورة الانشقاق أن يوضح المعنى الإجمالي للسورة أن يلتزم آداب التلاوة من مكملات الإيمان أن يوضح مفهوم الحديث أن يعدد الأعمال التي تكمل الإيمان ذو النورين عثمان بن عفان أن يوضح صفات سيدنا عثمان بن عفان أن يستنتج الدروس المستفادة من شخصية سيدنا عثمان</p>	<p>في تصميم بطاقة تعريفية لشخصية مساعدة الابن في البحث . عثمان سيدنا مساعدته في حفظ السورة وترتيبها من خلال المصحف المعلم يمكن لولي الأمر الدخول من خلال الرابط المرفق لموقع قناة اللغة العربية والتربية الإسلامية الخاص بمدرسة ونشستر ومتابعة التسجيلات الخاصة بالدروس ومشاركتها مع التلميذ وتدوين ما تعلمه في دفتره المدرسي</p>	<p><u>قناة اللغة العربية والتربية الإسلامية مدرسة ونشستر</u></p>
Islamic for non-Arabs	<p>The kindness. read the Hadith in an expressive manner. Recite the Noble Hadith from memory. Explain the overall meaning of Noble Hadith.</p>	<p>Share with your child the concept of kindness in Islam. Talk with your child about the benefits of kindness with Allah. Share the given link with your child and practice reciting the holy verse properly and correctly. Talk with your child about the reward of the obedient and disobedient on the Day of Judgment.</p>	<p><u>Arabic and Islamic YouTube Channel</u></p>



The Winchester School, Jebel Ali

Family Learning Newsletter- Year 4 June 2025




	<p>Draw out areas of showing kindness. Conclude the benefits of showing kindness. Adhere to kindness in treating others.</p> <p style="text-align: center;">Surat Al-Inshiqaq.</p> <p>To recite the holy verse properly and correctly. To compare the reward of the obedient and disobedient on the Day of Judgment.</p> <p style="text-align: center;">Uthman bin Affan</p> <p>conclude the qualities of our master 'Othman through his biography. Demonstrate that generosity and modesty are among the qualities of believers. Abide by the qualities of modesty and generosity of our master 'Uthman bin Affan</p>	<p>Share with your child the biography of prophet Muhammed and his companions to learn from them. Talk about one the tenth companion promised Jannah, Uthman ibn Affan.</p>	
<p>Physical Education Activity -1</p> <p>Activity - 2</p> <p>Activity - 3</p> <p>Activity - 4</p>	<p>Board Games – LUDO</p> <p>Board Games - CHESS</p> <p>Board Games - CARROM</p> <p style="text-align: center;">Board Games – SNAKES & LADDERS</p>	<p><u>Talk and encourage the children to do the following:</u></p> <p>Encouraging children to participate in board games to enhance their understanding of the game concepts.</p> <p>Please follow the links for instructions on how to play and the rules.</p>	<p>Useful sites:</p> <p>Links:</p> <p>Ludo Board Game Rules & Instructions Learn How To Play Ludo Game.mp4</p> <p>How To Play Chess Learn All The Rules Of The Royal Game.mp4</p>



The Winchester School, Jebel Ali

Family Learning Newsletter- Year 4 June 2025





			Carrom Board Game Rules & Instructions Learn How To Play Carrom Game.mp4 How to play Snakes and Ladders.mp4
ICT	To create web pages using HTML	Encourage your child to explore different text formatting tags and attributes in HTML. Guide your child to create a web page on a favourite place he/ she visited on her vacation. Use the basic tags(<p>, <h1>, , <u> <mark>, <i>,) and , , tags	https://learn.microsoft.com/en-us/cpp/mfc/html-basics?view=msvc-170 https://learn.microsoft.com/en-us/training/modules/build-first-html-webpage/2-understand-terminology https://learn.microsoft.com/en-us/training/modules/build-first-html-webpage/3-explore-core-html
Music -Mr Kiko	<ul style="list-style-type: none">• Listening Skills focused on aural memory• Playing recorders• Improving children's confidence and musicality through singing actions songs and chanting rhymes.• Reading notes	<ul style="list-style-type: none">• Do a humming back activity, where someone hums a tune, and your child repeats that• Encourage your child to practice recorder at home• Encourage the child to sing action songs at home.• Encourage the child to watch the kinds of notes video	Kinds of Notes (Year4).mp4 Year04 Recorder Lesson Itsy Bitsy Spider.mp4



The Winchester School, Jebel Ali

Family Learning Newsletter- Year 4 June 2025



Music -Mr Sunil	Learning how to play the song "Happy birthday" on recorder	<ul style="list-style-type: none"> Let the child practice at home, even though there will be squeaking. Be an audience. But better also check if the child is holding the recorder properly.	
Music -Mr Joyson	<ul style="list-style-type: none"> Improving child's confidence and musicality through music rhythm reading stage 2 <p>We take a deeper look at the half note and how it relates to the quarter and eight notes</p>	<ul style="list-style-type: none"> Let the child understand the music note value and clap with the notes. Ask the child to perform it with any percussion instrument like maracas, tambourine <p>Steady beat is represented by the boxes, and rhythms are represented as the notes inside the boxes. Counting the number of boxes each note uses is a great way to remember how many beats the note is worth.</p>	
Moral Education	Family First	Understanding UAE culture (part 2) 	
Leadership Gemstones	Leadership Gemstones Value of the month: June "Leading with Service" Quote 1: "Leaders help others grow and reach their potential." Quote 2: "Listening with care helps you find the best way to serve others." Quote 3: "The best thing you can do is believe in someone who's doubting themselves." Quote 4: "Leadership is about helping others grow, not just yourself."	Kindness Jar Encourage your child to share kind ideas by adding one helpful action to a family kindness jar each day. Generosity Game Choose one toy or book your child no longer uses and talk about how sharing it with someone else can make them smile. Share and Shine At dinner, encourage everyone to share one moment where they helped or were helped during the day. Thank You Notes Together Encourage your child to help write and decorate a thank-you note for someone who has helped them recently.	