



The Winchester School, Jebel Ali

Family Learning Newsletter -Year 5- June -2025



Area of Learning	Focus	Activities to help your child at home	Useful websites/Resources																																																																																										
<p>English</p>	<p>Spellings: To explore the words ending with tricky suffixes: - able vs. -ible, -ent vs. -ant, - ous vs. -ious, -ance vs. - ence, -ize vs. -ise.</p> <div data-bbox="378 635 904 1153" data-label="Image"> </div> <p>Grammar: Based on GAP Analysis- To appropriately use the present perfect form of verbs in contrast to the simple past tense.</p>	<p>Talk and encourage the children to do the following:</p> <p>Suffix Scavenger Hunt: Create a list of words with tricky suffixes (- able, -ible, -ent, -ant, -ous, -ious, -ance, -ence, -ize, -ise) and challenge students to find examples of each suffix in books, magazines, or around the house. Make it a fun competition to see who can find the most words!</p> <p>Create Your Own Words: Encourage children to create their own words using the tricky suffixes. They can write sentences or short stories using these words to demonstrate their understanding of how suffixes change the meanings of words.</p> <p>Word Building Game: Play a word building game where students take turns adding suffixes to base words to create new words. Start with a base word like 'help' and have each player add a suffix to make a new word (e.g., helpful, helper, helping).</p> <p>Suffix Spelling Bee: Host a family spelling bee focused on words with tricky suffixes. Take turns giving each other words to spell aloud, emphasizing the correct spelling of the suffixes.</p> <p>Suffix Art Project: Create an art project where children illustrate words with tricky suffixes. They can draw pictures or scenes that represent the meanings of these words, helping them visualize the connection between the word and its suffix.</p>	<p>https://d1yqpar94iqbqm.cloudfront.net/documents/Common-Prefixes-Suffixes-and-Roots-8.5.13.pdf</p> <div data-bbox="1697 651 2063 997" data-label="Table"> <p>Most Important Suffix Lis</p> <table border="1"> <thead> <tr> <th>Suffix</th> <th>Meaning</th> <th>Example</th> <th>Suffix</th> <th>Meaning</th> <th>Example</th> </tr> </thead> <tbody> <tr> <td>-age</td> <td>A result</td> <td>Wreckage</td> <td>-able</td> <td>Able to be</td> <td>Inflatable</td> </tr> <tr> <td>-ance</td> <td>An action or state</td> <td>Importance</td> <td>-en</td> <td>Made of</td> <td>Woolen</td> </tr> <tr> <td>-ant</td> <td>A person</td> <td>Assistant</td> <td>-ful</td> <td>Full of</td> <td>Beautiful</td> </tr> <tr> <td>-er</td> <td>A person</td> <td>Reference</td> <td>-ible</td> <td>Ability</td> <td>Fireable</td> </tr> <tr> <td>-ence</td> <td>An action or state</td> <td>Difference</td> <td>-ish</td> <td>A little</td> <td>Greenish</td> </tr> <tr> <td>-er/er</td> <td>A person</td> <td>Teacher</td> <td>-less</td> <td>Without</td> <td>Careless</td> </tr> <tr> <td>-ery</td> <td>A type or place of work</td> <td>Bakery</td> <td>-like</td> <td>Similar to, like</td> <td>Lifelike</td> </tr> <tr> <td>-ess</td> <td>Makes a feminine form</td> <td>Waitress</td> <td>-ous</td> <td>Full of</td> <td>Joyous</td> </tr> <tr> <td>-ful</td> <td>As much as will fit</td> <td>Spoontful</td> <td>-some</td> <td>A tendency to</td> <td>Quarrelsome</td> </tr> <tr> <td>-ing</td> <td>An action or result</td> <td>Painting</td> <td>-ly</td> <td>In a manner</td> <td>Quickly</td> </tr> <tr> <td>-ion</td> <td>A process, state or result</td> <td>Decoration</td> <td>-ward</td> <td>Shows direction</td> <td>Forward</td> </tr> <tr> <td>-ism</td> <td>A belief or condition</td> <td>Judaism</td> <td>-ways</td> <td>Shows direction</td> <td>Sideways</td> </tr> <tr> <td>-ist</td> <td>A person</td> <td>Poetist</td> <td></td> <td></td> <td></td> </tr> <tr> <td>-ment</td> <td>An action or state</td> <td>Measurement</td> <td></td> <td></td> <td></td> </tr> </tbody> </table> </div> <p>https://www.k5learning.com/worksheets/grammar/grade-5-verb-tenses-a.pdf</p> <p>https://www.k5learning.com/worksheets/grammar/grade-5-using-perfect-tenses-a.pdf</p>	Suffix	Meaning	Example	Suffix	Meaning	Example	-age	A result	Wreckage	-able	Able to be	Inflatable	-ance	An action or state	Importance	-en	Made of	Woolen	-ant	A person	Assistant	-ful	Full of	Beautiful	-er	A person	Reference	-ible	Ability	Fireable	-ence	An action or state	Difference	-ish	A little	Greenish	-er/er	A person	Teacher	-less	Without	Careless	-ery	A type or place of work	Bakery	-like	Similar to, like	Lifelike	-ess	Makes a feminine form	Waitress	-ous	Full of	Joyous	-ful	As much as will fit	Spoontful	-some	A tendency to	Quarrelsome	-ing	An action or result	Painting	-ly	In a manner	Quickly	-ion	A process, state or result	Decoration	-ward	Shows direction	Forward	-ism	A belief or condition	Judaism	-ways	Shows direction	Sideways	-ist	A person	Poetist				-ment	An action or state	Measurement			
Suffix	Meaning	Example	Suffix	Meaning	Example																																																																																								
-age	A result	Wreckage	-able	Able to be	Inflatable																																																																																								
-ance	An action or state	Importance	-en	Made of	Woolen																																																																																								
-ant	A person	Assistant	-ful	Full of	Beautiful																																																																																								
-er	A person	Reference	-ible	Ability	Fireable																																																																																								
-ence	An action or state	Difference	-ish	A little	Greenish																																																																																								
-er/er	A person	Teacher	-less	Without	Careless																																																																																								
-ery	A type or place of work	Bakery	-like	Similar to, like	Lifelike																																																																																								
-ess	Makes a feminine form	Waitress	-ous	Full of	Joyous																																																																																								
-ful	As much as will fit	Spoontful	-some	A tendency to	Quarrelsome																																																																																								
-ing	An action or result	Painting	-ly	In a manner	Quickly																																																																																								
-ion	A process, state or result	Decoration	-ward	Shows direction	Forward																																																																																								
-ism	A belief or condition	Judaism	-ways	Shows direction	Sideways																																																																																								
-ist	A person	Poetist																																																																																											
-ment	An action or state	Measurement																																																																																											



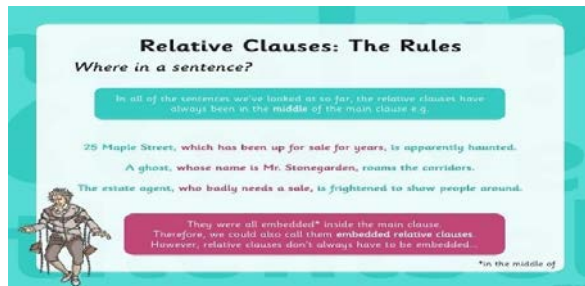
The Winchester School, Jebel Ali

Family Learning Newsletter -Year 5- June -2025



Relative/ Embedded Clauses:

To explore and use relative and embedded clauses to enhance sentence structure and convey additional information in their writing.



Text Level: Theme Analysis:

To explore the various themes in a narrative.



Reading Comprehension:

Prediction Skills

To develop prediction skills. To use the clues. To infer and make prediction on the given scenarios.

These activities provide hands-on and interactive ways for children and parents to explore and practise words with tricky suffixes at home, making learning fun and engaging!

Together explore more about perfect form of verbs by exploring the following activities:

Story Creation: Encourage your child to write a short story using both the present perfect and simple past tense. Have them alternate between the two tenses as they narrate events in the story. Afterward, read the story together and discuss how each tense is used to convey different meanings.

Time Capsule: Help your child create a time capsule by gathering items or writing notes about recent events and experiences. As you add each item or note, discuss whether it should be described using the present perfect or simple past tense based on when the event occurred.

Verb Tense Charades: Play a game of charades where your child acts out different actions or events described using either the present perfect or simple past tense. As they act out each scenario, have them use the appropriate verb tense in their descriptions.

To hone understanding of relative and embedded clauses through reading and proofreading activities, you can try the following:

Reading Comprehension Exercises:

Provide texts containing relative and embedded clauses and ask learners to identify them. You can start with simple texts and gradually increase the complexity.



<https://www.kestonprimary.org.uk/wp-content/uploads/2020/04/English-Embedded-Clause-explanation.pdf>


(Link must be copied and pasted in a new browser.)





The Winchester School, Jebel Ali

Family Learning Newsletter -Year 5- June -2025



Moral Education Link: Reading Comprehension – Prediction Skills

Encouraging children to think critically about choices and consequences, linking reading comprehension with moral reasoning.

After reading a passage, ask questions that require identifying and explaining relative and embedded clauses. For example, 'Can you find a sentence where a relative clause is used to provide additional information about a noun?'

Proofreading Activities:

Give students passages with errors related to relative and embedded clauses, such as misplaced modifiers or incorrect relative pronoun usage. Ask them to identify and correct these errors.

Provide sentences with missing or improperly formed relative clauses, and ask students to rewrite the sentences to include correctly structured clauses.

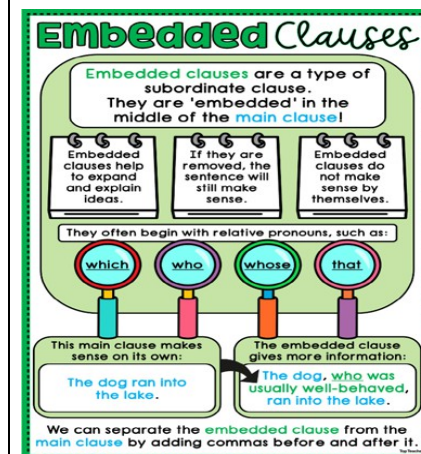
Create exercises where students have to combine sentences using relative or embedded clauses. For instance, provide two simple sentences and ask students to combine them into one using a relative clause.

Encourage the children to explore different themes that emerge from the story, such as friendship, courage, honesty, perseverance, or making the right choices.

Talk about how the characters' actions and decisions reflect these themes throughout the story.

Discuss how the main theme connects to real-life situations, and ask questions that make children reflect, such as:


- What message is the story trying to teach us?
- Which character showed bravery? How?
- Can you think of a time when you had to show perseverance like the character?






The Winchester School, Jebel Ali

Family Learning Newsletter -Year 5- June -2025







		<p>Predict before, while reading and after reading any book of your choice.</p> <p>https://www.satstestsonline.co.uk/index.aspx (Revision link Online)</p>																															
<p>Mathematics</p>	<p>To understand percentage as the number of parts in every 100.</p> <p>Fractions, Percents, and Decimals</p> <table border="1" data-bbox="358 622 806 861"> <thead> <tr> <th>Fraction</th> <th>Percent</th> <th>Decimal</th> </tr> </thead> <tbody> <tr><td>1</td><td>100%</td><td>1.0</td></tr> <tr><td>1/2</td><td>50%</td><td>0.5</td></tr> <tr><td>1/3</td><td>33.3%</td><td>0.33</td></tr> <tr><td>1/4</td><td>25%</td><td>0.25</td></tr> <tr><td>1/5</td><td>20%</td><td>0.2</td></tr> <tr><td>1/6</td><td>16.6%</td><td>0.166</td></tr> <tr><td>1/8</td><td>12.5%</td><td>0.125</td></tr> <tr><td>1/10</td><td>10%</td><td>0.1</td></tr> <tr><td>1/12</td><td>8.3%</td><td>0.083</td></tr> </tbody> </table> <p><small>©All Rights Reserved Loving2Learn™</small></p> <p>To find percentage of numbers and quantities.</p> <div data-bbox="380 1029 739 1220" style="border: 1px solid black; padding: 5px; text-align: center;">  </div> <p><u>Revisit of topics from Term 1 and 2</u></p>	Fraction	Percent	Decimal	1	100%	1.0	1/2	50%	0.5	1/3	33.3%	0.33	1/4	25%	0.25	1/5	20%	0.2	1/6	16.6%	0.166	1/8	12.5%	0.125	1/10	10%	0.1	1/12	8.3%	0.083	<p>Share with your child that a percentage is just a fraction out of a hundred.</p> <p>Encourage your child to calculate the percentage of each ingredient used in the recipe of their favourite dish. Look for boards displaying discounts and sale offers</p> <p>Talk to the children that they can divide by 10 in order to find 10% of a quantity, and use this to find 20%, 5% etc. of numbers. Ask your child to calculate the percentage of each ingredient used in the recipe of their favourite dish. Look for boards displaying discounts and sale offers. Talk to the children that they can divide by 10 in order to find 10% of a quantity, and use this to find 20%, 5% etc. of numbers</p> <div data-bbox="996 1109 1668 1468" style="border: 1px solid black; padding: 5px;"> <p>TIPS:</p> <ul style="list-style-type: none"> • To find 10% divide the original number by 10. • To find 20% find 10% and double it. • To find 50% halve it. • To find 25% halve it, and halve it again Or you can divide • To find 5% find 10% and halve it. • To find 1% divide by 100. </div>	<p>https://www.ixl.com/math/grade-5/percent-of-a-number</p> <p>Percentage Quiz</p>
Fraction	Percent	Decimal																															
1	100%	1.0																															
1/2	50%	0.5																															
1/3	33.3%	0.33																															
1/4	25%	0.25																															
1/5	20%	0.2																															
1/6	16.6%	0.166																															
1/8	12.5%	0.125																															
1/10	10%	0.1																															
1/12	8.3%	0.083																															



The Winchester School, Jebel Ali

Family Learning Newsletter -Year 5- June -2025




<p>Science Life Cycle of Plants</p>	<p>Seed Dispersal and Vegetative Propagation</p> <p>To explore the adaptations of plants for different modes of seed dispersal.</p> <p>To describe how plants can generate new plants from various parts of the parent plant, instead of producing seeds.</p> <p style="text-align: center;">VEGETATIVE PROPAGATION IN BRYOPHYLLUM</p> 	<p>Some fun activities to help your child explore the topic:</p> <p>Seed Dispersal Sorting Game</p> <p>Spread out the seed samples or pictures. Let the child examine each and place them under the correct label. Parents can prompt with questions like:</p> <ul style="list-style-type: none"> • Why do you think this seed has wings? • Would this float or sink? <p>Use a variety of seeds/nuts (e.g., coconut shell piece, beans, corn), bowl of water.</p> <ul style="list-style-type: none"> • Place seeds in water and observe which float. • Examine the floating seeds for waterproof or air-filled structures. <p>Discussion: How might floating help seeds travel? Where would water-dispersed plants grow?</p> <p>Time-Lapse Plant Growing Diary Plant a few different "parent parts" (e.g., a garlic clove, a potato, a carrot top) and draw or take pictures of their growth over days/weeks. Keep a fun diary or photo log.</p> <p>Observe and compare the growth of these plants to those grown from seeds.</p>	<p>Seed Dispersal</p>  
<p>Humanities History</p>	<p>To explore the legacy of ancient Greek culture.</p>	<p>Share with your child the meaning of legacy and its relevance to different periods in history till the present day.</p>	<p>Ancient Greece - Legacy.pdf</p>



The Winchester School, Jebel Ali

Family Learning Newsletter -Year 5- June -2025



		<p>Talk about the legacy of ancient Greek art, architecture and literature on later periods in history.</p> <p>Encourage your child to research the legacy of His Highness Sheikh Zayed bin Sultan Al Nahyan.</p>	<p>Key vocabulary: legacy, Greek culture, art, architecture, literature, later periods in history</p> <p>https://www.abudhabi.gov.ae/en/about-the-government/sheikh-zayeds-legacy</p>
UAE Social Studies	<p>To explore the benefits of social organisations.</p> <p>To explore what makes a good citizen</p>	<p>Talk with your child about the meaning of the key vocabulary, social organisation, humanitarian, charity, club and volunteer.</p> <p>Share the importance and purpose of different types of social organisations.</p> <p>Encourage your child to research and identify local social organisations and find out how they can contact them and get involved.</p> <p>Talk with your child about the qualities of a good citizen.</p> <p>Share with your child the importance of being honest and tolerant.</p> <p>Encourage your child to find out how places like Global Village help people to develop tolerance.</p>	<p>UAE Social Studies Social Organisations.pdf</p> <p>Key vocabulary: club, charity, volunteer, organisation, humanitarian</p> <p>UAE Social Studies Citizenship.pdf</p> <p>Key vocabulary: global, honesty, tolerance, respectful, citizenship</p>
Arabic for Arabs	<p>قصة كهفي الصغير أَنْ يُفَسِّرَ التلميذ المُفْرَدَاتِ الجَدِيدَةَ مُوَظَّفًا القَامُوسِ المُصَوِّرِ. أَنْ يحدّد التلميذ بنية النص السردى وتسلسل الأحداث.</p>	<p>* جمع صور تحمل أشكال التعاون والمحبة بين المجتمعات. مشاهدة فيديو عن أهمية التعاون والمساعدة. * تدريب الطالب بالمنزل على بعض الكتابات الوصفية وأيضا كتابات اليوميات.</p>	



The Winchester School, Jebel Ali

Family Learning Newsletter -Year 5- June -2025



	<p>أن يستخلص التلميذ المغزى من أحداث القصة . أن يستنتج التلميذ سمات الإسلوب للكاتب. أن يُجيب التلميذ عن أسئلة النصّ وَيَطْرَحُ أسئلةً: (مَنْ - ماذا - متى - أين - لماذا - كيف) مُظهِراً فَهْمَهُ للنصّ، مُبَدِّياً رَأْيَهُ فِيهِ. نشيد هدهدة نجم أن يحدد التلميذ الفكرة الرئيسة للأبيات. أن يفسر التلميذ المعنى الإجمالي للأبيات. أن يقارن التلميذ بين نصين مختلفين . كتابة فقرة إملاء أن يُعلّل التلميذ سبب كتابة الهمزة المتوسطة. أن يكتب الفقرة مراعيًا سبب كتابة الهمزة وعلامات الترقيم. القواعد النحوية (أحوال خبر إنّ وأخواتها) أن يحدد التلميذ أركان جملة إنّ . أن يقارن التلميذ بين جملة إنّ وجملة كان. أن يحدد التلميذ أنواع الخبر في جملة إنّ.</p>	<p>* يَكْتُبُ الْمُتَعَلِّمُ فِقْرَةً مُضَمَّنًا إِيَّاهَا جُمْلَةً رَئِيسَةً، وَتَفَاصِيلَ دَاعِمَةً، وَجَمْلَةً خَتَامِيَّةَ مَعَ الْإِلْتِزَامِ التَّامِ بِالْمَعَايِيرِ. مساعدته في تحديد بعض الأحداث مُسْتَخْلِصًا مَغْزَاهَا، مُعَبِّرًا عَنْ رَأْيِهِ فِيهَا . يمكن لولي الأمر الدخول من خلال الرابط المرفق لموقع قناة اللغة العربية والتربية الإسلامية الخاص بمدرسة ونشستر ومتابعة التسجيلات الخاصة بالدروس ومشاركتها مع التلميذ وتدوين ما تعلمه في دفتره المدرسي</p>	<p>قناة اللغة العربية والتربية الإسلامية بمدرسة ونشستر</p>
<p>Arabic for Non-Arabs</p>	<p><u>Sports</u> To describe different hobbies that you can preferer To use specific expressions and forms to write about a Hobbies. <u>Celebrities: (famous personalities)</u> To explore the biographical texts of some well- known persons around the world. To learn the meaning and the conjugation (past tense) of different verbs needed to talk about celebrities' life.</p>	<p>Encourage your child to use the topic vocabulary to practice writing about his favorite hobby. Encourage your child to memorize his/her new vocabulary about the new topic from the Arabic notebook and book (dictionary). Share videos with your child about hobbies in Arabic to help him - her in speaking and writing about them. Encourage your child to use the topic vocabulary to practice writing about his favorite celebrity. Ask your child to study the past tense and use it in his writing. Share a story with your child and encourage him to transfer it from written into illustrated or vice versa. Go through the links on the Arabic YouTube channel so</p>	<p>Arabic and Islamic YouTube Channel</p>



The Winchester School, Jebel Ali

Family Learning Newsletter -Year 5- June -2025







	To describe your favourite “star” and talk about his or her specialization and important events in their lives.	that you can help your child learn more at home about the topic	
Islamic for Arabs	<p>آداب الطريق</p> <ul style="list-style-type: none">• أن يستنتج الطالب أثر الأخلاق الحسنة في توطيد العلاقات الاجتماعية• أن يعدد الطالب آداب الطريق• أن يستنتج الطالب أهمية تحري الصدق في الأمور كلها. <p>نعمة العقل</p> <ul style="list-style-type: none">• أن يستنتج الطالب أهمية العقل . <p>عمر بن الخطاب</p> <ul style="list-style-type: none">• أن يستنتج الطالب بعض صفات سيدنا عمر بن الخطاب.• أن يستنتج الطالب بعض الدروس المستفادة من سيرة سيدنا عمر بن الخطاب.	<ul style="list-style-type: none">• مساعدة الابن في البحث عن أحاديث نبوية شريفة تحثنا على التحلي بالأخلاق الحسنة.• حث الابن على المداومة على آداب الطريق• حث الابن على المداومة على حسن الخلق..• حث الابن على الذهاب لصلاة الجمعة في المسجد.• توضيح بعض أحكام صلاة العيد للأبناء.• حث الابن على البحث في سيرة الصحابة. <p>يمكن لولي الأمر الدخول من خلال الرابط المرفق لموقع قناة اللغة العربية والتربية الإسلامية الخاص بمدرسة ونشستر ومتابعة التسجيلات الخاصة بالدروس ومشاركتها مع التلميذ وتدوين ما تعلمه في دفتره المدرسي.</p>	<p>قناة اللغة العربية والتربية الإسلامية بمدرسة ونشستر</p>
Islamic for Non-Arabs	<p>Making things easy</p> <p>To explain that Islam is the religion of ease and facility by evidence from Quran and Sunnah.</p> <p>To explain the aspects of tolerance and ease of Islam by evidence from Quran and Sunnah.</p> <p>Friday Prayer and the Prayer of the two feasts.</p> <p>To explain the rulings of Friday prayer and the prayer of the two feasts.</p> <p>To conclude the excellence of Friday Prayer and the Prayer of the two feasts.</p>	<p>Share the given link with your child and practice reciting the holy verse properly and correctly.</p> <p>Speak with your child about the justice of Allah’s power in the universe.</p> <p>Share your child the general meaning of the Hadith.</p> <p>Talk with your child about the aspects of tolerance and ease of Islam.</p> <p>Talk with your child about the rules of Friday prayer and the prayer of the two feasts.</p> <p>Speak with your child about the excellence of Friday Prayer and the Prayer of the two feasts.</p>	<p>Arabic and Islamic YouTube Channel</p>



The Winchester School, Jebel Ali

Family Learning Newsletter -Year 5- June -2025



	<p>To determine the difference between Friday Prayer and the Prayer of the two feasts</p>	<p>Go through the links on the Arabic and Islamic YouTube channel so that you can help your child learn more at home about the topic.</p>	
<p>French</p>	<p><u>Topic: French poster creation</u> <u>les matières scolaires</u> To identify school subjects. <u>Expression of opinions</u> To create sentences about school subjects using opinions <u>les matières scolaires</u> To give opinions on my school subjects with added complexity.</p>	<div style="text-align: center;">  <div style="border: 1px solid green; padding: 5px; display: inline-block;">Talk</div> </div> <p>Ask your child to express his opinion about school subjects using (I like \ dislike) . Ask your child to express a range of opinions and justification about different school subjects.</p> <div style="text-align: center;">  <div style="border: 1px solid blue; padding: 5px; display: inline-block;">Share</div> </div> <p>Create a memory game about school subjects. Create a bingo game about school subjects.</p> <div style="text-align: center;">  <div style="border: 1px solid yellow; padding: 5px; display: inline-block;">Encourage</div> </div> <p>Students to keep exploring the links given.</p>	<p><u>Topic:</u> Les matière scolaire https://www.languagenut.com/global/</p> <div style="text-align: center;">  <small>Digital Language Resources for Primary & Secondary Schools</small> <div style="display: flex; justify-content: center; gap: 20px;"> <div style="border: 1px solid blue; padding: 2px 5px; background-color: #00a0e3; color: white;">SIGN UP</div> <div style="border: 1px solid gray; padding: 2px 5px; background-color: #e0e0e0;">LOG IN</div> </div> </div> <p><u>Kindly note that all students have their login details .</u> <u>Wordwall Activity</u> https://wordwall.net/resource/277640/french/school <u>-subjectsQuizlet Activities</u></p> <p>https://quizizz.com/admin/quiz/664089645d3b14a4119f7e3c/les-matieres-scolaires?source=search-result-page&page=search-result-page&arid=f9e09738-7768-4fd3-8705-47e80fd878a0&apos=-1&term=les+matiere+scolaire e</p>



The Winchester School, Jebel Ali

Family Learning Newsletter -Year 5- June -2025



<p>Physical Education</p> <p>Activity -1</p> <p>Activity - 2</p> <p>Activity - 3</p> <p>Activity - 4</p>	<p>Board game – Ludo</p> <p>Board game – Carom</p> <p>Board game – Chess</p> <p>Board games – Ludo, Carom, Chess</p>	<p><u>Talk and encourage the children to do the following:</u></p> <p>Encouraging children to participate in board games to enhance their understanding of the game concepts.</p> <p>Please follow the links for instructions on how to play and the rules.</p>	<p><u>Useful sites:</u></p> <p>Links:</p> <p>How to play Ludo.mp4</p> <p>How to play carom</p> <p>How to play chess</p>
<p>Information and Communication Technology</p>	<p>TOPIC – 3D - DESIGN YOUR DREAM ROOM</p> <p>To brainstorm and prioritize desired features for a dream room, create a detailed plan by incorporating basic mathematical measurement, and translate this vision into a digital 3D design using Tinker Cad.</p>	<p>Encourage your child to use technology or a sketch book to develop an organized system based on any real-life scenario by drawing ideas and documenting progress.</p> <p>Motivate the students to develop proportional models based on real measurements.</p> <p>Design a 3D room using the online tool- Tinker cad.</p>	<p>TinkerCAD Instructables</p>
<p>Music (Mr. Joyson)</p>	<p>Improving child’s confidence and musicality through music rhythm reading stage 3.</p> <p>We take a deeper look at the half note and how it relates to the quarter and eight notes with quarter rest.</p>	<p>Let the child understand the music note value and clap with the notes.</p> <p>Ask the child to perform it with any percussion instrument like maracas, tambourine.</p> <p>Steady beat is represented by the boxes, and rhythms are represented as the notes inside the boxes. Counting the number of boxes each note uses is a great way to remember how many beats the note is worth.</p>	



The Winchester School, Jebel Ali

Family Learning Newsletter -Year 5- June -2025




Music (Mr. Kiko)	Listening Skills focused on aural memory Playing recorders Improving children’s confidence and musicality through singing actions songs and chanting rhymes. Reading notes and rests	Do a humming back activity, where someone hums a tune, and your child repeats that Encourage your child to practice recorder at home Encourage the child to sing action songs at home. Help the child choose which other songs they know aside from the songs taught in school and let them invent their own singing actions. Encourage the child to watch the kinds of notes video	https://www.timeout.com/new-york-kids/music/best-kids-songs Kinds of Notes and Rests.mp4 Year05 Recorder Lesson Drag Me Down.mp4
Music (Mr. Sunil)	Learning how to play the song “Havana “on the recorder	Let the child practice at home, even though there will be squeaking. Be an audience. But better also check if the child is holding the recorder properly.	



The Winchester School, Jebel Ali

Family Learning Newsletter -Year 5- June -2025



Moral Education

Leadership Gemstones - **Leading with Service**

Positive Health

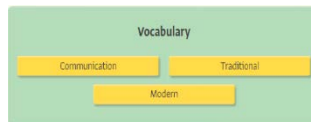
To understand the meaning of *Leading with Service* symbolised by the gemstone **Peridot**.

To explore how generosity and prioritizing others' needs are important qualities of a good leader.

To identify and reflect on ways to practise generosity and service in everyday life.

Modern Means of Communication

To explain the benefits and challenges offered by new means of communication.



To understand one's rights and responsibilities as a member of community.

Talk to Your Child:


Discuss what it means to *lead with service*. Talk about how true leaders often put others' needs before their own and how generosity can create a positive community.

Encourage your child to share examples of how they have shown kindness or helped someone recently. Brainstorm small acts of service they can do at home, at school, or in the community to practise *Leading with Service*.

Encourage your child to explore communication technology through interactive activities at home. Research together, discuss pros and cons in family debates, and conduct interviews for real- world insights. They can create presentations, analyze media content, and role-play scenarios to deepen understanding while honing critical thinking and empathy skills. These activities foster a well-rounded comprehension of the benefits and challenges posed by modern communication methods.

Encourage your child's positive growth by emphasizing cooperation and collaboration with others through engaging home activities. **Foster teamwork** through family projects and hobbies, and encourage participation in group activities outside the home. **Practice** empathy and active listening through role- playing exercises. By cultivating these skills, your child will not only enhance their own well-

[Generosity.mp4](#)





The Winchester School, Jebel Ali

Family Learning Newsletter -Year 5- June -2025



Rights and Responsibilities

Development of Both Mind and Body to Achieve Success.

To know how one can, grow and develop in a positive way, co-operating and collaborating with others to maintain wellbeing.



being but also contribute positively to the well-being of others.

Encourage your child to embrace positive growth and collaboration at home through engaging activities. **Discuss** the importance of personal development and well-being while emphasizing teamwork and communication. Participate in collaborative projects, volunteer work, and practice empathy within the family. By fostering a supportive environment, your child will learn valuable skills for navigating relationships and challenges, promoting holistic growth and wellbeing.



Welfare	A group of services aimed at providing the appropriate living and health conditions for individuals, in addition to developing their abilities according to both individual and collective needs.
Growing in a Positive Way	Physical and mental growth in a proper, healthy and decent way, while taking advantage of learning and skill developing opportunities.
Healthy Diet	Eating diverse and varied food to acquire all nutrients in the quantities required by the human body.
Personal Hygiene	A person's habits and actions to maintain bodily cleanliness and general health.
Healthy Lifestyle	Living within proper environmental and health standards that ensure wellbeing and positive growth.