
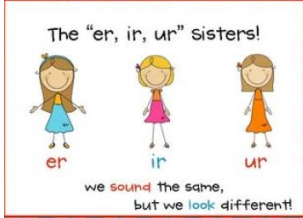





# The Winchester School, Jebel Ali

## Family Learning Newsletter- Year 1 March 2025



Area of learning	Focus	Home activities - help your child at home.	Useful websites
<p><b>Literacy</b></p>	<p><b>Spelling -</b> To use phonic knowledge to spell 'er/ir/ur' Example–burst, thirst, helper etc.</p> <p>“k” sound words Example – king, desk, kettle</p> <p><b>Grammar - Alliteration</b></p> <p>To recognise alliteration and use it in their writing.</p>	<p><b>Spelling Bingo:</b> Create Bingo cards with spelling words instead of numbers. Call out the definitions or use the words in sentences, and your child marks the corresponding word on their card. This game makes learning fun and interactive.</p> <p><b>Engaging Spelling Drill</b> Fold three columns on a piece of paper labelled 'trace,' 'copy,' and 'recall.' Write the word in the first column, and have your child trace the letters. While doing so, talk about the letters and pronunciation. Next, <b>encourage</b> your child to copy the word, and offer positive feedback. Finally, <b>encourage</b> them to recall the spelling independently by hiding the first two columns.</p> <p><b>Alliteration</b> is when a sentence or phrase has many words that start with the same sound. It is like a tongue-twisters. Basically, the first consonant repeats itself throughout the sentence.</p> <ul style="list-style-type: none"> <li>• Examples:</li> <li>• 1. Go and gather the green leaves on the grass.</li> </ul>	<p><a href="#">er, ir and ur.docx</a></p>  <p><a href="#">k booklet.docx</a></p> 

- 2. Please put away your paints and practice the piano.
- The big bad bear and baby bunnies by the bushes.

**Activity: A sound story**

Pick a sound for example, let's say the sound is 's'. Then make up a story with lots of 's' sounds in.

Tell your child 'If you hear a 's' then put your hands on your heads.'

An example of a story could be...'One day Steve the Snake went to the sandy beach. He saw a sea serpent in the sea. The serpent jumped out and slithered towards Steve. He tried to slice him with his teeth!

**Rhyming Alliteration:**

Introduce rhyming words with the same starting sound.

**Create** simple sentences like "Sam sat on the silly swing" or "Billy bounced a big blue ball."

**Talk** about the repeating sounds.

**Encourage** your child to make their rhyming sentences with alliteration.

**Share** and **talk** about their creative choices. Have your child share their rhyming sentences with family or friends and **encourage** them to discuss what they enjoyed.

**Tongue Twister Challenge:** Practice fun tongue twisters as a family. Examples:

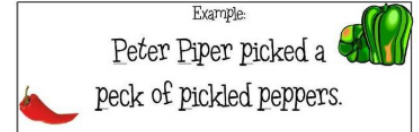
She sells seashells by the seashore.




[alliteration? - Group sort \(wordwall.net\)](http://wordwall.net)


**Alliteration**

The use of the same beginning consonant sound in a line or verse.

Example:




		Peter Piper picked a peck of pickled peppers. Encourage your child to create their own tongue twisters.	
Numeracy	<p><b><u>Odd and Even</u></b> To know the numbers as odd or even.</p> <p><b><u>Word Problems</u></b> To solve problems involving counting, addition, and subtraction.</p> <p><b><u>Fractions of Shapes</u></b> To identify quarter of a shape and a set of objects or numbers.</p> <p style="text-align: center;"><b>Whole, Half, Quarter</b></p> <div style="display: flex; justify-content: space-around; align-items: center;"> <div style="text-align: center;">  <p>1</p> </div> <div style="text-align: center;">  <p>1/2</p> </div> <div style="text-align: center;">  <p>1/4</p> </div> </div>	<p><b>Talk</b> to your child about sharing objects. Give away objects like spoons, cubes, beans, straws ranging 1-20. Then ask them share the items equally into two groups. Now ask whether they are able to share all the numbers equally. Point out the fact that not all the numbers can be shared equally. Tell them the numbers which can be divided equally into two groups with no leftovers are called even number. The numbers 2, 4, 6, 8, and 0 are all even numbers. An odd number cannot be shared equally into two groups and has leftovers. The numbers 1, 3, 5, 7, and 9 are all odd numbers.</p> <p><b>Encourage</b> and discuss with your child while travelling or cooking. Share simple examples of addition and subtraction number stories. Focus on the use of different vocabulary of addition and subtraction.</p> <p>E.g.: You see 12 red cars and 4 black cars. How many cars are there altogether? I gave you 25 cookies, you ate 2. How many remaining?</p> <p><b>Encourage</b> them to use recycled paper and cut out different shapes, fold the shape into half. Remind them to make sure they have completely overlapped.</p> <p><b>Ask</b> your child to place the objects to be shared in the circles to find the fair way to share the items each time. Remind them to only place one item in each circle at a time. Now use four circles to find the quarter of objects and numbers.</p> <p><b>Challenge</b> Two monkeys ate a total of 28 nuts.</p>	<p><a href="#">Odd and Even</a></p> <p><a href="#">Word problems</a></p> <p><a href="#">half and quarter</a></p>

		<p>Each of them ate the same number of nuts. How many nuts did each of the monkeys eat?</p>	
<p><b>Science</b></p>	<p><b><u>Growing Plants</u></b></p> <p>To identify the factors that affect the growth of the plant.</p> 	<p><b>Activity:</b> Have your child plant a seed in a small pot or garden. Use easy-to-grow seeds like beans, sunflowers, or peas.</p> <p><b>Skills:</b> Understanding plant growth, responsibility.</p> <p><b>Discussion:</b> Explain how seeds need soil, water, sunlight, and air to grow. Ask the child to predict what will happen and how long it will take for the seed to sprout.</p> <p><b>Activity:</b> Place two small plants in different locations—one in direct sunlight and the other in a shaded area or covered with a black bag. Keep them watered regularly and observe the difference in growth.</p> <p><b>For water-</b>Use two identical plants or seeds. Water one plant every day and the other plant every few days. Observe the results over time.</p> <p><b>Discussion:</b> Ask students to describe how the plants look after a week. Which one is growing better and why? Discuss how sunlight and affects plant growth.</p> <p><b>TALK</b> to your child about what they need in their daily life to grow, similarly relate it with the needs of plants.</p>	<p><a href="#"><u>Factors affecting the plant growth</u></a></p>

		Encourage them to think if any of the factors is absent what will happen to the growth of plant. Will the plant grow healthy and good or it will shrink? Will it bear good fruit or not?	
<p><b>Arabic for Arabs</b></p>	<p><b>النحلة النشيطة</b>  أن يكتب التلميذ كلمات بسيطة بصورة صحيحة.  أن يحاكي التلميذ النمط في إنشاء جمل مركبة.  أن يربط التلميذ بين كلمات والصور التي تم تعلمها لتكوين جمل جديدة .  أن يميز التلميذ الضمائر المنفصلة</p> <p><b>ظريفة وأخيها محظوظ</b>  أن يصف التلميذ الأشخاص والأماكن المحيطة به .  مستخدمًا اللغة العربية  أن يميز التلميذ أسماء الإشارة مع كلمات الدرس  أن يميز التلميذ الضمائر وتوظيفها مع كلمات الدرس  أن يربط التلميذ بين الصور والأحداث المرئية أو المسموعة من خلال صور أو فيديو عن الصف.  أن يستخدم التلميذ أدوات الاستفهام لتكوين أسئلة والإجابة عنها</p>	<p>مساعدة الابن على نطق كلمات بصورة صحيحة.  مساعدة الابن على كتابة كلمات بشكل صحيح .  مساعدة الابن في جمع صور للأحداث والصور التي تعلمها.  مساعدة الابن في إعداد معجم صغير مرفق بصور عن الكلمات التي تعلمها.  إملاء الكلمات التي تم تعلمها بصورة دورية.  ربط الكلمات بحياته اليومية من خلال البحث في أعباه أو داخل البيت وخارجه عن أشياء تبدأ بالحروف التي تعلمها .</p> <p>يمكن لولي الأمر الدخول من خلال الرابط المرفق لموقع قناة اللغة العربية والتربية الإسلامية الخاص بمدرسة ونشستر ومتابعة التسجيلات الخاصة بالدروس ومشاركتها مع التلميذ وتدوين ما تعلمه في دفتره المدرسي</p>	<p><a href="#">قناة اللغة العربية والتربية الإسلامية بمدرسة ونشستر</a></p>
<p><b>Arabic for Non Arabs</b></p>	<p><b>At Home</b>  The student should list the contents of the rooms in his house.  The student should differentiate between masculine and feminine, using demonstrative pronouns correctly.  The student should compose complex sentences about his room using linking tools such as 'واو' (and), 'ثم' (then), and 'بينما'  The student should use the expression 'وليس عندي' (I don't have) and 'عندي' (I have) to express the presence or absence of items.</p>	<p>Encourage your child to practice writing the words learnt at school and to draw them.  Encourage your child to practice making sentences using the verbs and adjectives.</p> <p>Go through the links on the Arabic and Islamic YouTube channel so that you can help your child learn more at home about the topic</p>	<p>منصة - كتيبي  <a href="https://read.kutubee.com/login?redirectURL=%2Fhome%2Flevel">https://read.kutubee.com/login?redirectURL=%2Fhome%2Flevel</a>  <a href="#">Arabic and Islamic YouTube Channel</a></p>

<p><b>Islamic for Non Arabs</b></p>	<p><b><u>Truthfulness is the Way to Paradise.</u></b></p> <p>To learn that truthfulness is the way to paradise. To find out about the truthfulness of the prophet (PBUH).</p> <p><b><u>I love my family</u></b></p> <p>To Recognize each member of the family. To Identify the duties of family members. To Describe my duties towards my parents</p>	<p>Please encourage your child to memorize Surat Al-Masad Please practice Surat Al feel, Al Fatiah, Al Nas and Surat Al Falaq every week with your child. Please encourage your child to learn the Duaa taught in class. Please talk to your child about some acts of charity like (removing anything harmful from the road is an act for charity).</p>	<p><a href="#">Tafsir Quran - SURAH AL-MASAD</a></p> <p><a href="#">The liar shepherd song</a></p> <p><a href="#">Arabic and Islamic YouTube Channel</a></p>
<p><b>Islamic for Arabs</b></p>	<p>درس البر حسن الخلق . أن يستنتج أن البر هو كل عمل يدل على الخير أن يوضح التلميذ أن حسن الخلق من الأعمال الصالحة .</p> <p>درس الصيام</p> <p>أن يتعرف التلميذ على فريضة الصيام أن يتعرف الطالب على ثواب الصيام صلاتي نور حياتي أن يميز التلميذ الصلوات المفروضة أن يُبيّن التلميذ أهمية الصلاة أن يعدد التلميذ عدد ركعات كل صلاة أن يعدد التلميذ الصلوات المفروضة</p>	<p>يساعد ولي الأمر التلميذ في حفظ السورة من خلال المصحف المعلم ومساعدة الطالب في حفظ قصار السور . حث التلميذ على معرفة فريضة الصيام حث التلميذ على حفظ الحديث الشريف حث التلميذ على بر الوالدين حث التلميذ على أداء الصلوات في وقتها . حث التلميذ على مشاهدة فيديوهات عن بر الوالدين وعن الصلاة مساعدته على مشاهدة فيديوهات تعليمية عن أركان الإيمان وكيفية تطبيقها في حياة .</p> <p>يمكن لولي الأمر الدخول من خلال الرابط المرفق لموقع قناة اللغة العربية والتربية الإسلامية الخاص بمدرسة ونشستر ومتابعة التسجيلات الخاصة بالدروس ومشاركتها مع التلميذ وتدوين ما تعلمه في دفتره المدرسي</p>	<p><a href="#">قناة اللغة العربية والتربية الإسلامية بمدرسة ونشستر</a></p>

<p><b>Humanities History</b></p>	<p><b><u>Toys: Victorian Toys</u></b> To compare Victorian toys with modern toys.</p> 	<p><b>Talk</b> to your child about the Victorian period and identify where this is on the toy timeline in relation to themselves and today.</p> <p><b>Share</b> with your child what the Victorian toys were, how they were played with, what they were made from and how and why these toys have changed over time.</p> <p><b>Encourage</b> your child to compare the Victorian toys like the doll and car with the ones from today. Find out the similarities and differences between these toys.</p>	<p><a href="#">Victorian Toys.pdf</a></p> <p><b>Key words:</b> Victorian, compare, similarities, differences, same, different, oldest, newer, newest.</p>
<p><b>Geography</b></p>	<p><b><u>Hot and cold weather</u></b> To explore what hot and cold countries are like</p>	<p><b>Talk</b> to your child about the weather and climate in the UAE.</p> <p><b>Share</b> information about the location of hot and cold areas of the world in relation to the Equator and the North and South Poles.</p> <p><b>Encourage</b> your child to name and locate the Equator and the North and South Pole on a globe and atlas. Together name the countries along the Equator and those near the North and South Poles.</p>	<p><a href="#">Hot and Cold Weather.pdf</a></p> <p><b>Keywords:</b> hot, cold, weather, climate, globe, atlas, world map, Equator, Northern Hemisphere, Southern Hemisphere, North Pole, South Pole, hottest, coldest, countries, weather recording instruments</p>
<p><b>UAE Social Studies</b></p>	<p>To explore our uniqueness.</p>	<p><b>Talk</b> to your child about their uniqueness.</p> <p><b>Share</b> with your child their connection between themselves as a person and their place in society.</p> <p><b>Encourage</b> your child to identify themselves and their friends as individuals and as a part of a group.</p>	<p><a href="#">We are unique.pdf</a></p> <p><b>Key vocabulary,</b> unique, individuals, society</p>

<p><b>Physical Education</b></p>	<p><b>Activity -1</b></p> <p><b>Obstacle race:</b> Obstacle race through the cones.</p> <p><b>Activity -2</b></p> <p><b>Obstacle race:</b> Obstacle race over the hurdles.</p> <p><b>Activity -3</b></p> <p><b>Obstacle race:</b> Obstacle race through the obstacles cones and hurdles.</p>	<p><u>Talk and Encourage the children to do the following:</u></p> <p><u>Proper warm up</u></p> <p>The Students will do the proper warm up and will practice the skills with basic rules.</p> <p>Follow the links for the skills and rules</p> <p><u>Cooldown</u></p> <p>After the game students will do proper cooldown activity.</p>	<p><a href="#">Obstacle race - cones</a></p> <p><a href="#">Obstacle race - hurdles</a></p> <p><a href="#">Obstacle race</a></p>
<p><b>Music Year01 (Kiko)</b></p>	<p>Learning what are the different kind of music instruments and their sounds</p> <p>Improving children’s confidence and musicality through singing actions songs.</p>	<p>Encourage the child to act how a music instrument is played</p> <p>Encourage the child to sing action songs at home.</p>	<p><a href="#">Music Induction Day (Kiko).mp4</a></p> <p><a href="#">Music Lesson - The Orchestra Instruments.mp4</a></p>
<p><b>Music Year01 (Joyson)</b></p>	<p>Improving child’s confidence and musicality through singing actions songs</p> <p>Sing Bim Bum action song</p>	<p>Let the children sing action songs at home.</p> <p>Ask the child to perform the songs we learned in school.</p>	
<p><b>Music Year01 (Sunil)</b></p>	<p>Read and play Musical notes with the help some words (Bee, Glow- worm, Butterfly and caterpillar)</p>	<p>Let the Children play the rhythm with the help of words by clapping (Bee, Glow- worm, Butterfly and caterpillar)</p> <p>Ask the child how to play Music with the help of (Bee, Glow- worm, Butterfly and caterpillar) by clapping</p>	



**Helping at Home** – Assist parents with chores like setting the table for Iftar or cleaning up.

**Sharing Food** – Give a snack or meal to a friend, neighbor, or someone in need.

**Writing Kind Notes** – Make "Happy Ramadan" cards for family, teachers, friends or community helpers.