



# The Winchester School, Jebel Ali

## Family Learning Newsletter- Year 3 March 2025



Area of learning	Focus	Activities to help your child at home	Useful Websites/Resources
<p>English- Literacy</p>	<div data-bbox="380 293 779 496" data-label="Image"></div> <ul data-bbox="415 553 842 776" style="list-style-type: none"> <li>To spell words of two or more syllables.</li> <li><b>Homophones</b> new-knew story-storey there-their</li> </ul> <p data-bbox="369 867 506 894"><b>Grammar:</b></p> <ul data-bbox="415 906 842 976" style="list-style-type: none"> <li>To apply <b>punctuation marks</b> appropriately in sentences.</li> </ul> <div data-bbox="485 1016 774 1401" data-label="Image"></div>	<p data-bbox="869 279 1562 310"><b>Talk and encourage the children to do the following:</b></p> <p data-bbox="869 318 1587 467"><b>Talk</b> about the use of homophones. Homophones are words that sound the same as another word but have a different meaning, and often a different spelling.</p> <div data-bbox="1318 402 1524 626" data-label="Image"></div> <p data-bbox="869 475 1283 581"><b>Discuss</b> the rules of different homophones and identify the difference in meanings.</p> <p data-bbox="869 589 1283 699"><b>Encourage</b> your child to start making a spelling bank with different homophones.</p> <p data-bbox="869 708 1633 776">Make a list of homophones in a story. Your child can then try to frame sentences with each word.</p> <p data-bbox="869 824 1388 1084"><b>Punctuation:</b> Pause while speaking to your child to express the end of a sentence. While reading a story with your child, highlight punctuation marks- full stops, capital letters, commas, question marks, exclamation marks and speech marks.</p> <div data-bbox="1415 834 1629 1141" data-label="Image"></div> <p data-bbox="869 1369 1633 1437"><b>Verbs:</b> Give your child a time limit to act out a certain verb. To get more practice within context, tell the children that</p>	<p data-bbox="1661 279 1776 310"><a href="#">Syllables</a></p> <p data-bbox="1661 513 1839 544"><a href="#">Homophones</a></p> <p data-bbox="1661 589 1934 620"><a href="#">Homophones- Video</a></p> <p data-bbox="1661 784 1906 815"><a href="#">Punctuation marks</a></p> <p data-bbox="1661 1174 1818 1205"><a href="#">Verb tenses</a></p>



# The Winchester School, Jebel Ali

## Family Learning Newsletter- Year 3 March 2025



- To apply verb tenses correctly in sentences.



- Compound nouns



- To identify Collective nouns as a **collection of people, place, animal or thing.**

they have to make a sentence using the verb that is being acted out.

**Follow** the sequence of a story. Ask questions such as -What happened first, next, later, finally.

Encourage your child to highlight verbs in a paragraph and discuss which tense it has been narrated in.

**Speak** to your child about the use of tenses that ascertain at what time an event in the story is taking place.

A compound noun is a noun made from at least two words. Encourage your child with some examples of compound nouns.

**Example:** Toothpaste: a paste used in cleaning the teeth.

Schoolhouse: a building used as a school.

Bedroom: a room in the house where one sleeps in a bed.

### Collective Nouns:

#### Encourage your child to play a Match Up Game-

- Cut up some pieces of green card and write the following on each: bees, flowers, people, trees, fish, wolves, grapes and kittens.
- Then cut up some pieces of yellow card and write the following on each: crowd, pack, litter, bunch, swarm, bouquet, forest and shoal.
- Ask your child to match the green cards to the yellow cards.

[Compound words](#)

[Collective nouns](#)



# The Winchester School, Jebel Ali

## Family Learning Newsletter- Year 3 March 2025



### Text Level:

#### Advertisements and Leaflets

1. Twinkl Trains
2. Walk on a Wednesday



### Gap Lesson:

#### Information Text

- To write an informational text using accurate facts and key features.
- To organize ideas clearly into structured paragraphs.

### Moral Education:

Kindness and Empathy

What is kindness and why is it important?

Why is it important to be empathetic towards others?

(Answers: a crowd of people, a pack of wolves, a kindle of kittens, a bunch of grapes, a swarm of bees, a bouquet of flowers, a forest of trees, a shoal of fish.)

**Play** the [Writing leaflets activity](#) to initiate discussion of content and purpose of Leaflets.

**Discuss** the features of a good advertisement with your child using the following power point presentation.

**Encourage** your child to use the right vocabulary while planning to create a new advertisement in the form of a leaflet.

**Share** with your child ideas, themes and topics to make colourful and catchy leaflets.

**Talk** to your child that informational texts provide real facts about a topic.

**Discuss** the essential features of an informational text, such as a title, sub-headings, factual paragraphs, and supporting details like pictures and captions. Discuss why organizing information into structured paragraphs makes it easier to read and follow.



[Advertisements and leaflets](#)



# The Winchester School, Jebel Ali

## Family Learning Newsletter- Year 3 March 2025



### Mathematics:

### Measurement Capacity

#### Measurement- Capacity (l and ml):

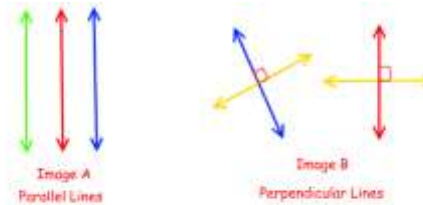
- To know the relationships between liters and milliliters; choose and use appropriate units to estimate, measure and record measurement.
- To read scales to the nearest 100 ml and also to know how many ml are equal to  $\frac{1}{2}$ ,  $\frac{1}{4}$ ,  $\frac{3}{4}$ , and  $\frac{1}{10}$  of 1 litre.
- To add and subtract capacities using liters and ml.
- To identify Horizontal and Vertical Lines.

**Share, Talk and Encourage** –Give five or six containers and ask your child to estimate, measure and record their measurements. Now tell them to compare their readings and find out the difference between the capacity of any two containers.

**Encourage** your child to record the measurements of a coffee cup, glasses, a large juice container, a medicine cup and a teaspoon. Ask your child to share the capacity of each and compare the capacity of all the containers.

Container	Bottle	Glass	Cup	Mug
				
Estimate				
Measurement				

Have the child stand and raise their hands straight up in a "touchdown" referee signal. Point out that they are creating parallel lines for themselves. You can designate other signs for other geometrical ideas, such a "time out" for perpendicular lines or the



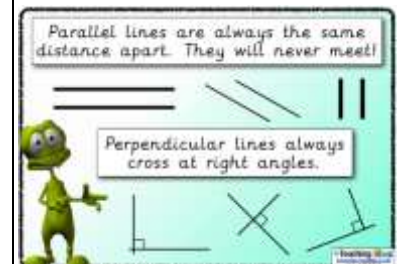
**Parallel Lines:** When two or more lines stay at the same distance from each other at all the points then these lines are called the parallel lines. Parallel lines never intersect each other. For example: Image A above.

**Perpendicular Lines:** When two lines intersect each other at right angle (90°) then these lines are called perpendicular lines. For example: Image B above shows two sets of perpendicular lines.

"personal foul" -- arms crossed -- for intersecting lines. A game of "Simon Says" solidifies the concept at this point, with different calls for different geometrical angles

### Capacity

<https://www.mathgames.com/skill/4.3-parallel-perpendicular-intersecting>






# The Winchester School, Jebel Ali

## Family Learning Newsletter- Year 3 March 2025



<p><b>Science</b></p>	<p><b><u>Animal Including Humans – Healthy Eating</u></b></p> <ul style="list-style-type: none"> <li>• To classify and describe the various food groups.</li> <li>• To justify the choices of food for different age and lifestyle.</li> <li>• To explore the needs of all animals including humans to stay healthy and active.</li> </ul>	<p><b>Talk</b> to your child about the importance of nutrition and the need of each type of food for different age and lifestyle. Provide students with magazines or printed images of various foods or real food items.</p> <p><b>Ask</b> them to cut out images and sort them into the correct food group.</p> <p>Have them glue the images onto the poster board, creating a collage for each food group.</p> <p>Discussion Points: <b>Discuss</b> the diversity within each food group.</p> <p>Talk about the nutritional benefits of different foods.</p> <p><b>Share</b> your experiences and activities that will help children to eat healthy and stay healthy. Do some activities or exercises with children and encourage them to practise the same daily.</p> <p><b>Encourage</b> family members to plan a healthy meal together. They should suggest healthier swaps (e.g., choosing whole grains over refined grains).</p>	<p><b>Healthy Eating</b></p> <p><a href="#">What are the main food groups? - BBC Bitesize</a></p> <p><a href="#">What is a balanced diet? - BBC Bitesize</a></p> 
<p><b>Humanities</b> <b>Geography</b></p>	<p><b>The United Kingdom: Around the Counties</b> To explore some of the counties of the United Kingdom</p>	<p><b>Share</b> with your child what a county is. <b>Talk</b> about the counties of the United Kingdom. <b>Encourage</b> your child to research some counties on a map of the United Kingdom. For example, the counties London, Edinburgh, Cardiff, Belfast, Skara Brae and Stonehenge are in.</p>	<p><a href="#">Around the Counties.pdf</a> <b>Key vocabulary:</b> country, city, town, village, county</p>



# The Winchester School, Jebel Ali

## Family Learning Newsletter- Year 3 March 2025



<b>History</b>	<b>The Bronze Age: Stonehenge</b> To explore how evidence about Stonehenge can give us different answers about the past.	<b>Talk</b> to your child about Stonehenge, how it changed from the Stone Age onwards and the skills required to construct it. <b>Share</b> with your child pictures and information about Stonehenge and its significance. <b>Encourage</b> your child to research the monument of Stonehenge and explain why there are many ideas about how Stonehenge was used.	<a href="#">Stonehenge.pdf</a> <b>Key vocabulary:</b> prehistoric, earthwork, circular, ditch, antler, flint, pit, ceremony, bluestones, corridor, upright, horizontally, outer, vertical, derived, horseshoe, construction, pulleys, align
<b>UAE Social Studies</b>	<b>Making a poster</b> To create a poster about a place in the UAE you have learnt about.	<b>Talk</b> to your child about the different places in the UAE they have learnt about so far. For example, schools, malls, ports, museums or any other place. <b>Share</b> information about the places, their importance, specialty and how they help the community. <b>Encourage</b> your child to make an informative poster about one of these places in the UAE.	<a href="#">Making a poster.pdf</a>
<b>Arabic for Arabs</b>	<b>أسلوب العطف</b> أن يميز التلميذ أسلوب العطف أن يحدد التلميذ أدوات العطف ودلالاتها أن يوظف أسلوب العطف <b>تشديد وطني</b> أن يفسر التلميذ المفردات الجديدة في النص أن يطرح التلميذ أسئلة عن الفكرة الرئيسية والفكر الفرعية في نصوص شعرية ، مبدئياً رأيه في المضمون أن يحدد التلميذ بعض الجمليات في النص أن يميز التلميذ بعض الأساليب الإنشائية والخبرية أن يميز خصائص مرحلة الطفولة	يستطيع السيد ولي الأمر أن يساعد الطالب عن طريق مساعدة الطالب على استخدام الكلمات الجديدة في تعبيراته داخل المنزل مساعدة الطالب على القراءة السليمة للنصوص المدروسة مساعدة الطالب في الربط بين خبراته ومعلوماته السابقة وبين ما يتعرفه من معلومات جديدة مساعدة الطالب في الحديث مستخدماً أسلوب العطف مساعدة الطالب في البحث عن أبيات شعرية تحوي أسلوب الاستفهام يمكن لولي الأمر الدخول من خلال الرابط المرفق لموقع قناة اللغة العربية والتربية الإسلامية الخاص بمدرسة ونشستر ومتابعة التسجيلات الخاصة بالدروس ومشاركتها مع التلميذ	<a href="#">قناة اللغة العربية والتربية الإسلامية بمدرسة ونشستر</a>



# The Winchester School, Jebel Ali

## Family Learning Newsletter- Year 3 March 2025



<b>Arabic for Non-Arabs</b>	<p>Places Around Me</p> <p>To distinguish between the different places.</p> <p>To create sentences about the places.</p> <p>To describe Dubai using new vocabulary and adjectives.</p> <p>To express his opinion in different places.</p> <p>To compare between two places.</p>	<p>In every new lesson, we provide new words with their meanings.</p> <p>Help your child to memorize them and use them in sentences on his/her own.</p> <p>Help your child to link between the picture and the word.</p> <p>Ask your child to draw the places- and describe them.</p> <p>Go through the links on the Arabic YouTube channel so that you can help your child learn more at home about the topic.</p>	<p><a href="#">Arabic and Islamic YouTube Channel</a></p>
<b>Islamic for Arabs</b>	<p><b>سورة البلد</b></p> <p>أن يستنتج التلاميذ المعنى الإجمالي للآيات الكريمة</p> <p>أن يفسر التلاميذ بعض مفردات الآيات الكريمة</p> <p>أن يبدي رأيه في بعض السلوكيات المختلفة</p> <p><b>العلم والمعرفة</b></p> <p>أن يستنتج التلاميذ أهمية العلم في الحياة</p> <p>أن يفرق بين العلم والمعرفة</p> <p>أن يدلل على أهمية العلم من القرآن والسنة</p>	<p>حث التلميذ على الأعمال الصالحة وقراءة القرآن الكريم</p> <p>تشجيع التلميذ على تلاوة القرآن الكريم مع الالتزام بأداب التلاوة واحكام التجويد</p> <p>تشجيع التلميذ على الاقتداء بالصحابة رضي الله عنهم</p> <p>حث التلميذ على العلم والمذاكرة من أجل المعرفة</p> <p>مساعدة التلميذ في معرفة أهمية العلم والمعرفة في حياة المسلم</p> <p>يمكن لولي الأمر الدخول من خلال الرابط المرفق لموقع قناة اللغة العربية والتربية الإسلامية الخاص بمدرسة ونشستر ومتابعة التسجيلات الخاصة بالدروس ومشاركتها مع التلميذ وتدوين ما تعلمه في دفتره المدرسي.</p>	<p><a href="#">سورة البلد</a></p> <p><a href="#">العلم والمعرفة</a></p> <p><a href="#">قناة اللغة العربية والتربية الإسلامية بمدرسة ونشستر</a></p>
<b>Islamic for non-Arabs</b>	<p><b>Conditions and Nullifiers of prayers</b></p> <p><b>To count the conditions of the validity of prayer.</b></p> <p><b>To explain the nullifiers of prayer.</b></p> <p><b>Fasting</b></p> <ul style="list-style-type: none"><li>To extract the benefits of fasting.</li></ul>	<p>Encourage your child to follow the guidelines in the hadith of prophet (PBUH).</p> <p>Talk to your child about tolerance and why it is important.</p> <p>Ask your child to write about a day he fast in Ramadan</p> <p>Encourage your son/daughter to learn the dua taught in class.</p>	<p><a href="#">Arabic and Islamic YouTube Channel</a></p>



# The Winchester School, Jebel Ali

## Family Learning Newsletter- Year 3 March 2025




	<ul style="list-style-type: none"> <li>To conclude the importance of fasting.</li> </ul> <p><b>Tolerance</b></p> <ul style="list-style-type: none"> <li>To conclude the importance of Tolerance.</li> <li>To clarify the effect of tolerance in the society.</li> </ul>	<p>Encourage your child to color monthly prayer chart and answers in book ISLAM MY WAY OF LIVING as Encourage your child to apply obligatory element of Salah.</p> <p>Go through the links on the Arabic and Islamic YouTube channel so that you can help your child learn more at home about the topic.</p>	
<p><b>Physical Education</b></p> <p>Activity 1</p> <p>Activity 2</p> <p>Activity 3</p>	<p>Ball &amp; Racquet Activities – Forehand &amp; Backhand striking</p> <p>Ball &amp; Racquet Activities – Side arm striking</p> <p>Ball &amp; Racquet Activities – Overhead striking</p>	<p><u>Talk and encourage the children to do the following:</u></p> <p><b>Proper warm up:</b> The Students will do the proper warm up and will practice the skills with basic rules.</p> <p>Follow the links for the skills and rules</p> <p><b>Cooldown:</b> After the game students will do proper cooldown activity.</p>	<p><u>Useful sites:</u></p> <p>Links: <a href="#">Tennis Overhead Smash - Step by Step Yin's Tennis Lessons for Kids and Adults (1).mp4</a></p> <p><a href="#">Forehand swing Striking Teaching Fundamentals of PE (1).mp4</a></p> <p><a href="#">Kids forehand tennis lesson taught by coach Joseph (4).mp4</a></p>
<p><b>Information and Communications Technology</b></p> <p><b>Algorithms</b></p>	<p>To discuss the purpose of an Algorithm.</p> <p>To create an algorithm based on real life scenario/tasks.</p>	<p>Good Organisational skill, critical thinking.</p> <p>Encourage your child to create an algorithm based on any daily activity.</p>	<p><a href="https://www.bbc.co.uk/bitesize/articles/zqrq7ty#z6yj2v4">https://www.bbc.co.uk/bitesize/articles/zqrq7ty#z6yj2v4</a></p>
<p><b>Music</b></p> <p>Mr. Kiko</p>	<ul style="list-style-type: none"> <li>Playing recorders</li> <li>Improving children’s confidence and musicality through singing actions songs and chanting rhymes.</li> <li>Reading notes</li> </ul>	<ul style="list-style-type: none"> <li>Encourage your child to practice recorder at home.</li> <li>Encourage the child to sing action songs at home.</li> </ul>	<p><a href="#">Kinds of Notes (Year 03).mp4</a></p> <p><a href="#">Year03 Recorder Lesson Old Mc Donald.mp4</a></p>





# The Winchester School, Jebel Ali

## Family Learning Newsletter- Year 3 March 2025



Value of the month: Ramadan  
Leading with purpose

- ✓ Working in a group project: Do you give credit to everyone or take all the credit?
- ✓ Found a lost item: Do you return it or keep it?

Discuss their choices and how integrity builds trust.

**2. Integrity Treasure Hunt**  
Reinforce integrity through a fun problem-solving game.

- Create a scavenger hunt where students must solve riddles about honesty and responsibility to find the next clue.
- Example clues: If you take something that's not yours, what should you do? (Answer: Return it), A leader with integrity always tells the \_\_\_\_\_. (Answer: Truth)
- At the end, they receive an Integrity Badge as a reward!

**Participate in acts of service.**

**Helping at Home** – Assist parents with chores like setting the table for Iftar or cleaning up.

**Sharing Food** – Give a snack or meal to a friend, neighbor, or someone in need.

**Writing Kind Notes** – Make "Happy Ramadan" cards for family, teachers, friends or community helpers

