



The Winchester School, Jebel Ali

Family Learning Newsletter -Year 5- March -2025



Area of Learning	Focus	Activities to help your child at home	Useful websites/Resources
<p>English</p>	<p>Spellings: Learning Objective To add the prefixes un, inter, over and sub. To explore suffixes ant, ment, less and ful.</p> <p>Grammar:</p> <p>Learning Objective</p> <p>To explore the use of future tense in sentences.</p> <p>To explore prepositional phrases.</p>	<p>Talk and encourage the children to do the following: Discuss the rules for different spellings as mentioned in the FLN. Encourage your child to make note of new words and their spellings especially by adding the prefixes and suffixes, while reading books.</p> <div style="text-align: center;"> <p>Affixes</p> <p>Group of letters attach before and after the root word.</p> <p>un+accept+able= unacceptable</p> <p style="margin-left: 100px;">↑ (root word)</p> <div style="display: flex; justify-content: space-around;"> <div style="text-align: center;"> <p>Prefixes</p> <p><small>A group of letters placed before the root word.</small></p> </div> <div style="text-align: center;"> <p>Suffixes</p> <p><small>A group of letters placed after the root word.</small></p> </div> </div> </div> <p>Talk and Encourage the children to do the following: <u>Future Tense</u> Discuss the use of simple, progressive and perfect form of future tense in sentences. Encourage them to practice the use of future tenses while writing sentences or paragraphs.</p>	<p>Practice online spelling games here: What are prefixes?</p> <p>Spelling tests and Games</p> <p>Simple Future Tense Exercise</p> <p>Future Perfect Tense Exercise</p> <p>Prepositional Phrases Exercises</p> <p>Prepositional Phrases Exercise 2</p>



The Winchester School, Jebel Ali

Family Learning Newsletter -Year 5- March -2025



Reading Comprehension

Text Level:

To explore the aspects of author’s writing style by comparing themes, characterization and settings from different books by the same author.

The Secrets of Chocolate- Reading Comprehension Workbook

The Tiger Creeps By

Lesson Objective:

To develop imagination of the students and build their analytical skills in Poetry.

Text Level:

Revisiting Biography, Descriptive Writing/ Character Analysis based on Gaps Identified

Moral Education link-

Students can create a poster to show traits of a responsible student.

FUTURE TENSES IN ENGLISH

FUTURE SIMPLE

Future simple: will + base form of the verb

- I will eat dinner.
- He will drink tea.
- She will climb the tree.
- They will watch TV.

FUTURE CONTINUOUS

Future continuous: will be + present participle

- I will be eating dinner.
- He will be drinking tea.
- She will be climbing the tree.
- They will be watching TV.

FUTURE PERFECT

Future perfect: will have + past participle

- I will have eaten dinner.
- He will have drunk tea.
- She will have climbed the tree.
- They will have watched TV.

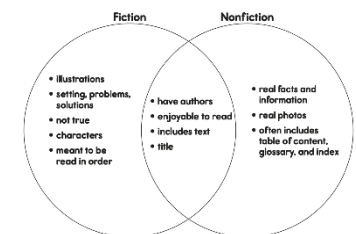
Prepositional phrases

Discuss how prepositional phrases help in providing more information and interest into writing

Encourage them to practice the use of prepositional phrases in sentences/text using the link given in the next column.

Discuss and analyse the difference between Fiction and Non-Fiction.

Encourage your child to read the poem on page 14 and discuss the underlying theme and **discuss how** the poem juxtaposes the tiger with the lamb, highlighting contrasting





The Winchester School, Jebel Ali

Family Learning Newsletter -Year 5- March -2025



aspects of creation. The tiger symbolizes ferocity and fear, while the lamb represents innocence and meekness. This duality invites reflection on the coexistence of good and evil in the world. Blake’s vivid imagery—“burning bright,” “fearful symmetry”—evokes strong visual and emotional responses. The tiger’s eyes and the fire symbolize knowledge, power, and the ferocity of nature.

Read together the non-fiction text , ‘ The Secrets of Chocolate,’ from pages 25-28. **Discuss how** Kinara Goyal’s work serves as both an informative guide and a celebration of chocolate, appealing to both casual readers and chocolate enthusiasts. Through its blend of history, science, and culinary artistry, it provides a well-rounded understanding of this beloved treat.

Biography Writing: Research Together: Help your child gather information about the person they are writing about. Use books, documentaries, and reputable online sources to create a timeline of key events in that person's life.

Highlight Achievements: Encourage your child to focus on the individual's significant contributions and impact. **Discuss** why these achievements matter and how they shaped the person’s legacy.

Descriptive Writing: Sensory Details: Guide your child to use all five senses in their descriptions. Ask questions like, “What does it look, smell, feel, sound, and taste like?” to help them create vivid imagery.

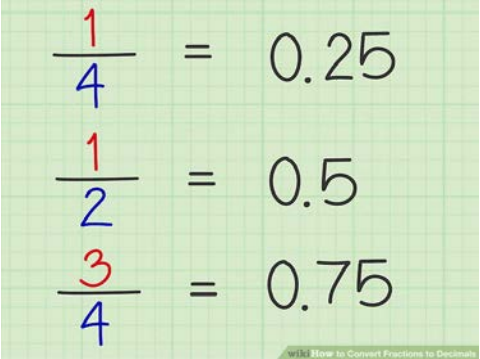

Show, Don’t Tell: Encourage your child to show emotions and scenes through actions and details rather than just stating them. For example, instead of saying "He was scared," they could describe a character's trembling hands and wide eyes.



The Winchester School, Jebel Ali

Family Learning Newsletter -Year 5- March -2025



		<p>Character Analysis</p> <p>Identify Traits: Work with your child to list the main character's traits, motivations, and conflicts. Discuss how these traits affect their decisions and relationships in the story.</p> <p>Textual Evidence: Teach your child to support their analysis with examples from the text. Ask them to find quotes or scenes that illustrate the character's development or key moments.</p> <p>These activities not only enhance writing skills but also encourage critical thinking and creativity!</p>	
<p>Numeracy</p>	<p>Fractions & Decimal equivalence - To find equivalent fractions and relate fractions to their decimal representations.</p>  <p>Fraction & Decimal equivalence – To read and write fractions as decimals.</p>	<p>Explain to your child why equivalent fractions are important. Use hands-on activities. For example, take a pizza, cut it in half then cut one half into three equal slices. The single half and the half cut into three should appear equal. $1/2 = 3/6$</p> <p>Encourage your child to answer how fractions and decimals are connected. They both show a part of a whole. Share the fact that if one numeral follows the decimal, that decimal is said as tenths. Therefore, when writing it as a fraction, its denominator will be 10.</p>	 <p>https://www.ixl.com/math/grade-5/equivalent-fractions</p> <p>https://www.iknowit.com/lessons/e-equivalent-fractions.html</p> <p>https://www.abcya.com/games/equivalent-fractions-bingo</p> <p>https://www.futuristicmath.com/games/5th-grade-convert-</p>

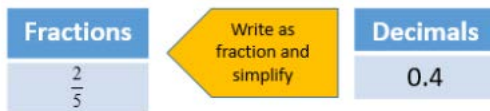
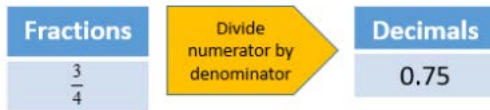


The Winchester School, Jebel Ali

Family Learning Newsletter -Year 5- March -2025



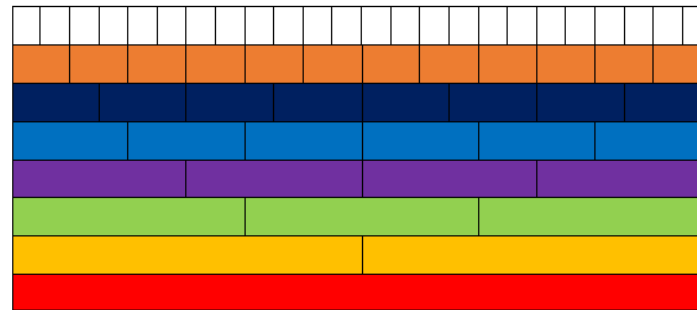
Convert Fractions and Decimals



Challenge Yourself!

Challenge:

Fractions:



- Using the image above and find out how many different ways can you find of writing 12?
- From the picture, what equivalent fractions for 13 can you find?
- Again, using the image of the fraction wall, find out how else could you write 34?
- What other fractions do you know that are the same as 12?
- Find some other fractions which are equivalent to 34.

[fractions-to-decimals-fishing-game.html](https://www.thewinchesterschool.com/fractions-to-decimals-fishing-game.html)



The Winchester School, Jebel Ali

Family Learning Newsletter -Year 5- March -2025



Science

Living Things and their Habitats

To compare the life cycle of insects and amphibians.

To compare complete and incomplete metamorphosis.

To compare the life cycle of birds and mammals.

Some fun activities to help your child explore the topic:

Observation Activity: If possible, find a pond or wetland area where your child can observe frogs or tadpoles. Discuss how they change from eggs to tadpoles and then into adult frogs. Discuss how amphibians control insect populations by feeding on them.

Sorting Game: Print or draw pictures of animals that go through complete (e.g., butterfly, beetle) and incomplete (e.g., grasshopper, dragonfly) metamorphosis. Ask your child to sort them into two groups.

Pollination & Agriculture: Visit a garden and observe pollinators like bees and butterflies. Explain how their life cycles contribute to food production

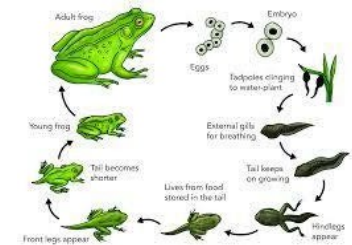
Storytelling: Encourage your child to create a short story about an insect going through metamorphosis. Let them describe the changes in each stage.

Role Play: Act out the stages of metamorphosis using simple props or toys. For example, curl up like an egg, crawl like a larva, wrap up like a pupa, and fly like an adult butterfly.

Nest Watching: If possible, observe a bird's nest safely from a distance. Talk about how birds lay eggs and care for their young.

Life cycle of frog

<https://www.natgeokids.com/uk/discover/science/nature/frog-life-cycle/>



[Life Cycle of Butterfly](#)



The Winchester School, Jebel Ali

Family Learning Newsletter -Year 5- March -2025



<p>UAE Social Studies</p>	<p>To explore the benefits of saving, budgeting and spending wisely.</p> <p>To plan a business and create a budget for it.</p>	<p>Talk to your child about the meaning of saving and pending.</p> <p>Share with your child how you plan your budget for the month.</p> <p>Encourage your child to suggest ways of improving your budget planning for the month.</p> <p>Talk to your child about the different types of businesses and how each one serves the community.</p> <p>Share a few ideas on how to plan and implement a business venture.</p> <p>Encourage your child to create a PowerPoint presentation on their business venture.</p>	<p>UAE Social Studies Saving Budgeting Spending.pdf</p> <p>https://www.incharge.org/financial-literacy/budgeting-saving/teach-kids-to-save/</p> <p>Key vocabulary: saving, budget, spending, income, feature, expenses</p>
<p>Arabic for Arabs</p>	<p>قصة " النوم مع العقارب "</p> <p>أن يُفسر المُفْرَدَات الجَدِيدَة مُوظَّفًا القَامُوس المُّصَوَّر.</p> <p>أن يفسر الكلمات والعبارات المستخدمة في النصوص الأدبية.</p> <p>أن يوظف المعاني الجديدة في النص .</p> <p>أن يحدد بنية السردى وتسلسل الأحداث.</p> <p>أن يستخلص المغزى من أحداث القصة .</p> <p>أن يستنتج سمات الأسلوب للكاتب</p> <p>أن يُجِيب عَن أسْئَلَة النَّصِّ وَيَطْرُحُ أسْئَلَة: (مَنْ - ماذا - متى - أين -</p> <p>متى - أين - لماذا - كيف) مُظْهِرًا فَهْمَهُ لِلنَّصِّ، مُبْدِيًا رَأْيَهُ فِيهِ.</p> <p>نشيد(الصغير-الكبير)</p> <p>أن يفسر الطالب العلاقة بين الكلمات</p> <p>أن يحدد الفكرة الرئيسة للأبيات</p> <p>أن يفسر المعنى الإجمالي للأبيات</p> <p>أن يقارن بين نصين مختلفين .</p> <p>القواعد النحوية (إن وأخواتها وأنواع خبرها)</p> <p>أن يحدد أركان جملة إن.</p> <p>أن يقارن بين الجملة الاسمية وجملة (إن)</p>	<p>قراءة بعض القصص المتعلقة من خلال منصة كئبي</p> <p>تدريب الطالب بالمنزل على بعض الكتابات الوصفية وأيضاً كتابات قصص قصيرة بشكل مبسط</p> <p>يكتُب المُتَعَلِّمُ فِقْرَةً مُضَمَّنًا إِيَّاهَا جُمْلَةً رَئِيسَةً، وَتَفَاصِيلَ دَاعِمَةً، وَجُمْلَةً خَتَامِيَّةَ مَعَ الِاتِّزَامِ التَّامِ بِالمَعَايِرِ.</p> <p>يُجِيب التَّلْمِيزَ عَن أسْئَلَة النَّصِّ وَيَطْرُحُ أسْئَلَة: (مَنْ - ماذا - متى - أين - لماذا - كيف) مُظْهِرًا فَهْمَهُ لِلنَّصِّ، مُبْدِيًا رَأْيَهُ فِيهِ</p> <p>يُحَدِّدُ المُتَعَلِّمُ بَعْضَ الأَحْدَاثِ مُسْتَخْلِصًا مَعْرَافَهَا، مُعَبِّرًا عَن رَأْيِهِ فِيهَا.</p> <p>يمكن لولي الأمر الدخول من خلال الرابط المرفق لموقع قناة اللغة العربية والتربية الإسلامية الخاص بمدرسة ونشستر ومتابعة التسجيلات الخاصة بالدروس ومشاركتها مع التلميذ وتدوين ما تعلمه في دفتره المدرسي.</p> <p>مساعدة المتعلم في فهم المضاد والمرادف لأبيات النشيد</p> <p>مساعدة الطالب في المقارنة بين نصين مختلفين من حيث النوع والشكل وخصائصهما</p>	<p>منصة كئبي للقراءة</p> <p>قناة اللغة العربية والتربية الإسلامية بمدرسة ونشستر</p>



The Winchester School, Jebel Ali

Family Learning Newsletter -Year 5- March -2025



(أن يحدد أنواع الخبر في جملة إن)

**Arabic for Non –
Arabs**

My school time (وقتي المدرسي)

- To create a paragraph about the school time.
- To create tweets about his school time.
- To compare between school time and leisure time.
- To express the opinion in school time.
- To create sentences about the school.
- To design a mind map about the school.
- To use the exclamatory style with the school
- To create a dialogue about the school.

Encourage your child to memorize his/her new vocabulary about the new topic (the school) from the Arabic (notebook and book (dictionary
Talk to your child about the school.
Ask your child about his opinion regarding his school. Go through the links on the Arabic YouTube channel so that you can help your child learn more at home about the topic

[Arabic and Islamic YouTube Channel](#)



The Winchester School, Jebel Ali

Family Learning Newsletter -Year 5- March -2025




<p>Islamic Education for Arabs</p>	<p>الهجرة إلى المدينة</p> <ul style="list-style-type: none">• أن يوضح الطالب أسباب هجرة المسلمين إلى المدينة.• أن يستنتج الطالب الصعوبات التي واجهها المسلمون في بداية الإسلام.• أن يستنتج الطالب المفهوم الآخر للهجرة. <p>القلقلة</p> <p>أن يوضح التلميذ مفهوم القلقلّة. أن يُطبق التلميذ حكم القلقلّة في تلاوته للقرآن الكريم.</p>	<p>مساعدة التلميذ في البحث في سيرة النبي صلى الله عليه وسلم. مساعدة التلميذ في البحث عن سيرة فاطمة بنت عبدالمك . مساعدة الابن وتشجيعه علي التحلي بأخلاق الاسلام ومنها الرحمة. مساعدة الابن في البحث عن أحاديث نبوية شريفة توضح فضل الرحمة حث الابن على إبراز صور الرحمة في مجتمعه.</p> <p>يمكن لولي الأمر الدخول من خلال الرابط المرفق لموقع قناة اللغة العربية والتربية الإسلامية الخاص بمدرسة ونشستر ومتابعة التسجيلات الخاصة بالدروس ومشاركتها مع التلميذ وتدوين ما تعلمه في دفتره المدرسي.</p>	<p>قناة اللغة العربية والتربية الإسلامية بمدرسة ونشستر</p>
<p>Islamic Education for Non – Arabs</p>	<p>The holy Quran is my intercessor</p> <p>To analyze the concept of intercession of the Holy Quran on the day of judgment. To conclude the benefits of abiding to the teaching of the Book of Allah for individual and society.</p> <p>Fasting for the sake of Allah</p> <p>To conclude the virtues of the month of Ramadan. To clarify the provisions of fasting. To adhere to the manners of fasting. To classify the benefits of fasting.</p>	<p>Discuss with your child the importance of reading Quran and teach them how can they pronounce properly. Talk with them about the benefits of following the teachings of the Holy Quran. Share with your child the importance of fasting and the manners of fasting the month of Ramadan. Share with the child the nullifiers of fasting, and the acts of worship during fasting.</p>	<p>Arabic and Islamic YouTube Channel</p>



The Winchester School, Jebel Ali

Family Learning Newsletter -Year 5- March -2025



French

Topic : French poster creation

les pronoms personnels

To identify different pronouns in French.

Verbe être

To conjugate verbe etre in present tense.

Les secrets de la personnalité

To describe his /her personality and someone else's personality.



Ask your child to talk about his personality in French.
Ask your child to describe the personality of his or her classmate using verb être with the correct pronoun.



Create a memory game about personality.
Create a bingo game using verb (être) and pronouns .



Students to keep exploring the links given.



Topic: les pronoms personnels

<https://www.languagenut.com/global/>



Kindly note that all students have their login details .

Wordwall Activity

<https://wordwall.net/resource/62112907/les-pronoms-personnels>

<https://wordwall.net/resource/596374/french/etre>

Quizlet Activities

https://quizizz.com/admin/quiz/start_new/6569d5fec22ac4088ce0e720?source=search-result-page&page=search-result-page&arid=50ece367-cd4d-49bd-abef-0504b4b45dd7&apos=-1&term=personality+adjective+s+in+french



The Winchester School, Jebel Ali

Family Learning Newsletter -Year 5- March -2025



<p>Physical Education Activity-1 Activity -2 Activity - 3</p>	<p>Badminton- Service Badminton-Forearm Badminton-Court movement and rule</p>	<p><u>Talk and Encourage</u> the children to do the following:</p> <p><u>Proper warm up</u> The Students will do the proper warm up and will practice the skills with basic rules.</p> <p>Follow the links for the skills and rules</p> <p><u>Cooldown</u> After the game students will do proper cooldown activity.</p>	<p>Backhand Serve - A step-by-step guide EVERY BADMINTON PLAYER NEEDS!.mp4 How to use forearm rotation in badminton - 5 shots biomechanics.mp4 6 CORNERS FOOTWORK For Badminton (Basic).mp4</p>
<p>Information and Communication Technology</p>	<p>AI and ML Introduction to Artificial Intelligence and Machine Learning, Hardware and Software</p>	<p>Talk to children about general safety in using a computer and e-safety rules, particularly when accessing and searching the Internet.</p> <p>Explore the applications of AI and ML in UAE How does AI, IoT, and analytics make Dubai the city of the future.</p>	<p>Defining Artificial Intelligence (AI): CompTIA's Future of Tech</p>
<p>Music (Mr. Joyson)</p>	<p>Improving child's confidence and musicality through music rhythm reading stage 3.</p> <p>We take a deeper look at the half note and how it relates to the quarter and eight notes with quarter rest.</p>	<p>Let the child understand the music note value and clap with the notes. Ask the child to perform it with any percussion instrument like maracas, tambourine.</p> <p>Steady beat is represented by the boxes, and rhythms are represented as the notes inside the boxes. Counting the number of boxes each note uses is a great way to remember how many beats the note is worth.</p>	



The Winchester School, Jebel Ali

Family Learning Newsletter -Year 5- March -2025



<p>Music (Mr. Kiko)</p>	<p>Playing recorders Improving children’s confidence and musicality through singing actions songs and chanting rhymes. Reading notes and rests</p>	<p>Encourage your child to practice recorder at home Encourage the child to sing action songs at home. Help the child choose which other songs they know aside from the songs taught in school and let them invent their own singing actions. Encourage the child to watch the kinds of notes video</p>	<p>https://www.timeout.com/new-york-kids/music/best-kids-songs Kinds of Notes and Rests.mp4 Year05 Recorder Lesson Drag Me Down.mp4</p>
<p>Music (Mr. Sunil)</p>	<p>Learning how to play the song “Havana” on recorder</p>	<p>Let the child practice at home, even though there will be squeaking. Be an audience. But better also check if the child is holding the recorder properly.</p>	
<p>Moral Education Positive Health Growing up and wellbeing</p>	<p>Leading with integrity” To encourage students to reflect on personal integrity and leadership values.</p> <p>Value of the month: Ramadan “Leading with purpose.”</p>	<p>Integrity Pledge & Leadership Charter- Have students brainstorm characteristics of a leader with integrity (honesty, fairness, responsibility). Each student writes an "Integrity Pledge", stating how they will lead with integrity. As a class, create a "Leadership Charter" with agreed values and display it in the classroom.</p> <p>Integrity Detective – True Leadership Stories Share short stories of famous leaders who demonstrated integrity (e.g., Mahatma Gandhi, Nelson Mandela, Malala Yousafzai). Students act as "Integrity Detectives" and identify the qualities that made these leaders stand out. In pairs, students discuss: What would they have done in that situation.</p> <p>Kindness in Action" Challenge”. Encourage students to lead by example through acts of kindness. Each student picks one act of kindness to complete during Ramadan (e.g., helping at home, writing a kind note,</p>	



The Winchester School, Jebel Ali

Family Learning Newsletter -Year 5- March -2025



To identify and describe various tools, techniques, and support systems that promote both physical and emotional well-being.

sharing with a friend). They write their act of kindness on a **paper and create a kindness chain which can be displayed in the class.**

"The Purposeful Leader" Storytelling- Inspire students by learning about great leaders who led with purpose. Share a **short story** about a leader who demonstrated purpose and strong values (e.g., Prophet Muhammad (PBUH), Malala Yousafzai, or a local community leader). Ask students to **identify the leader's purpose** and how they showed leadership during challenges. **Creative Extension:** Students write a short **journal entry** imagining themselves as a leader with a purpose—what cause would they stand for?

Family Yoga or Stretching Sessions:

Set aside 15-20 minutes each day for a family yoga or stretching session. You can follow online videos for guided poses or create your own flow with simple stretches. Encourage children to involve in outdoor recreational activities.

Mindful Breathing and Meditation:

Parents can guide their children through a short meditation session where they focus on their breathing or imagine themselves in a calm, peaceful place. You can also practice "mindful listening" where everyone listens attentively to sounds around them, helping to anchor the mind in the present moment.

To analyze the concept of real happiness and develop an understanding of the unrealistic portrayals of happiness in media, learning how to set realistic expectations for their own emotional well-being.





The Winchester School, Jebel Ali

Family Learning Newsletter -Year 5- March -2025



To identify whom to ask for help, to deal with change or loss, for themselves and others.

Talk about The Dubai Fitness Challenge how it encourages people of all ages, including children, to take part in 30 minutes of exercise each day for 30 days

Create a Gratitude Jar

Set up a "Gratitude Jar" where each family member writes something they are thankful for on a small piece of paper and places it in the jar.

Encourage your child to contribute regularly, helping them recognize the positive aspects of their life, even on tough days.

Family Movie Night Have a movie night where the family watches a movie together that has positive, uplifting themes (e.g., kindness, teamwork, overcoming challenges).

Unrealistic Expectations Discussion

Parents can sit down with their child and watch a commercial or social media post together, then ask the child what they think about the message being portrayed (e.g., "Do you think everyone's life really looks like this?").

Follow up with a conversation about how media sometimes creates unrealistic ideas about what life should look like. Encourage the child to share how they would define happiness based on their own life and values.

Create a Real Happiness Journal






The Winchester School, Jebel Ali

Family Learning Newsletter -Year 5- March -2025



		<p>Parents can encourage their child to keep a "Real Happiness" journal. Each day, they can write or draw one thing that made them happy and how it contributed to their well-being. (e.g., playing a game with a sibling, spending time outdoors, helping a friend).</p> <p>Parents can share their own examples of real happiness, reinforcing the idea that happiness doesn't come from perfection or external factors, but from meaningful, everyday moments.</p> <p>Guide them through - Support System Mapping</p> <p>Parents can help their child create a "Support System Map" at home. This could be a drawing or list that shows who their child can turn to when feeling sad, anxious, or overwhelmed.</p> <p>Include family members, friends, teachers, or even a pet. Discuss how each person or resource can help them feel better (e.g., talking to mom when feeling stressed, calling a friend when feeling lonely)</p> <p>Inform them about Dubai Foundation for Women and Children (DFWAC)</p>	
--	--	---	---