




# The Winchester School, Jebel Ali

## Family Learning Newsletter -Year 6- March -2025



Area of Learning	Focus	Activities to help your child at home	Useful websites/Resources
English	<p><b>Spellings:</b> To add suffixes beginning with vowel letters two words ending in “fer”</p>  <p><b>Grammar:</b> <b>Figurative devices</b> To explore the use of different types of figurative devices.</p>	<p><b>Encourage</b> your child to write the word out on a sheet of paper ensuring that it is spelt correctly, and it is large enough to trace over. Trace over the word and say it at the same time. Move next to the word you have just written and write it out as you say it. Turn the page over and write the word as you say it, and then check that you have spelt it correctly.</p> <p><b>Talk</b> about different reading materials they have explored. What are the various types of writing techniques they are aware of.</p> <p>If there is any particular medium of expression, they are fond of like poetry, narrative etc.</p> <p>How can they use these figurative devices to impress the reader?</p>	<p><a href="https://www.bbc.co.uk/bit-size/articles/zxk7kty">https://www.bbc.co.uk/bit-size/articles/zxk7kty</a>  <a href="https://www.spellzone.com/word_lists/list-4660.htm">https://www.spellzone.com/word_lists/list-4660.htm</a></p>



### SECRETS OF GREAT WRITING LITERARY DEVICES EXPLAINED!

LITERARY DEVICE	DEFINITION	EXAMPLE
Simile	A comparison using "like" or "as"	Her eyes were like shining stars
Metaphor	A comparison without using "like" or "as"	Life is a journey
Personification	Giving human qualities to non-human things	The wind whispered through the trees
Hyperbole	An exaggeration for emphasis	I've told you a million times
Alliteration	Repetition of the same sound at the beginning of words	Peter Piper picked a peck of pickled peppers
Onomatopoeia	Words that sound like what they mean	Buzz, hiss, sizzle
Irony	A contrast between what is expected and what actually happens	A fire station burning down
Foreshadowing	Hinting at what will happen later in the story	The ominous music in a horror movie
Symbolism	Using objects or actions to represent ideas or qualities	A dove as a symbol of peace
Imagery	Descriptive language that creates a picture in the reader's mind	The sun set over the ocean, painting the sky with shades of orange and pink

#### **Text Level:**

#### **Language Analysis:**

To able to state the effect of language on a reader.

To identify some language devices.

To analyse the different effects of language on a reader.

**Discuss** with your child different language devices used by authors in their writing.

**Talk** to your child about different words that influenced your impression in any novel.

**Encourage** your child to write a possible effect of using each language device in their writing.

### Language Analysis

- Apart from writing out a whole language analysis, what can you do to study?
- Practise annotating persuasive text with specific words
- Practise writing a variety of analytical sentences
- Practise writing about a visual

**Encourage** your child to revise the use of authorial technique in reading comprehension.

**Talk** to your child about the use of relative clause and determiners in writing.

**Talk** to your child about what it might mean to be a good person (while being aware that there are different ways of defining a 'good person')

**Encourage** your child to discuss some answers to the questions to develop the understanding of the novel and also discuss how they have learnt to respect each other through the novel.

<https://www.bbc.co.uk/bitesize/topics/zfdh8xs/articles/z4ck8hv#z3kjgfr>



### Language Analysis

Glue your language techniques audit into your book.

RAG rate each of the techniques included on the table. Put a tick on either red, amber or green for each technique.

**Bonus Challenge: Include any other techniques you know about.**

Technique	Your knowledge
Adjectives	●●●●●
Verbs	●●●●●
Similes	●●●●●
Metaphors	●●●●●
Personification	●●●●●
Hyperbole (Exaggeration)	●●●●●
Adverbs	●●●●●
Onomatopoeia	●●●●●
Alliteration	●●●●●
Rule of three/triplets	●●●●●
Repetition	●●●●●
Superscription	●●●●●
Metaphorical similes	●●●●●
Other techniques you know about	●●●●●

### Gap Analysis

To revisit authorial technique.  
To recapitulate relative clause and determiners.

### Moral Education:

Respecting others in the community

### Mathematics

### Ratio and Proportion

#### Ratio and Proportion

A **ratio** is a relation that compares two numbers or quantities.  
You can compare two parts to each other or to the whole.

	2:1	1:2	2:3	1:3
	2/1	1/2	2/3	1/3
	2 to 1	1 to 2	2 to 3	1 to 3

A **proportion** is a statement or equation that equates two ratios.

	2:2 = 4:4	
	2:2 :: 4:4	
	2 is to 2 as 4 is to 4	

sciencenotes.org

### Engage: Make Learning Fun

- Cooking Ratios** – Let your child help in the kitchen by mixing ingredients in a specific ratio. For example, making fruit punch with 2 parts orange juice to 3 parts apple juice. Ask, “What happens if we double the recipe?”

[Ratio and Proportion - Definition, Formulas and Examples](#)

[Ratio and Proportion - Basics, Definitions, Examples](#)

[Ratio games - Teaching resources](#)



# The Winchester School, Jebel Ali

## Family Learning Newsletter -Year 6- March -2025



Set up and solve this proportion.

8) 5 is to 4 as 45 is to x.

Now cross multiply

$$\frac{5}{4} = \frac{45}{x}$$

$$\frac{5x}{5} = \frac{180}{5}$$

$$x = 36$$

### 6 ESSENTIAL BAKING RATIOS THAT YOU SHOULD KNOW

<b>PIE DOUGH</b>  3 parts flour: 2 parts fat: 1 part water	<b>MUFFINS</b>  2 parts flour: 2 parts liquid: 1 part egg: 1 part fat	<b>POUND CAKE</b>  1 part flour: 1 part butter: 1 part sugar: 1 part egg	<b>QUICK BREADS</b>  2 parts flour: 2 parts liquid: 1 part egg: 1 part fat	<b>BISCUITS</b>  3 parts flour: 2 parts liquid: 1 part fat	<b>PANCAKES</b>  2 parts flour: 2 parts liquid: 1 part egg: 1/2 part fat
--	--	---	---	--	---

**2. LEGO or Building Blocks** – Build a simple structure using a ratio (e.g., for every 2 red blocks, use 3 blue blocks). Challenge your child to build a bigger version using the same ratio.

**3. Snack Sharing** – Use snacks like grapes or crackers to create ratio problems. “If you have 10 grapes and 5 crackers, what is the ratio of grapes to crackers?”

#### Encourage: Build Confidence Through Practice

**1. Shopping Ratios** – Compare prices while shopping. “This cereal cost £4 for 2 boxes. How much does one box cost?”

**2. Drawing Enlargements** – Ask your child to draw a simple shape and then make a bigger version by doubling each side. Discuss how the new shape is proportionally the same.

**3. Sports Scores** – If your child likes sports, talk about win-loss ratios. “If a football team has won 6 games and lost 3, what is their win-to-loss ratio?”


**Talk: Discuss and Reflect**

[Ratio Stadium - Arcademics](#)



# The Winchester School, Jebel Ali

## Family Learning Newsletter -Year 6- March -2025



Number sequence

**1. Real-Life Questions** – Ask things like, “Why do we use ratios in recipes?” or “How do builders use proportions when making houses?”

**2. Create Word Problems** – Together, make up fun ratio and proportion problems about daily life, like sharing toys or mixing colors for painting.

**3. Explain in Their Own Words** – At the end of the day, ask your child to explain a ratio problem they solved. This helps reinforce their learning!

e.g

### Question 1: Ratio

Liam has 12 red marbles and 8 blue marbles. What is the ratio of red to blue marbles in its simplest form?

#### Answer:

The ratio of red to blue marbles is **12:8**.

To simplify, divide both numbers by 4:

$$12 \div 4 = 3, 8 \div 4 = 2$$

So, the simplified ratio is **3:2**.

### Question 2: Proportion

A recipe for pancakes uses 2 cups of flour for every 3 cups of milk. How much flour is needed if 9 cups of milk are used?

<https://www.youtube.com/watch?v=RAjTpz3yQ3Q>

[Finding the nth term - Worked example - Generate a formula from a sequence - 3rd level Maths Revision - BBC Bitesize](#)



# The Winchester School, Jebel Ali

## Family Learning Newsletter -Year 6- March -2025



**Answer:**

The proportion is:

$$2 \text{ cups flour} / 3 \text{ cups milk} = ? \text{ cups flour} / 9 \text{ cups milk}$$

Cross multiply:

$$2 \times 9 = 3 \times ? \quad 2 \times 9 = 3 \times ?$$

$$18 = 3 \times ? \quad 18 = 3 \times ?$$

Divide by 3:

$$? = 18 \div 3 = 6$$

So, **6 cups of flour** are needed.

Step-by-Step Formula Finding

**1. Identify the Pattern**

- Look at the difference between consecutive numbers (constant = arithmetic sequence, varying = other types).

**2. Find the Rule (nth Term Formula)**

- If the difference is constant, use the formula **nth term = (common difference × n) + adjustment.**
- Example: In 3, 6, 9, 12, the difference is +3 → **nth term = 3n.**

**3. Test the Rule**

- Substitute different values of **n** to check if the formula works.

**4. Apply to New Sequences**

- Practice with real-world examples like staircase steps, savings growth, or sports scores.



# The Winchester School, Jebel Ali

## Family Learning Newsletter -Year 6- March -2025



### Finding The Nth Term

www.9-1GCSEmathsworksheets.com

**Science**

**Classification Keys**

To construct a branching database to sort living beings.

**Talk to your child** about the process of classifying living things into broad groups based on observable characteristics.

**Emphasize** the importance of similarities and differences in this classification, covering microorganisms, plants, and animals.

**Research** Allow your child some time to research and prepare a presentation using ICT tools, taking on the role of the teacher to teach you about Robert Whittaker’s Five Kingdom Classification.

**Encourage** them to utilize online resources to enhance their understanding

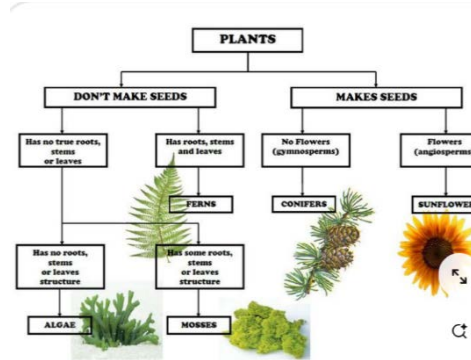
Engagement Prompt your child with questions such as, "How would you categorize a group of leaves?" This

<https://kids.britannica.com/students/article/dichotomous-key/624999>

Veins	Shapes	Arrangement	Edges	Arrangement on the Stem
netlike	hand shaped	simple	smooth	alternate
netlike	heart shaped	compound	toothed	opposite
parallel	needle	compound	lobed	whorled



To describe how living things are classified into broad groups according to common observable characteristics and based on.



### Microbes

To explain the importance of microorganisms in human life

encourages critical thinking and application of the classification concept. Discuss the effectiveness of different sorting questions to deepen their understanding.

**Share** with your child your own knowledge about how living things are classified into broad groups, reiterating the importance of observable characteristics and differences among microorganisms, plants, and animals.

**Talk** with your child the role of microorganisms in our world. Explain that some microorganisms are **useful**, helping in processes like food production and medicine, while others are **harmful**, causing diseases and food spoilage. Encourage them to think about how we can manage harmful microbes without affecting the beneficial ones.

**Research: Allow** your child some time to research and prepare a presentation using ICT tools. Encourage them to take on the role of a teacher and explain the classification of microorganisms into helpful and harmful types. Suggest utilizing online resources to enhance their understanding.


**Engagement:** Prompt your child with thought-provoking questions to encourage critical thinking:

"How do we use microorganisms in daily life?"

"How can we control harmful microorganisms without destroying beneficial ones?"

"Can you think of natural ways to prevent the spread of harmful microbes?"

<https://kids.britannica.com/kids/article/microorganisms/476296#:~:text=Microorganisms%20are%20living%20things%20that,essential%20to%20life%20on%20Earth.>




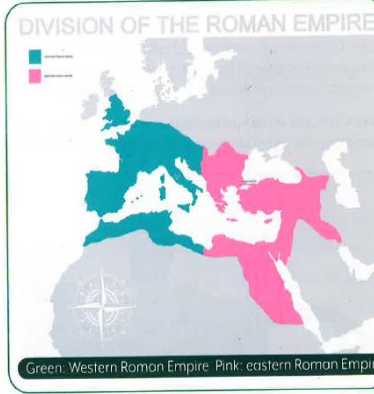




# The Winchester School, Jebel Ali

## Family Learning Newsletter -Year 6- March -2025



<p><b>UAE Social Studies</b></p>	<p><b><u>Fall of the Western Roman Empire</u></b></p> <p>To explore the fall of the Western Roman Empire.</p> <p><b>Key vocabulary:</b> Byzantine Empire, Constantinople, the Middle Ages, the Dark Ages</p>	<p>Talk to your child about the causes of the fall of the Western Roman Empire and the effects of the fall.</p> <p><b>Share</b> with your child the differences between the ancient period and the classical period in history.</p> <p><b>Encourage</b> your child to search for information about the civilisations that existed at the same time as the fall of the western Roman Empire but continued to remain strong and powerful. Describe these civilisations.</p> 	<p><b><u>THE FALL OF THE WESTERN ROMAN EMPIRE.pdf</u></b></p> 
<p><b>Arabic for Arabs</b></p>	<p>(من نوادر العرب) قصص ومواقف قصيرة أن يحدد التلميذ الفكرة الرئيسية والأفكار الداعمة أن يحلل التلميذ النص تحليلًا لغويًا أن يحدد التلميذ أساليب الأمر والنهي في الآيات أن يحدد التلميذ علاقات التضاد والترادف بين الكلمات (خير الكلام) شعر أن يحلل التلميذ النص تحليلًا أدبيًا أن يحدد التلميذ أساليب خبرية في القصيدة أن يحدد التلميذ الفكرة والعاطفة في القصيدة الهمزة المتوسطة أن يكتب التلميذ كلمات بها همزة متوسطة على السطر أن يحدد التلميذ مواضع كتابة الهمزة المتوسطة على السطر التركيب النعتي</p>	<p>مساعدة التلميذ في البحث عن لغويات القصة بالمعجم على الإنترنت مساعدة التلميذ في كتابة ملخص للقصة بالمنزل مساعدة التلميذ في تحديد التلميذ الفكرة والعاطفة في القصيدة مساعدة التلميذ في قراءة القصيدة (خير الكلام) وتحديد الفكرة الرئيسية مساعدة التلميذ في كتابة كلمات بها همزة متوسطة على السطر مع بيان سبب كتابتها تدريبه على إعراب وتوظيف النعت في كتاباته الإبداعية مع الضبط وفقا لقواعد النحو. يمكن لولي الأمر الدخول من خلال الرابط المرفق لموقع قناة اللغة العربية والتربية الإسلامية الخاص بمدرسة ونشستر ومتابعة التسجيلات الخاصة بالدروس ومشاركتها مع التلميذ وتدوين ما تعلمه في دفتره المدرسي.</p>	<p><b><u>قناة اللغة العربية والتربية الإسلامية</u></b> <b><u>بمدرسة ونشستر</u></b> <b><u>التركيب النعتي</u></b> <b><u>الهمزة المتوسطة</u></b></p>



# The Winchester School, Jebel Ali

## Family Learning Newsletter -Year 6- March -2025






	<p>أن يميز التلميذ بين النعت والمنعوت في الجملة أن يوظف التلميذ تركيب النعت مضبوط الآخر في تحدته وكتاباتة الإبداعية مع الضبط وفقا لقواعد النحو</p>		
<b>Arabic for Non-Arabs</b>	<p><b>( حالة الطقس )</b> To write sentences about the weather. To design a mind map for four seasons. To answer the question in the workbook. To revise the grammar done in notebook. To link between the picture and the word. To practice reading. To describe some the weather in four seasons. To compare between two seasons. To make a paragraph about four seasons in Arabic.</p>	<p><b>Encourage</b> children to use the new words in sentences of their own. Go through the work sheet of the lesson with your child. <b>Encourage</b> children to use these new adjectives in the writing <b>Encourage</b> children to describe professions in Arabic. Ask your child to draw his /her favorite professions. Talk to your son about, The importance professions in Dubai.</p>	<p><a href="#">Arabic and Islamic YouTube Channel</a></p>
<b>Islamic for Arabs</b>	<p><b>أنا متسامح</b> . أن يبين التلميذ مفهوم التسامح . أن يوضح التلميذ مجالات التسامح . أن يدلل التلميذ على التسامح من القرآن والسنة <b>غزوة بدر الكبرى</b> أن يستنتج التلميذ أسباب غزوة بدر الكبرى . أن يبين التلميذ أحداث غزوة بدر الكبرى</p>	<p>حث الطالب على التسامح مع الآخرين . توفير فيديوهات عن التسامح ومناقشة محتواها مع الابن مساعدة التلميذ في البحث عن آيات من القرآن عن التسامح مساعدة التلميذ في معرفة أسباب غزوة بدر الكبرى مساعدة التلميذ في معرفة أحداث غزوة بدر الكبرى . توفير للابن / الابنة فيديوهات توضيحية عن غزوة بدر الكبرى يمكن لولي الأمر الدخول من خلال الرابط المرفق لموقع قناة اللغة العربية والتربية الإسلامية الخاص بمدرسة ونشستر ومتابعة التسجيلات الخاصة بالدروس ومشاركتها مع التلميذ وتدوين ما تعلمه في دفتره المدرسي.</p>	<p><a href="#">التسامح</a> <a href="#">غزوة بدر الكبرى</a> <a href="#">قناة اللغة العربية والتربية الإسلامية بمدرسة ونشستر</a></p>



# The Winchester School, Jebel Ali

## Family Learning Newsletter -Year 6- March -2025





	أن يستنتج التلميذ الدروس المستفادة من غزوة بدر الكبرى .		
<b>Islamic for Non-Arabs</b>	<p><b>Lesson 1: Fasting in Ramadan</b></p> <p>To explain the importance of fasting in Ramadan with evidences from Qur'an, Hadeeth, Seerah and situations from the daily lives.</p> <p><b>Lesson 2: I'm tolerant</b></p> <p>To analyze the concept of tolerance.</p> <p>To conclude the effects of tolerance on the society.</p>	<p><b>Encourage</b> your child to read about fasting and its rank in Islam.</p> <p><b>Encourage</b> your child to search about how Muslims can be tolerant and the fields of tolerance.</p> <p>Go through the links on the Arabic and Islamic YouTube channel so that you can help your child learn more at home about the topic.</p>	<p><a href="#">Arabic and Islamic YouTube Channel</a></p>
<b>French</b>	<p><b>Topic: En ville</b></p> <p>To identify different places in the town</p> <p>To apply verb " aller" in present tense to say where I am going.</p>	<p> <b>Talk</b></p> <p>Ask your child to talk about different places in the town.</p> <p> <b>Share</b></p> <p>Create a presentation or poster about different places in your town.</p>	<p></p> <p><b>Topic: En ville</b></p> <p><a href="https://www.languagenut.com/global/">https://www.languagenut.com/global/</a></p>



# The Winchester School, Jebel Ali

## Family Learning Newsletter -Year 6- March -2025



		<p>Create a mind map about different places in the town.</p> <div style="text-align: center;">  <div style="border: 2px solid yellow; padding: 5px; display: inline-block;">Encourage</div> </div> <p>Students to keep exploring the links given.</p>	 <p>Kindly note that all students have their login details .</p>
<p><b>Physical Education</b></p> <p><b>Activity -1</b></p> <p><b>Activity - 2</b></p> <p><b>Activity - 3</b></p>	<p>Badminton – Serve/returns</p> <p>Badminton– forehand/backhand drive</p> <p>Badminton – Doubles games and rules</p>	<p><u>Talk and Encourage the children to do the following:</u></p> <p><u>Proper warm up</u> The Students will do the proper warm up and will practice the skills with basic rules.</p> <p>Follow the links for the skills and rules</p> <p><u>Cooldown</u> After the game students will do proper cooldown activity.</p>	<p><u>Useful sites:</u> Links: <a href="#">Badminton - serve</a> <a href="#">Badminton -returns</a> <a href="#">Badminton – forehand/backhand drive</a> <a href="#">Badminton – rules of doubles game</a></p>
<p><b>Information and Communication Technology</b></p>	<p><b>Spreadsheets</b> To order and represent data using the Sort/filter option.</p> <p>To plan and calculate a spending budget.</p>	<p><b>Talk</b> to children about general safety in using a computer and e-safety rules, particularly when accessing and searching the Internet.</p> <p><b>Encourage</b> good posture when sitting at the computer.</p> <p><b>Discuss the importance of spreadsheets</b> Spreadsheets are needed in many workplaces and in everyday life, therefore it is a great skill to learn and</p>	<p>Wider Learning</p> <p><a href="http://www.bbc.co.uk/keyskills/it/level2/module4/1.shtml">http://www.bbc.co.uk/keyskills/it/level2/module4/1.shtml</a></p>



# The Winchester School, Jebel Ali

## Family Learning Newsletter -Year 6- March -2025



		<p>progress throughout a child's education. Many places of work use spreadsheets to keep track of things and they are also brilliant to budget and plan our finances for the future.</p> <p>Support your child in preparing a Party Budget for their birthday party. It's a wonderful way for them to learn about the inherent value of money and buy the things they want. It's also a great way to teach them about budgeting and saving.</p>	
<p><b>Music</b> (Mr. Joyson)</p>	<p>Improving child's confidence and musicality through music rhythm reading intermediate level.</p> <p>We take a look at dotted quarter notes, single eighth notes, and the eighth rest. We also get to see our beats split in half, adding a new challenge to our rhythm reading!</p>	<p>Let the child understand the music note value and clap with the notes. Ask the child to perform it with any percussion instrument like maracas, tambourine.</p> <p>Steady beat is represented as the notes inside the boxes, and rhythms are represented as the notes inside the boxes. Counting the number of boxes each note uses is a great way to remember how many beats the note is worth.</p>	
<p><b>Music</b> (Mr. Kiko)</p>	<p>Playing recorders Improving children's confidence and musicality through singing actions songs and chanting rhymes. Reading notes and rests</p>	<p>Encourage your child to practice recorder at home Encourage the child to sing action songs at home. Encourage the child to watch the kinds of notes video</p>	<p><a href="https://www.timeout.com/new-york-kids/music/best-kids-songs/Kinds-of-Notes-and-Rests.mp4">https://www.timeout.com/new-york-kids/music/best-kids-songs/Kinds of Notes and Rests.mp4</a></p> <p><a href="#">Year06 Recorder Count On Me.mp4</a></p>
<p><b>Music</b> (Mr. Sunil)</p>	<p>Learning how to play the song "UAE national anthem" on recorder</p>	<p>Let the child practice at home, even though there will be squeaking. Be an audience. But better also check if the child is holding the recorder properly.</p>	





# The Winchester School, Jebel Ali

## Family Learning Newsletter -Year 6- March -2025



		<p>Discuss how small acts of leadership can make a big impact.</p> <p>"The Purposeful Leader" Storytelling -Inspire students by learning about great leaders who led with purpose.</p> <p>Share a short story about a leader who demonstrated purpose and strong values (e.g., Prophet Muhammad (PBUH), Malala Yousafzai, or a local community leader). Ask students to identify the leader's purpose and how they showed leadership during challenges. Creative Extension: Students write a short journal entry imagining themselves as a leader with a purpose—what cause would they stand for?</p> <p><u>Settlement Timeline:</u> Understand the historical development of settlements in the UAE.</p> <p><b>Activity:</b> Create a timeline of key events in the UAE's settlement history, including the Bedouin lifestyle, pearl diving communities, and modern urban development. Students can use online research or library resources to gather information.</p> <p><b>Extension:</b> Students can include images, maps, or short write-ups about how kinship influenced these settlements.</p> <p><u>Settlement Diorama:</u> <b>Visualize traditional and modern settlements in UAE.</b></p> <p><b>Activity:</b> Create a diorama showing a traditional Emirati settlement (e.g., Bedouin tents, oasis communities) and compare it with a modern cityscape (e.g., Abu Dhabi or</p>	
--	--	---	--



# The Winchester School, Jebel Ali

## Family Learning Newsletter -Year 6- March -2025



		<p>Dubai). Highlight the role of family and kinship in both settings.</p> <p><b>Extension: Add captions explaining how these settlements reflect the values of family and community.</b></p> <p><b><u>Community Connections Map:</u> Identify and appreciate the role of community and kinship in the UAE.</b></p> <p><b>Activity:</b> Create a map of their local neighborhood, identifying family connections and community hubs (mosques, schools, markets, etc.).</p> <p><b>Extension:</b> Highlight how these places foster community engagement and discuss their importance in Emirati culture.</p> <p><b><u>Virtual Museum Exploration:</u></b> Learn about the UAE's settlement patterns and family values through historical artifacts.</p> <p><b>Activity:</b> Visit a virtual museum, such as the Louvre Abu Dhabi or Dubai Museum. Students can explore exhibits related to the UAE's history, family traditions, and settlement growth.</p> <p><b>Extension:</b> Write a reflection on how family and kinship influenced the development of settlements in the UAE.</p>	
--	--	---	--