




The Winchester School, Jebel Ali

Family Learning Newsletter- Year 4 May 2025




Area of learning	Focus	Activities to help your child at home	Useful Websites/Resources
<p>English- Literacy</p>	<p>Novel: The Owl who was afraid of the Dark.</p> <p>Spellings:</p> <ul style="list-style-type: none"> To use words with prefixes and suffixes and how to add them. To use words with suffix 'ation'. To use the prefix 'sub' and 'super'. <p>Grammar: Parts of Speech To identify and understand the eight parts of speech (noun, pronoun, verb, adjective, adverb, preposition, conjunction, and interjection) and their roles in sentences construction.</p>	<p>Remind the children that the prefix sub- means under and the prefix super- means 'above' or 'more than'.</p> <p>When we add sub or super to a root word we don't change the spelling of the root word.</p> <p>Explain that the suffix -'ation' can be used to turn verbs into nouns. If the verb ends in e remove the e before adding -'ation'.</p> <p>Remember connectives link sentences. Encourage your child to include connectives to enrich their writing.</p> <p>Create</p> <ul style="list-style-type: none"> Word Collage: Help your child cut out words from magazines or newspapers and sort them into categories like nouns, verbs, adjectives, etc. Sentence Builder: Ask your child to create fun or silly sentences using a specific number of parts of speech. For example, "Make a sentence using a noun, verb, and adjective." <p>Talk</p> <ul style="list-style-type: none"> Daily Descriptions: Encourage your child to describe people, objects, or actions around the house using descriptive language (adjectives and adverbs). Word of the Day: Choose a part of speech (e.g., verb), pick a word, and use it in different sentences during the day. <p>Discuss</p> <ul style="list-style-type: none"> Story Time Chat: After reading a short story or paragraph together, discuss what types of words are used—ask questions like "Can you find the verb in this sentence?" 	<p>Exploring Suffixes and Prefixes</p> <p>https://www.k5learning.com/free-grammar-worksheets/parts-speech</p> <p>https://continuingstudies.uvic.ca/elc/studyzone/330/grammar/parts1</p>



The Winchester School, Jebel Ali

Family Learning Newsletter- Year 4 May 2025



Direct and indirect speech-

To review the basic grammar concept- **direct and indirect speech**.

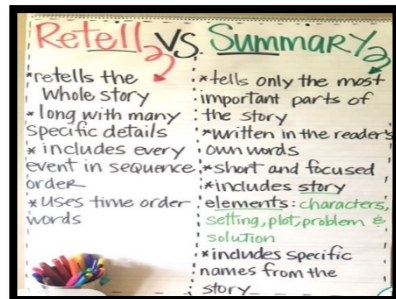
Phrase and Clauses. –

Help your child understand the **difference between phrases and clauses**.

- A **phrase** is a group of words without a verb (e.g., *in the garden*).
- A **clause** is a group of words with a subject and a verb (e.g., *She played in the garden*).

Explore summary writing based on the novel: Dark is fun, Dark is exciting, Dark is kind.

Writing Topic: Summary Writing based on the novel



- **Parts of Speech Hunt:** Look at signs, labels, or menus and discuss which parts of speech are being used and why.

Create, Talk & Discuss Together:

Encourage your child to **create short conversations** using direct speech (e.g., "I am going to the park," said Sarah). Then, work together to **change these into indirect speech** (e.g., Sarah said that she was going to the park). You can **discuss daily events**, favourite stories, or even use comic strips—this makes the activity fun and meaningful!

Create, Talk & Discuss Together:

Play a sorting game at home—take turns **saying or writing short word groups**, and have your child decide if each is a **phrase or a clause**. Then **discuss how to turn a phrase into a full clause** (e.g., from *on the table* to *The book is on the table*). You can use objects around the house or describe scenes together to make it more interactive!

Create, Talk & Discuss Together:

After reading a novel, short stories, news article, or watching a short video together, ask your child to **retell the main points in their own words**. Guide them to include only the **important details—who, what, where, when, why, and how**—and leave out extra information. Then **discuss** whether their summary captures the key message. You can also take turns creating summaries and see who is the clearest!

<https://www.bbc.co.uk/learningenglish/course/upper-intermediate/unit-2/tab/grammar>

<https://www.bbc.co.uk/learningenglish/course/intermediate/unit-11/session-2>

<https://www.thesaurus.com/e/grammar/phrase-vs-clause/>


[Summary Writing](#)


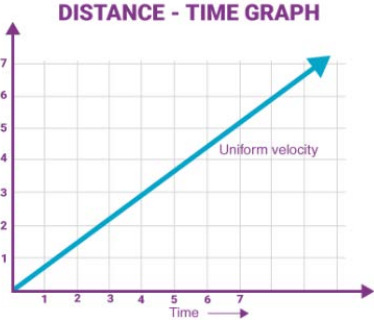
[Summary writing practice](#)



The Winchester School, Jebel Ali

Family Learning Newsletter- Year 4 May 2025




	<p>Moral Education Link: Equality and Appreciation and Gratitude.</p>	<p>Discuss the importance of inculcating and following moral values.</p> <p>Encourage your child to appreciate the big and small things that are done for them and to them by any person in or outside school Create a card for people around you to appreciate their support of you.</p>	
<p>Numeracy Statistics</p>	<p>To collect; organize, present, analyze and interpret the data in Time Graph and Line Graph</p> 	<p>Time series graphs help in visualizing trends over time whereas line graphs visualize a sequence of continuous numeric values.</p> <p>Talk: - A line graph is used to show changes over time, for example, changes in temperature through a day, by plotting points and joining them with straight lines.</p> <p>Encourage A line graph is used to show changes over time, for example, changes in temperature through a day, by plotting points and joining them with straight lines.</p> <p>Horizontal axis</p> <p>The horizontal axis is the bottom axis and moves from left to right. This horizontal axis in this example is labelled Time and the time increases as we move along the line.</p>	<p>Line Graph</p> <p>Quiz</p> <p>Time Graphs</p>



The Winchester School, Jebel Ali

Family Learning Newsletter- Year 4 May 2025



Money

Ordering and adding money

To estimate, compare and calculate money in pounds and pence.



Challenge

QUICK STARTER: Can you match the graph to the situation?

A motorbike travels away from home at a steady speed

A car remains parked in a car park

A runner runs at a steady pace to the end of a track, turns around then runs at the same speed back.

Extension: draw a distance time graph to show:

- A man going out to take his dog for a walk.
- He stops at the paper shop to buy a newspaper.
- Then he returns home.

Talk: Use decimal notation for amounts of money, e.g. £3.27, Change amounts in £ to amounts in pence and back, count money up to £10, calculate change for amounts of money up to £1 mentally; solve simple problems involving money; use informal methods to add and subtract money amounts in £ and pence.

Challenge

1. Write these amounts of money as **pounds** and put them in **ascending** order:

£3.50	345p	£3.05	430p	120p	£0.22	112p	£11.20
-------	------	-------	------	------	-------	------	--------

456p	£4.60	4006p	£46.50	2367p	£23.06	3444p	£26.03
------	-------	-------	--------	-------	--------	-------	--------

[Counting Mixed coins](#)




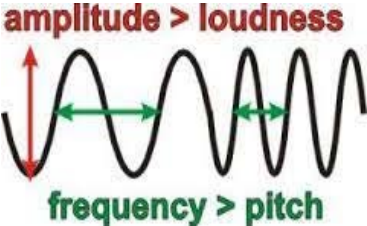
Money.pdf



The Winchester School, Jebel Ali

Family Learning Newsletter- Year 4 May 2025



<p>Science</p>	<p>SOUND</p> <p>To recognize that the sound is produced by vibration of materials and can travel through solids, liquids and gases.</p> <p>To identify and recognize the change in pitch and loudness of sound.</p>	<p>Talk about the important role the ear plays in receiving sound. Tell them about Sound waves, the way they travel, the mediums they can travel through and the speed at which they travel.</p> <p>Share with your child to show that sound is produced by vibrations! Take a small bowl and cover it tightly with plastic wrap. Sprinkle some rice grains on top. Now, hold a metal spoon and bang it against a pan or clap loudly near the bowl. Watch as the rice grains jump and move—this happens because the sound waves create vibrations in the plastic wrap! Discuss with your child how all sounds, whether from voices, musical instruments, or objects, are made by vibrations.</p> <p>Explore with your child how sound travels to the inner ear and how it is processed by the human body. Prompt them to investigate whether sound can travel through space and why. Inspire curiosity about careers related to sound, such as audiologists and sound engineers, as well as recent technological advancements in the field.</p> <p>Discuss the different types of musical instruments—wind, percussion, and string—and explain how each produces sound. Provide insights into how vibrations create sound in these instruments.</p> <p>Encourage students to design and create their own simple musical instruments to investigate how pitch and loudness can be altered. For example, they can stretch rubber bands over a tissue box to explore how tension affects pitch or use different-sized containers to compare sound variations.</p>	<p>What is sound?</p> <p>https://kids.britannica.com/kids/article/sound/353791</p> <p>The Amazing World of Sound.pdf</p> 
-----------------------	--	---	--



The Winchester School, Jebel Ali

Family Learning Newsletter- Year 4 May 2025




<p>Arabic for Arabs</p>	<p>أطباء الإنسانية التلميذ النص قراءة سليمة أن يقرأ . أن يحدد التلميذ الفكرة الرئيسية والأفكار الفرعية في النص أن يربط التلميذ ما درسه في اللغة العربية بالتاريخ الحصول على معلومات تخص كل شخصية من شخصيات النص تشيد تعلم يا صغيري أن يتعلم الطالب الصور الحقيقية والصور المجازية أن يوظف الطالب الاساليب النحوية مثل . اسلوب النداء وأسلوب الأمر توظيفات بلاغية نص الاستماع في المدرسة الجديدة يستوعب النص السردي المسموع ويلخص المعنى العام له يعيد صياغة المادة المسموعة ويلخص محتواها : الفعلية الجملة* أن يميز التلميذ بين الجملة الاسمية والفعلية . أن يحدد التلميذ أركان الجملة . الفعلية أن يوظف التلاميذ الأفعال الثلاثة . في كتابة جمل فعلية قواعد كتابة الهمزة . أن يميز التلميذ أشكال كتابة الهمزة أن يصيغ التلميذ فقرة مستخدمًا الهمزات المختلفة.</p>	<p>قراءة إحدى القصص وتحديد عناصرها . مساعدته في جمع شواهد عن الجملة الاسمية . استخدام بعض الألعاب التعليمية المساعدة في فهم الجملة الفعلية . مساعدته في كيفية الإلقاء . مساعدته في التمييز بين النصوص الأدبية . حثه على استخدام التعبيرات المجازية في حديثه . يمكن لولي الأمر الدخول من خلال الرابط المرفق لموقع قناة اللغة العربية والتربية الإسلامية الخاص بمدرسة ونشستر ومتابعة التسجيلات الخاصة بالدروس ومشاركتها مع التلميذ وتدوين ما تعلمه في دفتره المدرسي.</p>	<p>قناة اللغة العربية والتربية الإسلامية بمدرسة ونشستر</p>
<p>Arabic for Non-Arabs</p>	<p>Jobs and professions To compare between different .characters</p>	<p>In every lesson, we provide the students with new words with their meanings to help your child memorize and use in sentences of his/her own.</p>	



The Winchester School, Jebel Ali

Family Learning Newsletter- Year 4 May 2025




	<p>the To create a paragraph about .profession job of describe the job of each To person and paragraph evaluate the To .questions answer To design a telegram about each job. To express your opinion about the job of the person .</p>	<p>Ask your child to speak about his preferred jobs and professions. Go through the links on the Arabic YouTube channel so that you can help your child learn more at home about the topic.</p>	<p>Arabic and Islamic YouTube Channel</p>
<p>Islamic for Arabs</p>	<p>سورة الانشقاق : أن يتلو التلميذ السورة تلاوة سليمة . أن يوضح التلميذ المعنى الإجمالي للسورة . ذو النورين عثمان بن عفان أن يوضح التلميذ صفات سيدنا عثمان بن عفان أن يستنتج التلميذ دور سيدنا عثمان بن عفان. الإيمان مكملات من الحديث التلميذ مفهوم أن يوضح أن يدلل التلميذ على كمال الإيمان.</p>	<p>يساعد ولي الأمر التلميذ في حفظ السورة من خلال المصحف المعلم. البحث عن تفسير بعض آيات السورة . حثه على التحلي بخلق الصحابة رضي الله عنهم. يمكن لولي الأمر الدخول من خلال الرابط المرفق لموقع قناة اللغة العربية والتربية الإسلامية الخاص بمدرسة ونشستر ومتابعة التسجيلات الخاصة بالدروس ومشاركتها مع التلميذ وتدوين ما تعلمه في دفتره المدرسي.</p>	<p>قناة اللغة العربية والتربية الإسلامية بمدرسة ونشستر</p>
<p>Islamic for Non-Arabs</p>	<p>The patience of the Prophet To recite the Hadith from memory. »To cite some examples indicating the patience of the Prophet. •To deduce the benefits pf patience. •To analyze the meaning of patience by evidence from Quran and Sunnah. •To cite some examples indicating the patience of the Prophet ﷺ.</p>	<p>Urge the child to cite examples indicating the patience of the Prophet. Also to conclude the reward of patient people from the holy texts. And to follow the example of our Prophet Muhammad in abiding by the moral of patience. To be committed to the virtue of patience. Talk with your child about the importance of praising Allah (S-W-T).</p>	<p>Arabic and Islamic YouTube Channel</p>



The Winchester School, Jebel Ali

Family Learning Newsletter- Year 4 May 2025




	<ul style="list-style-type: none"> •To evaluate some different situations related to patience. <p style="text-align: center;">Eid prayer</p> <ul style="list-style-type: none"> •To explain the effects of Eid prayer on Muslims. •To compare between Friday and Eid prayer. •To analyze the ruling and the virtues of Eid prayers by evidence. •To conclude the manners of Eid. <p>Praising Allah</p> <p>To Identify different names and attributes of Allah that are used in praise.</p> <p>To Explain why Muslims are encouraged to praise Allah regularly in their daily lives.</p> <p>To Reflect on how praising Allah can positively affect a Muslim’s heart, behavior, and relationship with their Creator.</p>	<p>Go through the links on the Arabic YouTube channel so that you can help your child learn more at home about the topic.</p> <p>Urge and motivate to attend Eid prayer and go with the child to pray and show happiness and greenting people</p>	
<p>ICT</p>	<p>To create Power Point presentation with custom path animation.</p>	<p>Encourage your child to explore different custom animation effects in Power Point and apply it to the objects in the slide.</p> <p>Guide your child to create an animated birthday card/ a maze and the character game to reach the end point by drawing a custom path.</p>	<p>https://support.microsoft.com/en-us/office/add-a-motion-path-animation-effect-f3174300-0d24-4671-a1c2-e286b41efba6</p>
<p>Music Mr. Kiko</p>	<ul style="list-style-type: none"> • Playing recorders • Improving children’s confidence and musicality through singing actions songs 	<ul style="list-style-type: none"> • Encourage your child to practice recorder at home • Encourage the child to sing action songs at home. • Encourage the child to watch the kinds of 	<p>Kinds of Notes (Year4).mp4</p> <p>Year04 Recorder Lesson Itsy Bitsy Spider.mp4</p>



The Winchester School, Jebel Ali

Family Learning Newsletter- Year 4 May 2025





	<p>and chanting rhymes.</p> <ul style="list-style-type: none"> • Reading notes 	notes video	
<p>Music Mr. Sunil</p>	<p>Learning how to play the song “Happy birthday” on recorder</p>	<ul style="list-style-type: none"> • Let the child practice at home, even though there will be squeaking. <p>Be an audience. But better also check if the child is holding the recorder properly.</p>	
<p>Music Mr. Joyson</p>	<ul style="list-style-type: none"> • Improving child’s confidence and musicality through music rhythm reading stage 2 <p>We take a deeper look at the half note and how it relates to the quarter and eight notes</p>	<ul style="list-style-type: none"> • Let the child understand the music note value and clap with the notes. • Ask the child to perform it with any percussion instrument like maracas, tambourine <p>Steady beat is represented by the boxes, and rhythms are represented as the notes inside the boxes. Counting the number of boxes each note uses is a great way to remember how many beats the note is worth.</p>	
<p>Physical Education Activity -1</p> <p>Activity - 2</p> <p>Activity - 3</p> <p>Activity - 4</p>	<p>Fitness Test – Jumping Jacks, Pushups, Squats</p> <p>Sports Quiz – Q & A’s [Part 1]</p> <p>Sports Quiz – Q & A’s [Part 2]</p> <p>Board Games – LUDO</p>	<p><u>Talk and encourage the children to do the following:</u></p> <p><u>Proper warm up</u> The students will do the proper warm up and will practice the skills with basic rules.</p> <p>Follow the links for the skills and rules</p> <p><u>Cooldown</u> After the game students will do proper cooldown activity.</p>	<p>The Components of Physical fitness in P.E & Sport.mp4</p> <p>How Much Do You Know About Sports .mp4</p> <p>Guess The Sport By Image In This Sports Quiz PART 2.mp4</p> <p>Ludo Board Game Rules & Instructions Learn How To Play Ludo Game.mp4</p>



The Winchester School, Jebel Ali

Family Learning Newsletter- Year 4 May 2025



<p>Moral Education Family First</p> <p>Leadership Gemstones</p>	<p>Understanding UAE culture</p> <p>Leadership Gemstones Value of the month: May "Leading with Adaptability" <u>LEADING WITH ADAPTABILITY:</u></p> <p>The quote #1: "Leading through change means staying flexible while holding onto your values."</p> <p>The quote #2: "Sometimes you need to let go of old ways to make room for something better."</p> <p>The quote #3: "Listen to feedback helps you learn; using it helps you improve."</p> <p>The quote #4: "Being flexible in how you solve problems makes you stronger."</p>	<p>Talk with your child about culture.</p> <p>Share with your child how culture reflects in traditional food and languages.</p> <p>Story Time: "The Oasis of Adaptability" Discover the concept This story help child understands the value of adaptability within the context of UAE culture. The story will teach them how flexibility, respect for tradition, and cultural understanding can lead to success and harmony.</p> <ul style="list-style-type: none"> • Discuss: How can we be adaptable in our own lives and find creative ways to solve problems? • Encourage: "Exploring UAE Culture Through Food and Language" • At home: "Creating a Cultural Experience" Encourage family teamwork and adaptability, while also emphasizing resilience learning to bounce back after setbacks and continue growing together as a family. • Set a Family Goal: Choose a fun family goal related to UAE culture, while incorporating the idea of resilience Learn three new Arabic phrases by the end of the week, and encourage each other even if it's tough. <p>Cook a traditional UAE meal together as a family, adjusting the recipe as needed if something doesn't go as planned.</p> <p>Watch a documentary or read a book about the UAE's culture and traditions, reflecting on how cultural adaptation and resilience have shaped the nation.</p>	
---	--	---	---