
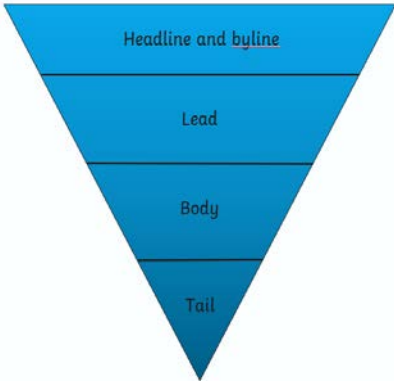
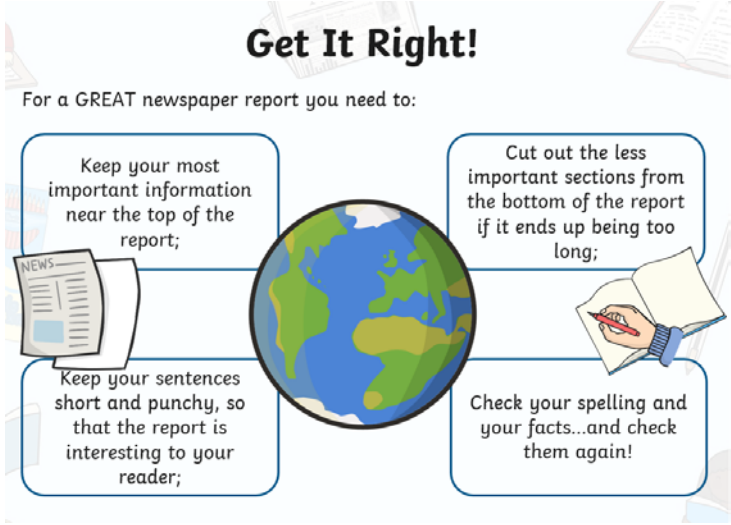





The Winchester School, Jebel Ali

Family Learning Newsletter -Year 5- May -2025



Area of Learning	Focus	Activities to help your child at home	Useful websites/Resources
<p>English</p>	<p>Spellings: To explore words ending with –able and –ible Words ending in –ably and –ibly. Examples: adorable/adorably (adoration), applicable/applicably (application)</p> <p><u>Text Level:</u></p> <p>Newspaper Report To explore the features of newspaper report writing To analyse the language and structure of a newspaper report.</p> <p>Structure of a newspaper report</p> <div style="text-align: center;">  </div> <p>Reading Comprehension</p>	<p>Talk and encourage the children to do the following: Discuss the rules for different spellings as mentioned in the FLN.</p> <p>Encourage your child to make note of new words, their spellings and meanings while reading books.</p> <p>Discuss how newspaper report is beneficial for children.</p> <p>Ask children to list the features of newspaper writing.</p> <p>Encourage them to write a short newspaper report on the any current event.</p> <div style="text-align: center;">  </div>	<p>Spellings Year 5</p> <div style="text-align: center;">  <p>Newspaper Report Writing Helpful Tips.p</p> </div>



The Winchester School, Jebel Ali

Family Learning Newsletter -Year 5- May -2025



Text Level: Reading Newspaper
To further develop inferential skills.

Grammar

To examine the use of perfect form of tenses in Report writing.
To analyze the difference between direct and indirect speech.
To examine the use of Active and Passive Voice and Direct and Indirect Speech.

Read any article in the newspaper related to sport/technology/latest news

Discuss the main events from the newspaper and identify what the news is related to.

Ask questions with reference to the text.

Encourage the children to predict the events and provide reasoned justification for their views.

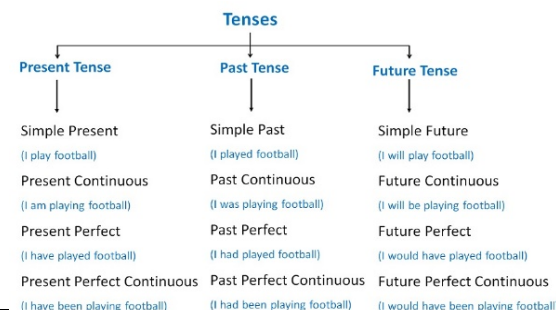
Analyze the speech used in the report.

Perfect forms of tenses:

Discuss the use of reported speech in sentences.

Ask the child to refer to the magazines or newspaper to spot the reported speech and perfect form of tenses.

Encourage them to practice the use of perfect form of tenses and reported speech while writing a newspaper report.



<https://wordwall.net/resource/73033/english/active-and-passive-quiz-ks2>


<https://wordwall.net/resource/13977437/grade-5-unit-8-present-perfect-tense>


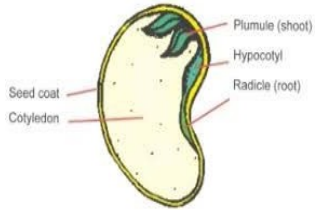
<https://wordwall.net/resource/10079121/direct-and-indirect-speech>



The Winchester School, Jebel Ali

Family Learning Newsletter -Year 5- May -2025



		<p>Encourage your child to calculate the percentage of each ingredient used in the recipe of their favourite dish. Look for boards displaying discounts and sale offer.</p> <p>TIPS:</p> <ul style="list-style-type: none"> • To find 10% divide the original number by 10. • To find 20% find 10% and double it. • To find 50% halve it. • To find 25% halve it, and halve it again Or you can divide by 4 • To find 5% find 10% and halve it. • To find 1% divide by 100. 	
<p>Science</p>	<p>Life Cycle of Plants To explore and evaluate the significance of different parts within a seed.</p> <p>To investigate and determine the optimal conditions required for seed germination.</p> 	<p>Seed Discovery Activity-</p> <p>Encourage your child to soak a bean overnight, then gently open it to see what's inside.</p> <p>Share with your child how each part of the seed (coat, embryo, food store) helps it grow.</p> <p>Discuss with your child why seeds need protection and food before they start growing.</p> <p>Help your child place a damp paper towel and seeds in a Ziplock bag and tape it to a window.</p> <p>Encourage your child to observe and draw changes each day.</p> <p>Discuss with your child what seeds need to grow (water, warmth, light) and which conditions worked best.</p>	<p><u>Structure of seed</u></p>  <p>https://stmarysaimer.org/da/ta/notes/Module%202/Class%205/Class%205%20Science%20-%20chapter%20%28notes%29.pdf</p>



The Winchester School, Jebel Ali

Family Learning Newsletter -Year 5- May -2025



<p>Arabic for Arabs</p>	<p>قصة (مَنْ يُشْبِهَكَ يَا أَيُّهَا) أَنْ يُفَسِّرَ التَّلْمِيزَ الْمُفْرَدَاتِ الْجَدِيدَةَ مُوْظَفًا الْقَامُوسِ الْمُصَوِّرِ. أَنْ يَحْدِدَ التَّلْمِيزَ بَيْنَ النَّصِّ السَّرِيِّ وَتَسْلَسِلِ الْأَحْدَاثِ. أَنْ يَسْتَخْلَصَ التَّلْمِيزَ الْمَغْزَى مِنْ أَحْدَاثِ الْقِصَّةِ . أَنْ يَسْتَنْتِجَ التَّلْمِيزَ سِمَاتِ الْإِسْلُوبِ لِلْكَاتِبِ. أَنْ يُجِيبَ التَّلْمِيزَ عَنِ اسْئَلَةِ النَّصِّ وَيَطْرَحُ اسْئَلَةً: (مَنْ - مَاذَا - مَتَى - أَيْنَ - لِمَاذَا - كَيْفَ) مُظَهِّرًا فَهْمَهُ لِلنَّصِّ، مُبْدِيًا رَأْيَهُ فِيهِ. نشيد "لقد فاز باللذة الجسور" أَنْ يَحْدِدَ التَّلْمِيزَ الْفِكْرَةَ الرَّئِيسَةَ لِلأَبْيَاتِ. أَنْ يَفْسِرَ التَّلْمِيزَ الْمَعْنَى الْإِجْمَالِيَّ لِلأَبْيَاتِ. أَنْ يَقَارِنَ التَّلْمِيزَ بَيْنَ نَصِيْنٍ مَخْتَلِفِيْنِ . كتابة فقرة إملاء أَنْ يُعَلِّلَ التَّلْمِيزَ سَبَبَ كِتَابَةِ الْهَمْزَةِ الْمَتَوَسِّطَةِ. أَنْ يَكْتُبَ الْفَقْرَةَ مَرَاعِيًا سَبَبَ كِتَابَةِ الْهَمْزَةِ وَعَلَامَاتِ التَّرْقِيمِ. القواعد النحوية (أحوال خبر إنَّ وأخواتها) أَنْ يَحْدِدَ التَّلْمِيزَ أَرْكَانَ جُمْلَةٍ إِنَّ . أَنْ يَقَارِنَ التَّلْمِيزَ بَيْنَ جُمْلَةٍ إِنَّ وَجُمْلَةٍ كَانَ. أَنْ يَحْدِدَ التَّلْمِيزَ أَنْوَاعَ الْخَبْرِ فِي جُمْلَةٍ إِنَّ.</p>	<p>* جمع صور تحمل أشكال التعاون والمحبة بين المجتمعات. مشاهدة فيديو عن أهمية التعاون والمساعدة. * تدريب الطالب بالمنزل على بعض الكتابات الوصفية وأيضا كتابات اليوميات. * يَكْتُبُ الْمُتَعَلِّمُ فِقْرَةً مُضَمَّنًا إِيَّاهَا جُمْلَةً رَّئِيسَةً، وَتَفَاصِيلَ دَائِمَةً، وَجُمْلَةً خَتَامِيَّةً مَعَ الْإِلْتِمَامِ التَّامِ بِالْمَعَايِرِ. مساعدته في تحديد بعض الأحداث مُسْتَخْلِصًا مَغْزَاهَا، مُعَبِّرًا عَنْ رَأْيِهِ فِيهَا . يمكن لولي الأمر الدخول من خلال الرابط المرفق لموقع قناة اللغة العربية التربوية الإسلامية الخاص بمدرسة ونشستر ومتابعة التسجيلات الخاصة بالدروس ومشاركتها مع التلميذ وتدوين ما تعلمه في دفتره المدرسي</p>	<p>قناة اللغة العربية والتربية الإسلامية بمدرسة ونشستر</p>
<p>Arabic for Non-Arabs</p>	<p><u>الهوايات: Hobbies</u> To describe different hobbies that you can preferer (reading- drawing-shopping- writing...) To use specific expressions and forms to write about a Hobbies. <u>Celebrities: (famous personalities)</u> To explore the biographical texts of some well-known persons around the world. To learn the meaning and the conjugation (past tense) of different verbs needed to talk about celebrities' life.</p>	<p>Encourage your child to use the topic vocabulary to practice writing about his favorite hobby. Encourage your child to memorize his/her new vocabulary about the new topic from the Arabic notebook and book (dictionary). Share videos with your child about hobbies in Arabic to help him - her in speaking and writing about them. Encourage your child to use the topic vocabulary to practice writing about his favorite celebrity. Ask your child to study the past tense and use it in his writing.</p>	<p>Arabic and Islamic YouTube Channel</p>



The Winchester School, Jebel Ali

Family Learning Newsletter -Year 5- May -2025








	To describe your favourite “star” and talk about his or her specialization and important events in their lives.	Share a story with your child and encourage him to transfer it from written into illustrated or vice versa. Go through the links on the Arabic YouTube channel so that you can help your child learn more at home about the topic	
Islamic for Arabs	<p>الطريق الي الجنة أن يستنتج الطالب أثر الأخلاق الحسنة في توطيد العلاقات الاجتماعية أن يعدد الطالب درجات الجنة. أن يستنتج الطالب أهمية تحري الصدق في الأمور كلها. صلاة الجمعة والعدين أن يستنتج الطالب الفرق بين صلاة الجمعة وصلاة الظهر. أن يستنتج الطالب أحكام صلاة الجمعة والعدين. عمر بن الخطاب أن يستنتج الطالب بعض صفات سيدنا عمر بن الخطاب. أن يستنتج الطالب بعض الدروس المستفادة من سيرة سيدنا عمر بن الخطاب.</p>	<p>مساعدة الابن في البحث عن أحاديث نبوية شريفة نحثنا علي التحلي بالأخلاق الحسنة. حث الابن على المداومة علي الصدق حث الابن على المداومة على حسن الخلق.. حث الابن على الذهاب لصلاة الجمعة في المسجد. توضيح بعض أحكام صلاة العيد للأبناء. حث الابن على البحث في سيرة الصحابة. يمكن لولي الأمر الدخول من خلال الرابط المرفق لموقع قناة اللغة العربية والتربية الإسلامية الخاص بمدرسة ونشستر ومتابعة التسجيلات الخاصة بالدروس ومشاركتها مع التلميذ وتدوين ما تعلمه في دفتره المدرسي.</p>	<p>قناة اللغة العربية والتربية الإسلامية بمدرسة ونشستر</p>
Islamic for Non-Arabs	<p>Surat An-nabaa To read Surat An-Naba’ correctly. To explain the vocabulary of the surah. To infer the events of the Day of Judgement from the holy verses. To recite Surat An-Naba’ by heart. Making things easy To explain that Islam is the religion of ease and facility by evidence from Quran and Sunnah.</p>	<p>Share the given link with your child and practice reciting the holy verse properly and correctly. Speak with your child about the justice of Allah’s power in the universe. Share your child the general meaning of the Hadith. Talk with your child about the aspects of tolerance and ease of Islam. Talk with your child about the rules of Friday prayer and the prayer of the two feasts.</p>	<p>Arabic and Islamic YouTube Channel</p>



The Winchester School, Jebel Ali

Family Learning Newsletter -Year 5- May -2025










	<p>To explain the aspects of tolerance and ease of Islam by evidence from Quran and Sunnah. Friday Prayer and the Prayer of the two feasts. To explain the rulings of Friday prayer and the prayer of the two feasts. To conclude the excellence of Friday Prayer and the Prayer of the two feasts. To determine the difference between Friday Prayer and the Prayer of the two feasts</p>	<p>Speak with your child about the excellence of Friday Prayer and the Prayer of the two feasts. Go through the links on the Arabic and Islamic YouTube channel so that you can help your child learn more at home about the topic.</p>	
<p style="text-align: center;">French</p>	<p>Topic : French poster creation <u>les affaires de l'école</u> To identify school objects and differentiate between masculine, feminine and plural nouns in French. <u>verbe (avoir)</u> To conjugate verbe (avoir) in présent tense. <u>les affaires de l'école</u> To describe what there is in your pencil case and differentiate between masculine, feminine and plural nouns</p>	<div style="text-align: center;">  <div style="border: 1px solid green; padding: 5px; display: inline-block;">Talk</div> </div> <p>Ask your child to describe his personality or someone's personality in French. Ask your child to talk about school objects and differentiate between masculine, feminine and plural nouns using verb (avoir) with the correct pronoun.</p> <div style="text-align: center;">  <div style="border: 1px solid blue; padding: 5px; display: inline-block;">Share</div> </div> <p>Create a game about school objects. Create a memory game using verb (avoir) .</p> <div style="text-align: center;">  <div style="border: 1px solid yellow; padding: 5px; display: inline-block;">Encourage</div> </div> <p>Students to keep exploring the links given.</p>	<p>Topic : Les affaires de l'école https://www.languagenut.com/global/</p> <div style="text-align: center;">  <small>Digital Language Resources for Primary & Secondary Schools</small> <div style="display: flex; justify-content: center; gap: 20px;"> SIGN UP LOG IN </div> </div> <hr/> <p>Kindly note that all students have their login details. Word wall Activity https://wordwall.net/resource/22380761/french/dans-ma-trousse-jai-je-nai-pas Quizlet Activities https://quizizz.com/admin/search/dans%20ma%20trousse?source=SearchHeader&page=SearchPage&arid=de1a902-c305-45cd-9496-</p>



The Winchester School, Jebel Ali

Family Learning Newsletter -Year 5- May -2025



			d7eb34d1f992&apos=-1&term=dans+ma+trousse https://quizizz.com/admin/quiz/5e5d8fb5ff30a3001b907971/dans-ma-trousse?source=search-result-page&page=search-result-page&arid=dee1a902-c305-45cd-9496-d7eb34d1f992&apos=-1&term=dans+ma+trousse
Physical Education Activity -1 Activity - 2 Activity - 3 Activity - 4	Physical fitness test Quiz -1 Quiz -2 Board games-chess	<u>Talk and Encourage the children to do the following:</u> <u>Proper warm up</u> The Students will do the proper warm up and will practice the skills with basic rules. Follow the links for the skills and rules <u>Cooldown</u> After the game students will do proper cooldown activity.	The Components of Physical fitness in P.E & Sport.mp4 General Knowledge Quiz About Sport   .mp4 Guess the Sports Quiz for Kids!   .mp4 Learn How to Play Chess for Beginners in Less Than 8 Minutes.mp4
Information and Communication Technology	TOPIC: Spreadsheets To order and represent data using the Sort/filter option. To plan and calculate a spending budget.	Talk to children about general safety in using a computer and e-safety rules, particularly when accessing and searching the Internet. Encourage good posture when sitting at the computer. Discuss the importance of spreadsheets	Wider Learning



The Winchester School, Jebel Ali

Family Learning Newsletter -Year 5- May -2025



		<p>Spreadsheets are needed in many workplaces and in everyday life, therefore it is a great skill to learn and progress throughout a child's education. Many places of work use spreadsheets to keep track of things and they are also brilliant to budget and plan our finances for the future.</p> <p>Support your child in preparing a Party Budget for their birthday party. It's a wonderful way for them to learn about the inherent value of money and buy the things they want. It's also a great way to teach them about budgeting and saving.</p>	<p>http://www.bbc.co.uk/keyskills/it/level2/module4/1.shtml</p>
<p>Music (Mr. Joyson)</p>	<p>Improving child's confidence and musicality through music rhythm reading Stage 3.</p> <p>We take a deeper look at the half note and how it relates to the quarter and eight notes with quarter rest.</p>	<p>Let the child understand the music note value and clap with the notes.</p> <p>Ask the child to perform it with any percussion instrument like maracas, tambourine.</p> <p>Steady beat is represented by the boxes, and rhythms are represented as the notes inside the boxes. Counting the number of boxes each note uses is a great way to remember how many beats the note is worth.</p>	
<p>Music (Mr. Kiko)</p>	<p>Playing recorders Improving children's confidence and musicality through singing actions songs and chanting rhymes. Reading notes and rests</p>	<p>Encourage your child to practice recorder at home Encourage your child to sing action songs at home. Help your child choose which other songs they know aside from the songs taught in school and let them invent their own singing actions. Encourage your child to watch the kinds of notes video</p>	<p>https://www.timeout.com/new-york-kids/music/best-kids-songs Kinds of Notes and Rests.mp4 Year05 Recorder Lesson Drag Me Down.mp4</p>
<p>Music (Mr. Sunil)</p>	<p>Learning how to play the song "Havana "on the recorder.</p>	<p>Let the child practice at home, even though there will be squeaking. Be an audience. But better also check if the child is holding the recorder properly.</p>	



The Winchester School, Jebel Ali

Family Learning Newsletter -Year 5- May -2025



Positive Accomplishment
Trade, travel and communication's influence on culture

Recognize how trade routes adapted over time. Understand how land and sea trade routes changed based on geography, weather, or political changes.

Leadership trait link: Flexibility in changing conditions.

Explore how cultures changed through communication and trade. Identify how different cultures blended or adapted because of shared goods, languages, and customs.

Leadership trait link: Openness and adaptability.

Show resilience through historical challenges. Discover how traders overcame difficulties like long travel, harsh environments, or conflict.

Leadership trait link: Resilience and calm problem-solving.

Discuss how innovation helped people stay connected. Look at how tools like maps, compasses, and trade ports were developed and used.

Talk to Your Child:

1. Map the changing trade

Activity: Explore a map together and trace how historical land and sea trade routes changed over time due to weather, geography, or political shifts.

Support: Ask your child how traders adapted when routes changed. Discuss what kind of flexible thinking and resilience they needed on long journeys.

2. Pearl Divers' Adaptability

Activity: Watch a short video or read a story about the UAE's pearl diving history. Focus on how divers adapted to harsh sea conditions.

Support: Talk about the traits of calmness, bravery, and quick thinking under pressure. Link these to how leaders show flexibility and courage in changing situations, just like the Aquamarine gem represents.

<https://nlplimited.com/8-leadership-lessons-from-sheikh-zayed-bin-sultan/>

https://issuu.com/instadub/aivisa4/docs/culture_lifestyle_and_heritage_of_uae_united_ara



AQUAMARINE

The Role of a Pearl Diver

Divers had a hard life. The job of a diver was dangerous and tough with many risks involved. These included being susceptible to brain damage from lack of oxygen, shark attacks, fatigue and dehydration.

Divers would plunge to depths of 20 metres in water that was freezing cold, even in the height of summer. On average they would dive 50 times a day, and spend months at sea.

Each day started after sunrise and ended just before sunset. Coffee and dates were used to give energy throughout the day.

What is trade?
How were items moved from place to place to trade?
What was the life of a trader like?
How did the camel impact methods of trade?
Why did cities and ports develop in particular areas instead of others?
How did trade impact culture?

Vocabulary	Import	To bring in goods, commodities and services from a foreign country.
Trade	Trade	The buying, selling or exchanging of goods or services.
Import	Trading partner	A region or country that buys goods from or sells goods to another country.



The Winchester School, Jebel Ali


Family Learning Newsletter -Year 5- May -2025



Leadership trait link: Creative communication and problem-solving.

Relate personal experiences of change. Encourage students to share a time when they adapted to a new situation (e.g., a new class or friend).

Leadership trait link: Inner calmness and flexibility.



3. Changing cultures table

Activity: Create a “changing cultures table” at home with items or pictures of goods that were traded and how these changed over time (e.g., from spices and pearls to oil and electronics).

Support: Encourage your child to talk about how different cultures stayed connected through change and how leaders adjusted to new partnerships.

4. Aquamarine leadership in changing moments

Activity: Each day, chat with your child about a time they faced a change (e.g., a new rule, friend, or routine) and how they handled it.

Support: Celebrate their adaptability, problem-solving, and calmness. Relate these to the Aquamarine traits of peaceful leadership and resilience.

5. Build an evolving trade city



The Winchester School, Jebel Ali

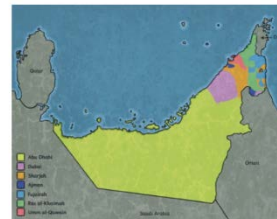
Family Learning Newsletter -Year 5- May -2025



Activity: Using LEGO, recycled materials, or drawings, build a model of a UAE trade city (like Dubai or Sharjah) that changes over time, add new ports, roads, or trading centers.

Support: Ask your child to explain how and why the city grew and adapted. Talk about the people who led that change and what made them strong, flexible leaders.

The UAE is a federation made up of seven emirates:
**Abu Dhabi, Dubai, Sharjah,
Ras Al Khaimah, Ajman,
Umm Al Quwain and Fujairah**



Encourage Your Child:

Stories of Adaptation

Read together about pearl divers or historical traders who had to adjust to tough challenges. Reflect on how their resilience helped them thrive, and how change can bring new opportunities.

Celebrate flexible leadership

Praise everyday moments when your child stays calm during changes, adjusts to a new plan, or handles disappointment



The Winchester School, Jebel Ali

Family Learning Newsletter -Year 5- May -2025



		<p>with a positive attitude. These are powerful Aquamarine leadership qualities.</p> <p>Acts of kindness challenge: Be a leader of change</p> <p>Family Reflection Prompt: What's one small change we can make this week that helps someone feel included, understood, or supported?</p> <p>Awareness of Global and Local Change</p> <p>Help your child learn that being part of positive change builds resilience and leadership. Try these at home:</p> <p>Donate to adapt: Clean out toys/clothes to give to families adapting to change (via Beit Al Khair or Emirates Red Crescent).</p> <p>Support newcomers: Talk about how to welcome new students or neighbors with empathy and flexibility.</p> <p>Create a "Change Is Good" Poster: Make a drawing about how adapting helps us grow, display it at home or school to inspire others.</p>	
--	--	---------------------------------------------------------------------------------------------------------------------------------------------------------------------------------------------------------------------------------------------------------------------------------------------------------------------------------------------------------------------------------------------------------------------------------------------------------------------------------------------------------------------------------------------------------------------------------------------------------------------------------------------------------------------------------------------------------------------------------------------------------------------------------------------------------------------------------------------------------------------------------------------------	--