



The Winchester School, Jebel Ali

Family Learning Newsletter -Year 6- May -2025



Area of Learning	Focus	Activities to help your child at home	Useful websites/Resources
<p>English</p>	<p><u>Spellings:</u> To spell words with a silent letter.</p> <p><u>Grammar:</u></p> <p><u>Figurative devices:</u> To explore the use of different types of figurative devices and descriptive techniques.</p> <p><u>Expanded noun phrases:</u> To use expanded noun phrases in descriptive writing.</p> <p><u>Powerful Verbs:</u> To use powerful verbs to make writing more exciting and interesting.</p>	<p>Talk to your child to recognize silent words to enhance pronunciation and understand the rules of which silent letters follow or proceed so they can use their own knowledge to build words they are unsure of spelling. Dictate a set of words with silent letters for instance 'bright' and 'aesthetics'. Now let the child identify what letters are silent in each word. For the first word bright, -gh are the silent letters; they write -gh on their paper.</p> <p>Talk to your child how can they use these figurative devices to impress the reader.</p> <p>Discuss with your child that figurative devices can turn an ordinary sentence into something more exciting.</p> <p>Encourage your child to describe everyday objects using figurative devices (simile, metaphor, personification, hyperbole, alliteration etc.)</p> <div data-bbox="1048 1241 1509 1528" style="text-align: center;"> </div>	<p>https://www.funtrivia.com/trivia-quiz/ForChildren/Silent-Letters--Shhhh-91441.html</p>



The Winchester School, Jebel Ali

Family Learning Newsletter -Year 6- May -2025



Emotive words:

To explore and use words and phrases that make the reader feel something.

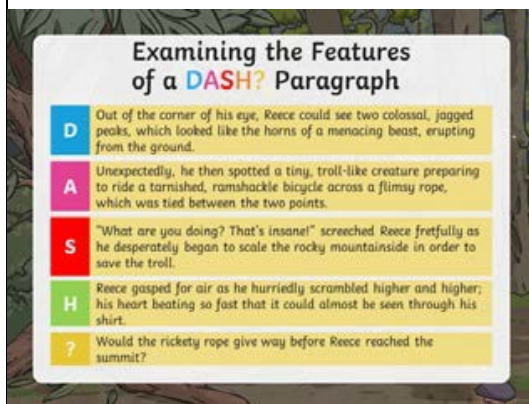
Happiness	Anger	Caring	Depression	Fear
1. Aglow	1. Affronted	1. Accepted	1. Alienated	1. Afraid
2. Amused	2. Apprivated	2. Admiring	2. Ashamed	2. Alarmed
3. Animated	3. Aghast	3. Adoring	3. Awful	3. Anxious
4. Aroused	4. Annoyed	4. Affectionate	4. Barren	4. Appalled
5. Bold	5. Antagonistic	5. Appreciated	5. Beaten	5. Apprehensive
6. Brotherly	6. Irritating	6. Appreciative	6. Bitch	6. Ashamed
7. Disgruntled	7. Bitter	7. Attached	7. Cowardly	7. Anxious
8. Calm	8. Bugged	8. Attentive	8. Crestfallen	8. Careful
9. Celebratory	9. Grumpy	9. Befriended	9. Crushed	9. Warnings
10. Charmed	10. Critical	10. Blessed	10. Dejected	10. Cautious
11. Cheerful	11. Disgusted	11. Cherished	11. Demoralized	11. Defensive
12. Cheerful	12. Disloyal	12. Cherishing	12. Depressed	12. Desperate
13. Confident	13. Enraged	13. Commended	13. Desolate	13. Disquieted
14. Contented	14. Exasperated	14. Compassionate	14. Despondent	14. Distressed
15. Cool	15. Felt up	15. Considerate	15. Devilled	15. Fearful
16. Delighted	16. Furious	16. Disinterested	16. Disappointed	16. Fidgety
17. Ecstatic	17. Furious	17. Doing	17. Discouraged	17. Frenzied
18. Elated	18. Galled	18. Empathetic	18. Dismal	18. Fretful
19. Elated	19. Grim	19. Dispirited	19. Dispirited	19. Frightened
20. Elevated	20. Grothy	20. Fervent	20. Distressed	20. Horrified

Descriptive Writing

To explore the key features of a descriptive writing.

To explore DASH? technique.

To write a descriptive writing using DASH? technique.



Revisiting Formal Letter Writing

To explore the key elements and structure in order to write a formal letter.

Share with your child how to use describing words before and after a noun to add detail (e.g., the cat → the fluffy cat → the fluffy cat with sharp green eyes). Let them link to **D (Description)** in **DASH**.

Encourage your child to swap ordinary verbs for exciting ones (e.g., walk → march, tiptoe, stomp).

Link to **A (Action)** in **DASH**.

Share a wide range of emotive words that describe how the characters feel or think.

Encourage your child to describe what the character can see, hear, smell, feel or taste. Try using a real setting like the kitchen or garden. Ask: "What can you smell?"

"What sounds can you hear right now?" Let them close their eyes for extra imagination!

Talk to your child about where DASH? technique can be applied.

Share the structural and language features of descriptive writing with your child.

Encourage your child to write a descriptive paragraph using DASH? technique.

<https://www.bbc.co.uk/bitesize/subjects/zv48q6f>

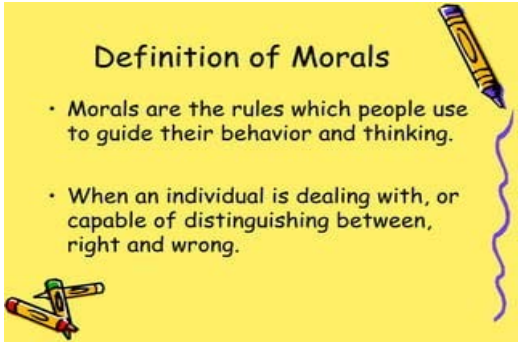
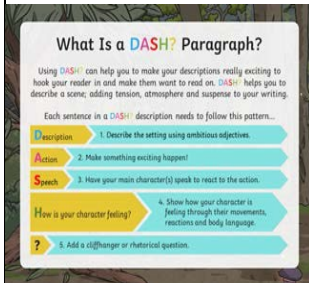
<https://www.topmarks.co.uk/Search.aspx?q=expanded%20noun%20phrases>



The Winchester School, Jebel Ali

Family Learning Newsletter -Year 6- May -2025

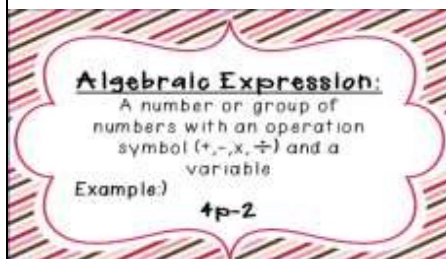



	<p><u>Link to Moral Education:</u> Moral Values- To explore the moral values of care, kindness and generosity giving examples of situations in everyday life.</p> 	<p>Talk to your child about times when letters were the primary source of communication. Tell them about your experience of writing a letter or sending letters to your distant relative and the anticipation of waiting for the reply. Share about your experience of how you learnt writing letter in younger years. Elevate them how learning to write a letter helped you to draft formal emails. You can talk about the similarities letter and email contains. Encourage your child to pen down the expressions on paper. They can research on various types of letters and learn about formal and informal letters.</p> <p>Why are moral values important? They are what makes us humane. They are standards that help an individual choose for himself between right and wrong or good or bad.</p>	 <p>https://www.bbc.co.uk/bitesize/guides/zs9gtvc/test</p> <p>https://wordwall.net/resource/79334/2/esl/formal-letter-writing-structure</p>
<p>Mathematics</p>	<p>To use simple formulae and to express missing number problems algebraically.</p>	<p>Talk about the importance of algebra: Begin by discussing why algebra is relevant and useful in everyday life. Help children understand that algebraic thinking is crucial for problem-solving skills and critical thinking development.</p> <p>Encourage your child to play the following games:</p>	<p>Algebraic expressions</p>



The Winchester School, Jebel Ali

Family Learning Newsletter -Year 6- May -2025



To express missing number problems algebraically.

Equation Bingo: Create bingo cards with algebraic equations on them. Provide the solutions separately. As equations are called out, players solve them and mark the corresponding solution on their bingo cards. The first to get a line (horizontal, vertical, or diagonal) shouts "Bingo!"

Equation Relay Race: Set up stations with different algebraic equations written on cards. Divide players into teams. At each station, players must solve the equation before moving on to the next one. The first team to solve all equations correctly wins.

Share examples of how algebra is used in everyday situations, such as calculating discounts, determining travel times, or budgeting finances.

Share with your child, how a letter can be used to represent a number that you do not know in algebra.

Begin with common objects and people's names as variable names. George + George = 2

George. After few examples use variables like x &

y. The more variety of ways a child sees a concept, such as the

introduction of variables as names, the more the idea is reinforced.



Use "mystery numbers" and unknown numbers of pieces as the stand-ins for variables. Use funny sounds to represent the variables in a different order to create aural representations of equations. Let your kids make up their

[Expressions with 1 variable worksheets | K5 Learning](#)



The Winchester School, Jebel Ali

Family Learning Newsletter -Year 6- May -2025





		<p>own examples and create funny sounds. Make it a hands-on experience whenever possible. Example:</p> <p>“I am a number. When I add 6 more, I have 13. What number am I?”</p>	
<p>Science</p>	<p>Circulatory system Flow of Blood</p> <p>To describe the structure and functions of the human heart.</p> <p>To trace and describe how the blood flows from one part of the heart to the next.</p> <p>To describe the important functions of the circulatory system.</p>	<p>Talk</p> <p>Spend time discussing the circulatory system with your child. Open conversations help deepen their understanding and make learning more meaningful. Use diagrams, models, or even simple drawings to bring the concepts to life in a fun and interactive way.</p> <p>Share:</p> <p>Our heart works non-stop—every second of every day—to keep us alive and healthy. It’s like a pump, sending blood throughout the body.</p> <p>Draw a large outline of the heart with four chambers. Add arrows to show blood flow: Use blue arrows for oxygen-poor blood. Use red arrows for oxygen-rich blood. Let your child guide the drawing while you ask questions like: Where does the blood come from before it enters the heart? Why do you think it changes color?</p> <p>Encourage</p> <p>Please encourage your child to explore the recommended websites and work independently to reinforce their understanding of this topic. These resources will help them refresh key concepts discussed in class.</p>	<p>Circulatory system Functions, Parts, & Facts</p> <p>https://kids.britannica.com/kids/article/cardiovascular-system/403974</p> <p>— Blood carrying carbon dioxide in veins — Blood carrying oxygen in arteries</p>



The Winchester School, Jebel Ali

Family Learning Newsletter -Year 6- May -2025



<p>Humanities History</p>	<p>To explore how the last Anglo-Saxon kings shaped Britain.</p> <p>Key vocabulary: Edward ‘The Confessor’, Harold II, Godwin of Wessex, William the Conqueror, Battle of Stamford Bridge, Battle of Hastings.</p>	<p>Talk to your child about the last Anglo-Saxon kings, key aspects of their reign and their achievements</p> <p>Share with your child how ‘The Battle of Hastings’ shaped the future of Britain.</p> <p>Encourage your child to distinguish between historically accurate and inaccurate facts about the last Anglo-Saxons kings, order the kings on a timeline, spot key locations (e.g. London, Hastings, York) on a map of Anglo-Saxon England and annotate to show where major events happened.</p>	<div style="text-align: center;">  The last Anglo-Saxon Kings.pdf The Last Anglo-Saxon Kings.pdf </div>
<p>Geography</p>	<p>To explore how land use has changed over time.</p> <p>Key vocabulary: past, present, similarities, differences</p>	<p>Talk to your child about land use, how and why they change over time.</p> <p>Share the pros and cons of change in land use over a period of time.</p> <p>Encourage your child to find similarities and differences between maps of the same location.</p>	<div style="text-align: center;">  Charting the changes.pdf Charting the changes.pdf </div>
<p>UAE Social Studies</p>	<p>Art, scholarship and the House of Wisdom</p> <p>To explore Islamic art and the House of Wisdom in the Golden Age of Islamic Civilization.</p> <p>Key vocabulary: House of Wisdom, arabesque, geometric, literature, scholarship</p> <p>Health and Medicine</p>	<p>Talk to your child about the House of Wisdom (Bayt al-Hikmah) and the origin of its name.</p> <p>Share with your child the importance of arabesque art in the Golden Age of Islamic Civilization.</p> <p>Encourage your child to explore the different styles of art and the role of the House of Wisdom in the Golden Age of Islamic Civilization.</p>	<p>Art and the house of Wisdom.pdf</p>



The Winchester School, Jebel Ali

Family Learning Newsletter -Year 6- May -2025



To explore the medical advances and importance of health and hygiene in the Golden Age of Islamic Civilization.


Key vocabulary: hygiene, surgery, specialization, instruments



Cordoba – Islamic architecture

To explore the Umayyad Dynasty and the Great Mosque of Cordoba.

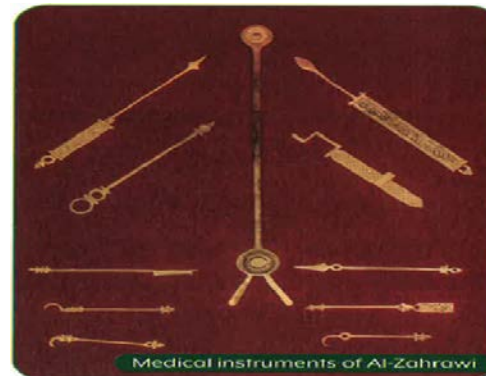
Key vocabulary: arch, dome, Cordoba, Umayyad Dynasty, Mihrab



Talk with your child about the medical achievements in the Golden Age of Islamic Civilization.

Share with your child information about Ibn Sina.

Encourage your child to find out the benefits of good health, good healthcare for a city or country, the healthcare provided by the government of the UAE and its importance.





Talk to your child about the Great Mosque of Cordoba and compare it to the mosques in the UAE.

Share with your child information about the Umayyad Dynasty. Locate the important places linked to it, like Cordoba, Baghdad, Al-Andalus, Mecca and the modern countries that were included in the Umayyad Dynasty, on a map.

Encourage your child to describe the Umayyad Dynasty, its capital Cordoba and explain the features of Islamic architectural design in the Great Mosque of Cordoba.

[HEALTH AND MEDICINE.pdf](#)



[CORDOBA.pdf](#)



The Winchester School, Jebel Ali

Family Learning Newsletter -Year 6- May -2025




			
Arabic for Arabs	<p>(أحلام ليبل السعيدة) رواية أن يميز المتعلم بين القصة والرواية أن يفسر التلميذ كلمات وتراكيب وأساليب من النص في سياقاتها أن يحدد التلميذ أساليب خبرية في النص أن يحلل رواية محددًا عناصرها (كتابة سيرة غيرية) تعبير . أن يكتب التلميذ سيرة غيرية وفقًا للمعايير حروف تنطق ولا تكتب أن يكتب كلمات تحوي حروفًا تنطق ولا تكتب</p> <p>التركيب النعني أن يميز بين ركني التركيب النعني أن يوظف التركيب النعني مضبوط الآخر في تحدّثه وكتاباته الإبداعية مع الضبط وفقًا لقواعد النحو</p>	<p>مساعدة التلميذ في البحث عن لغويات النص بالمعجم على الإنترنت و يحلل رواية . مساعدة التلميذ في كتابة ملخص للرواية بالمنزل مساعدة التلميذ في تحديد التلميذ التطور المك والزماني والعقدة في الرواية مساعدة التلميذ في قراءة الرواية وتحديد الفكرة الرئيسة مساعدة التلميذ في كتابة كلمات بها حروف حوي حروفًا تنطق ولا تكتب تدريبه على إعراب وتوظيف النعت والمنعوت في كتاباته الإبداعية مع الضبط وفقًا لقواعد النحو</p> <p>يمكن لولي الأمر الدخول من خلال الرابط المرفق لموقع قناة اللغة العربية والتربية الإسلامية الخاص بمدرسة ونشستر ومتابعة التسجيلات الخاصة بالدروس ومشاركتها مع التلميذ وتدوين ما تعلمه في دفتره المدرسي</p>	<p>قناة اللغة العربية والتربية الإسلامية بمدرسة ونشستر</p> <p>النعت والمنعوت (التركيب النعني)</p>



The Winchester School, Jebel Ali

Family Learning Newsletter -Year 6- May -2025



Arabic for Non-Arabs	<p>In the school (في المدرسة) To use the exclamatory style in a paragraph about the school. To create a letter correctly. To compare between his/her school and different school. To express his/her opinion in the school. UAE in the past and in the present (الإمارات قديمًا (وحديثًا) To compare between the UAE aspects of life in the past and in the present. To distinguish the landmarks of the UAE in the past and in the present. To describe the monuments and landmarks of the UAE in the past and in the present. To design identification cards for the UAE.</p>	<p>Encourage your child to memorize his/her new vocabulary about the new topic (the school)</p> <p>Talk to your child about the school and UAE. Ask your child about his opinion regarding his school. Go through the links on the Arabic YouTube channel so that you can help your child learn more at home about the topic.</p>	<p>Arabic and Islamic YouTube Channel</p>
Islamic for Arabs	<p>التفكير العلمي أن يحلل التلميذ بعض صور التفكير العلمي. أن يدلل التلميذ على بعض صور التفكير العلمي يسر الإسلام . أن يبين التلميذ مظاهر اليسر في الوضوء والصلاة والصوم أن يدلل التلميذ على أهمية اليسر في الإسلام . أن يقيم بعض المواقف الحياتية بيئتي أمانة أن يبين التلميذ ضوابط الإسلام في المحافظة على البيئة . أن يوضح التلميذ كيفية الحد من الإسراف في الماء . أن يبين التلميذ مظاهر عناية الإسلام بالبيئة .</p>	<p>مساعدة التلميذ في فهم فضل التفكير العلمي . مساعدة التلميذ في معرفة بعض الأدلة عن التفكير. مساعدة التلميذ في مشاهدة فيديوهات عن يسر الإسلام وصوره مساعدة التلميذ في معرفة بعض الأدلة من الكتاب والسنة عن اليسر في الإسلام يمكن لولي الأمر الدخول من خلال الرابط المرفق لموقع قناة اللغة العربية والتربية الإسلامية الخاص بمدرسة ونشستر ومتابعة التسجيلات الخاصة بالدروس ومشاركتها مع التلميذ وتدوين ما تعلمه في دفتره المدرسي.</p>	<p>قناة اللغة العربية والتربية الإسلامية بمدرسة ونشستر</p>
Islamic for Non-Arabs	<p>Lesson 1: The ease in Islam To conclude the aspects of ease in Islam</p>	<p>Encourage your child to memorize Suratu al-Mulk. Encourage your child to research how Islam makes acts of worship easy or accessible.</p>	



The Winchester School, Jebel Ali

Family Learning Newsletter -Year 6- May -2025



	<p><u>Lesson 2:</u> The mother of the believers Aysha (R.A) To conclude the qualities of Aysha R.A. To explain the status of Aysha (R.A) with the Prophet (PBUH).</p>	<p>Encourage your child to read about the mother of believers Aysha (R.A).</p> <p>Go through the links on the Arabic YouTube channel so that you can help your child learn more at home about the topic</p>	<p>Arabic and Islamic YouTube Channel</p>
<p>French Au Marché</p>	<p>To Talk about prices and quantities of food and packaging. To design a shopping list.</p>	<p>French Market Vocabulary: Create flashcards or a mini booklet with French words related to prices, quantities, and packaging at the market. Encourage children to practice and memorize these terms.</p> <p>French Shopping List Creation: Have children create a shopping list in French by listing various food items and their quantities. This activity can help them learn vocabulary for different foods and practice writing skills in French.</p> <p>French Recipe Challenge: Challenge children to find and translate a simple French recipe that includes ingredients from a market. This activity can introduce them to new vocabulary related to cooking and food preparation.</p>	<p>https://www.bbc.co.uk/bitesize/topics/zicbri6/articles/zfmg4xs https://www.bbc.co.uk/bitesize/topics/zjx947h/articles/z4xiri6 https://www.languagenut.com/resources/global/#/Catalog?moduleUid=136 https://www.languagenut.com/resources/global/#/Catalog?moduleUid=136&startScreen=1&noSkip=1</p> <p>Grammar:</p> <p>https://www.languagenut.com/resources/global/#/grammarCatalog?sentenceCatalog=2011&grammarCatalogUid=2011 https://www.languagenut.com/resources/global/#/grammarCatalog?se</p>



The Winchester School, Jebel Ali

Family Learning Newsletter -Year 6- May -2025




			ntenceCatalog=2011&grammarCatalogUid=2011 https://www.languagenut.com/resources/global/#/grammarCatalog?sentenceCatalog=2006&grammarCatalogUid=2006
Physical Education Activity -1 Fitness test Activity - 2 Sports Quiz Activity - 3 Sports Quiz Activity - 4 Board game - Ludo		<u>Talk and Encourage the children to do the following:</u> <u>Proper warm up</u> The Students will do the proper warm up and will practice skills with basic rules. Encouraging children to be take part in Sports quiz competitions to develop knowledge about the games. Follow the links for the skills and rules <u>Cooldown</u> After the game students will do proper cooldown activity.	<u>Useful sites:</u> <u>Links:</u> The Components of Physical fitness in P.E & Sport.mp4 General Knowledge Quiz About Sport .mp4 Guess the Sports Quiz for Kids! .mp4 How to play Ludo.mp4
Information and Communication Technology	TOPIC: Text based Programming and Debugging (Microsoft Small Basic) To develop a fundamental understanding of the basic design of a programming language To create a computer program To explore key coding elements and explain their use	Talk to children about general safety in using a computer and e-safety rules, particularly when accessing and searching the Internet. Encourage good posture when sitting at the computer. Discuss the importance of logic building Able to reflect critically on programs created in order to make improvements in subsequent programming exercises.	Wider Learning Small Basic (smallbasic-publicwebsite.azurewebsites.net)



The Winchester School, Jebel Ali

Family Learning Newsletter -Year 6- May -2025



		<p>Make a board game: Challenge your child to make their own board game, such as their own version of snakes and ladders, or a maze game or a quiz game using a subject they are very familiar with.</p>	
<p>Music (Mr. Joyson)</p>	<p>Improving child’s confidence and musicality through music rhythm reading intermediate level.</p> <p>We take a look at dotted quarter notes, single eighth notes, and the eighth rest. We also get to see our beats split in half, adding a new challenge to our rhythm reading!</p>	<p>Let the child understand the music note value and clap with the notes.</p> <p>Ask the child to perform it with any percussion instrument like maracas, tambourine.</p> <p>Steady beat is represented by the boxes, and rhythms are represented as the notes inside the boxes. Counting the number of boxes each note uses is a great way to remember how many beats the note is worth.</p>	
<p>Music (Mr. Kiko)</p>	<p>Playing recorders</p> <p>Improving children’s confidence and musicality through singing actions songs and chanting rhymes.</p> <p>Reading notes and rests</p>	<p>Encourage your child to practice recorder at home</p> <p>Encourage the child to sing action songs at home.</p> <p>Encourage the child to watch the kinds of notes video</p>	<p>https://www.timeout.com/new-york-kids/music/best-kids-songs</p> <p>Kinds of Notes and Rests.mp4</p> <p>Year06 Recorder Count On Me.mp4</p>
<p>Music (Mr. Sunil)</p>	<p>Learning how to play the song “UAE national anthem” on recorder</p>	<p>Let the child practice at home, even though there will be squeaking.</p> <p>Be an audience. But better also check if the child is holding the recorder properly.</p>	



The Winchester School, Jebel Ali

Family Learning Newsletter -Year 6- May -2025



<p>Moral Education</p>	<p>“Leading with Adaptability”</p>	<p><u>Adaptability Journal Reflection Activity</u></p> <p>Ask your child to keep an “Adaptability Journal” have them write (or draw) about: A situation that changed or didn’t go as planned that day. How they adjusted (or didn’t), and what they felt.</p> <p>Encourage them to be honest with themselves. Struggles are part of growing adaptability too.</p> <p>Discuss their reflections together. Praise moments of flexibility and creative thinking, and explore challenges without judgement.</p> <p><u>The Adaptability Hero</u></p> <p>Ask your child to create a short comic strip or storyboard featuring a character who leads with adaptability.</p> <p>Include a challenge where the hero must choose between sticking to their original plan or adjusting to a new situation with a positive attitude.</p> <p>Discuss how even “ordinary” people (like themselves!) can be everyday heroes through staying open-minded and flexible.</p> <p><u>Home Flexibility Role</u></p> <p>Give your child a small job at home that may require them to adapt—like helping plan a meal but being ready to switch ingredients if something is missing, or organizing an</p>	
-------------------------------	------------------------------------	---	--



The Winchester School, Jebel Ali

Family Learning Newsletter -Year 6- May -2025



Moral values and character building:

Explore the moral values of care, kindness and generosity giving examples of situations in everyday life.

activity for the family that might need last-minute changes.

Ask afterward:

“Was it easy or hard to adapt? How did it feel?”

Responsibility Role at Home

Activity-

Assign your child a leadership task at home for a week — like planning meals, managing chores, helping a sibling with homework, or setting family screen time reminders.

Reflect:

Ask how it felt to be responsible. What values did they need (e.g., discipline, trustworthiness, helpfulness)? What would they improve next time?

Think Before You Act- Pause Technique

Activity:

Teach a simple 3-step method for making good choices: Have children practice by acting out quick moral decision scenarios and walking through the steps.

Stop – What’s happening?

Think – What are my choices and values?



The Winchester School, Jebel Ali

Family Learning Newsletter -Year 6- May -2025



		<p>Choose – What’s the right thing to do?</p> <p>Reflect: How does taking a moment to pause help with making better decisions?</p> <p><u>Fix-It Mission – Real-Life Problem Solvers</u></p> <p>Activity: Ask your child to find a real issue at home, school, or in the community (e.g., unfairness, unkindness, or lack of responsibility). Help them to plan and carry out a simple action to help solve the problem using values like kindness, respect, or integrity.</p> <p>Examples:</p> <ul style="list-style-type: none">– Invite someone being left out to play– Help clean a shared space without being asked <p>Reflect: What value did you use, and how did you show it? How did others react? Did it make a difference? What did you learn about solving problems?</p>	
--	--	---	--