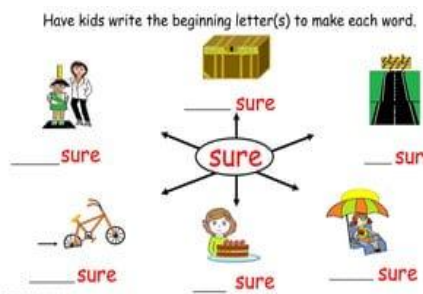


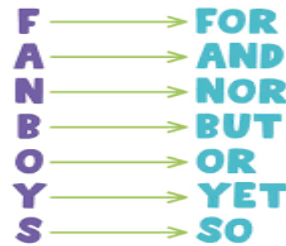




The Winchester School, Jebel Ali

Family Learning Newsletter- Year 3 October 2025



Area of learning	Focus	Activities to help your child at home	Useful Websites/Resources
<p>Literacy</p>	<p>Spellings: To explore suffix patterns Suffix patterns -ation: information, adoration, decoration -sure: measure, treasure, pleasure</p> <p>Have kids write the beginning letter(s) to make each word.</p>  <p>Grammar</p> <ul style="list-style-type: none"> • Adverbs • Conjunctions • Pronouns <p>Punctuation</p> <ul style="list-style-type: none"> • Speech marks • Comma • Apostrophe for possession <p>Text level Novel – The Penguin Who Wanted to Find Out Fables</p> <ul style="list-style-type: none"> • The Lion and the Mouse • The Boy Who Cried Wolf 	<p>Talk about the vocabulary in the books your child is reading.</p> <p>Discuss the rules of different spellings and identify the patterns in word endings.</p> <p>Encourage your child to break up words according to phonic sounds.</p> <p>Tell your child that a suffix is a letter or a group of letters added to a word to change its meaning or function.</p> <p>Talk to your child about adverbs of manner which are used to describe how things happen.</p> <p>Encourage your child to change the noun to a pronoun in the sentence and read it aloud. Example of Pronouns- I, we, it, us, you, they, them, her or him.</p> <p>Talk about the structure of sentences and the use of punctuation marks. Discuss the use of speech marks to indicate direct speech between characters in a story.</p> <p>Encourage your child to underline sentences that are in the direct speech and circle the speech marks at the beginning and at the end of the speech.</p> <p>Tell your child that the apostrophe has three uses: 1) to form possessive nouns; 2) to show the omission of letters; and 3) to indicate plurals of letters, numbers, and symbols.</p> <p>Encourage your child to use conjunctions to extend sentences.</p> <p>Talk to your child about the different types of stories; short stories, folk tales, fairytales, fables and myths.</p> <p>Allocate a special time and place to read a fable together.</p> <p>Talk about the personality traits of the main characters.</p>	<p>Useful Websites/Resources</p>  <p>Adverbs</p>  <p>The comma How to use possessive apostrophes - BBC Bitesize Conjunctions</p>  <p>Listen to fables in the links below</p> <p>English KS1/KS2: Aesop's Fables - 1. The Hare and the Tortoise - BBC Teach</p>




The Winchester School, Jebel Ali

Family Learning Newsletter- Year 3 October 2025



- **The Wind and the Sun**
- **The Town Mouse and the Country Mouse**
- **The Ant and the Grasshopper**



Composition

1. Compose a fable
2. Formulate a character description using physical and personality traits.

Instructional Text

Introduction to the Features of an Instructional text

Moral Education: To put our self in another person’s shoes.

Discuss with your child about the differences in personality traits. Guide your child to create a link from the plot to the moral of the fable.

Tell your child that an instruction text is a piece of non-fiction text that gives instructions on how to complete a task.

Engage your child in following instructions and then revisit the steps of instructions. Example – the instructions in a recipe book or the instructions we follow when walking in the park.

[English KS1/KS2: Aesop's Fables - 3. The Fox and the Crow - BBC Teach](#)

[English KS1/KS2: Aesop's Fables - 8. The Fox and the Grapes - BBC Teach](#)

[English KS1/KS2: Aesop's Fables - 13. The Ant and the Grasshopper - BBC Teach](#)





Encourage your child to put himself/herself in **another person’s shoes which** involves perceiving a situation from someone else’s point of view, imagining what they might want and how they might feel. Sliding into someone else’s



The Winchester School, Jebel Ali

Family Learning Newsletter- Year 3 October 2025



	<p>To show compassion towards our self and others.</p> <p>Leadership Gemstones – Fluorite Diversity – Celebrates unique perspectives and fosters inclusivity.</p> <p>Key Value - Celebrate different ideas and perspectives.</p>	<p>shoes helps your child understand another person’s motives and emotions.</p> <p>Encourage your child to understand and appreciate the uniqueness in others.</p> <p>Engage your child in listening to ideas and to appreciate the differences in ideas and backgrounds.</p>	
<p>Mathematics</p> <p>Number- Addition and Subtraction</p>	<p>Addition and Subtraction</p> <ul style="list-style-type: none"> To add and subtract two digit and three-digit numbers. To attempt one step and two step word problems. (both operations) <p>Inverse Operation (Addition and Subtraction)</p> <ul style="list-style-type: none"> To recognize and use inverse relationship between addition and subtraction and use this to check calculations. 	<p>Talk to your child about subtracting numbers mentally. E.g. $500-200= 300$ and $356-100= 256$</p> <p>Share with your child how word problems help understanding in real life context. e.g.</p> <p>Amy likes fruit salad. She goes to the shops and buys 12 bananas, 13 apples and 27 oranges. Her team mate, Kate buys 13 bananas, 10 apples and 15 oranges. How many pieces of fruit did they buy in total?</p> <p>I bought a pack of 80 sweets and shared them equally between my friend and sister. How many sweets did each get?</p> <p>Challenge your kids with such real-life situations:</p> <div data-bbox="884 1149 1518 1511" style="border: 2px solid black; padding: 10px;"> <p>Can you work these calculations out?</p> <p>There are 726 members of the football club.</p> <p>48 are chosen to play in this week’s games.</p> <p>How many players are left?</p>  </div>	<p>https://www.turtlediary.com/game/three-digit-subtraction-without-regrouping.html</p>  <p>Brain Workout- Subtraction</p>



The Winchester School, Jebel Ali

Family Learning Newsletter- Year 3 October 2025



Use RUCSAC to solve word problems:

- R** **Read** Read the question carefully
- U** **Underline** Underline the keywords and numbers
- C** **Choose** Choose the correct operation(s) and a mental or written method of calculation.
- S** **Solve** Solve it! Make sure you follow the steps.
- A** **Answer** Check that you've answered the question. What did you need to find out in the first place?
- C** **Check** Check your answer. Use another method or checking technique (was it close to your estimate?)

Measurement – Money

To add and subtract amounts of money to give change, using both £ and p in practical contexts.

Talk about why we need money in our daily life. Let your child compare the cost of same items in different shops like clothes and shoes.

Ask questions like which you will prefer? Why? How will you find the cost difference?

Play board games which includes money.



Luke has 58 marbles.
Jade has half as many marbles as Luke.
How many marbles had Jade got?



BrainWorkouts
at MathPlayground.com

		2
—		
		3

5 7 0 4 9 6 1

Word Problems- Mixed

◀ Elijah's basketball team scored 87 points in their game today. They scored 52 points in their last game. How many more points did they score this time?

Answer: points

Hint

Submit



Addition and subtraction word problem



The Winchester School, Jebel Ali

Family Learning Newsletter- Year 3 October 2025






		<p>Challenge –</p> <ol style="list-style-type: none"> 1. I buy a Twix for 56p and 2 Mars bars that cost 49p each. How much change will I get if I pay with a five pound note?  <ol style="list-style-type: none"> 2. Jamie buys a Twirl for 35p and a Double Decker for 40p and a Galaxy for 70p. How much money did he spend altogether? 	
<p>Science</p>	<p><u>Bones and Skeleton: Muscles</u></p> <ul style="list-style-type: none"> • To investigate if length of the femur affects the length of the stride. • To identify and understand the importance of muscles in our body. <p><u>Rocks and Soil</u></p> <ul style="list-style-type: none"> • To compare and contrast the layers of the earth. 	<p>Discuss the steps of investigation- Aim, Prediction, Material, Fair test, Method, Observation, Conclusion.</p> <p>Talk how bones would not move correctly if the muscles won't work together as a team.</p> <p>Use a simple rubber band or string to demonstrate how muscles contract and expand. You can create a simple "muscle" by wrapping a rubber band around two sticks and showing how they move to pull or extend.</p> <p>Encourage your child to notice how their own muscles feel when they stretch or squeeze something. Go on a tour of your local area – Park, garden or building compound.</p> <p>Encourage your child to sort the rocks by size, shape, or texture. Let your child draw their favourite rock and describe it in one sentence.</p>	<p>Bones and Skeletons</p>  <p>https://www.bbc.co.uk/bitesize/articles/zpbxb82</p> <p>Rocks and Soil</p> <p>https://www.bbc.co.uk/bitesize/articles/zgqkcmn#zmnqgfr</p>



The Winchester School, Jebel Ali

Family Learning Newsletter- Year 3 October 2025



	<ul style="list-style-type: none"> To explain how soil is formed and identify different types of soil. To explore the different types of soil based on their functions and similarities. 	<p>Discuss with your child the different types of soil and the different layers of soil.</p>	
<p>Humanities</p> <p>Geography</p>	<p><u>The United Kingdom: Countries and Cities</u></p> <ul style="list-style-type: none"> To name and locate the countries, the capital cities of the countries and the major cities of the United Kingdom To use the eight points of a compass to describe the location of the countries and cities of the UK. 	<p>Encourage your child to locate and label the world's continents and oceans on a map of the world.</p> <p>Encourage your child to locate the United Arab Emirates and its surrounding seas on a map of the world. Next, locate your home country and then the United Kingdom, its countries and surrounding seas on the map.</p> <p>Share time together locating the capital city of the United Arab Emirates on a map. Next, locate the capital city of your home country, then the capital city of the United Kingdom and the capital cities of the countries of the UK on a map.</p> <p>Talk about the capital city of the UAE, the capital city of your home country and the capital cities of the UK. Play a game - who can locate them the quickest on a map.</p> <p>Talk about the key cities of the UAE, your home country, and the UK.</p> <p>Encourage your child to locate the United Arab Emirates and its surrounding seas on a map of the world. Locate your home country and then the United</p>	 <p>Location of the UK on the world map.pdf</p> <p>The UK- Countries and Cities.pdf</p> <p>Key vocabulary: United Kingdom, countries, England, Scotland, Wales, Northern Ireland, Great Britain, capital city, London, Edinburgh, Cardiff, Belfast</p>



The Winchester School, Jebel Ali

Family Learning Newsletter- Year 3 October 2025



	<p><u>The United Kingdom: Rivers and Seas</u></p> <p>To name and locate the rivers and seas of the United Kingdom on a map.</p>	<p>Kingdom, its rivers and surrounding seas and ocean on a map.</p> <p>Talk about the key rivers and seas and their importance.</p> <p>Share time together following a river on a map to find where it starts (source) and ends (mouth).</p>	<p>The United Kingdom- Rivers and Seas.pdf</p> <p>Key vocabulary: river, sea, North Sea, English Channel, Irish Sea, Atlantic Ocean, River Thames, River Severn, River Tay, River Bann</p>
<p>Arabic for Arabs</p>	<p>* بيت وسط العاصفة*</p> <p>أن يحدد عناصر القصة أن يحلل عناصر القصة أن يفسر التلميذ المفردات الجديدة في القصة أن يقرأ التلميذ قراءة جهرية سليمة مراعياً التنغيم والضبط السليم أن يجيب التلميذ عن أسئلة تظهر فهمه للفكر الرئيسية والفكر الفرعية مستعيناً بالنص أن يحدد التلميذ عناصر القصة أن يقرأ قراءة جهرية سليمة مراعياً التنغيم والضبط السليم أن يجيب عن أسئلة تظهر فهمه للفكر الرئيسية والفكر الفرعية أن يجمع كلمات من محيط لغوي واحد موضعاً الفرق في دلالاتها (مطر) نشيد</p> <p>أن يوظف التلميذ المفردات الجديدة في النص في سياقات جديدة أن يطرح التلميذ أسئلة عن الفكرة الرئيسية والفكر الفرعية في نصوص شعرية مبدئياً رأيته في المضمون أن يحدد التلميذ بعض الجماليات في النص أسلوب التعجب</p>	<p>يستطيع السيد ولي الأمر أن يساعد التلميذ عن طريق حث التلميذ على استخدام الكلمات الجديدة في تعبيراته داخل المنزل مساعدة التلميذ على القراءة السليمة لقصة " بيت وسط العاصفة" مساعدة التلميذ في الربط بين خبراته ومعلوماته السابقة وبين ما يتعرفه من معلومات جديدة مساعدة التلميذ في كيفية جمع كلمات من المحيط الذي حوله وتوظيفها في سياقات جديدة تدريب الطالب على إلقاء القصيدة إلقاءً صحيحاً مع تمثيل المعنى في نبرات الصوت مساعدة الطالب على كتابة جمل جديدة تحوي أسلوب التعجب حث التلميذ على معاونة الغير.</p> <p>يمكن لولي الأمر الدخول من خلال الرابط المرفق لموقع قناة اللغة العربية والتربية الإسلامية الخاص بمدرسة ونشستر ومتابعة التسجيلات الخاصة بالدروس ومشاركتها مع التلميذ وتدوين ما تعلمه في دفتره المدرسي</p>	<p>قناة اللغة العربية والتربية الإسلامية بمدرسة ونشستر</p>



The Winchester School, Jebel Ali

Family Learning Newsletter- Year 3 October 2025



	<p>أن يكون جمل أسلوب تعجب ((ما – أفعل- الاسم – علامة التعجب) محاكيًا النمط - أن ينشئ جملًا فعلية بسيطة</p>		
Arabic for Non-Arabs	<p>دكان الملابس (Clothes shop)</p> <ul style="list-style-type: none">- To distinguish between the different clothes.- To create sentences about clothes.- To describe the cloth shop using new vocabulary and adjectives.- To describe the weather case in four seasons.- To express his opinion in different clothes.	<p>In every lesson, we provide the students with new words with their meanings to help your child memorize and use in sentences of his/her own.</p> <ul style="list-style-type: none">-Ask your child to speak about his favorite clothes.-Ask your child to describe the clothes shop which he visited before.- Go through the links on the Arabic YouTube channel so that you can help your child learn more at home about the topic.	<p>Arabic and Islamic YouTube Channel</p>
Islamic for Arabs	<p>الإيمان بالرسول عليهم السلام أن يستنتج الحكمة من إرسال الرسل أن يبين بعض صفات الرسل عليهم السلام أن يعدد أولى العزم من الرسل</p> <p>الطهارة ونواقض الوضوء</p> <p>أن يبين المقصود بالطهارة أن يحدد نواقض الوضوء أن يبين آداب قضاء الحاجة</p> <p>حديث أحب الخير لأخي أن يبين المعنى العام للحديث الشريف أن يدلل على حب الخير للآخرين أن يقيم بعض المواقف الحياتية</p>	<p>مساعدة التلميذ في معرفة الحكمة من إرسال الرسل عليهم السلام مساعدة التلميذ في تصميم مخطط ذهني عن صفات الرسل عليهم السلام</p> <p>حث التلميذ على معرفة المقصود بالطهارة توفير فيديوهات تعليمية عن نواقض الوضوء مساعدة التلميذ في معرفة آداب قضاء الحاجة مساعدة التلميذ في معرفة المعنى العام للحديث الشريف مساعدة التلميذ في معرفة الهدايا الواردة في الحديث الشريف مساعدة التلميذ في حفظ الحديث الشريف</p>	<p>قناة اللغة العربية والتربية الإسلامية بمدرسة ونشستر</p>
Islamic for Non-Arabs	<p>Biography (The prophet PBUH loves work)</p> <p>To show that the prophet (PBUH) worked in sheep grazing at the beginning of his life To identify some qualities of the prophet (PBUH) when at work.</p>	<p>Please encourage your child to memorize the Hadith Help your child to watch the story life of prophet Mohammed (PBUH) Pick to your child some real situations of importance of prayer in time.</p>	<p>Winchester school YouTube Channel</p>



The Winchester School, Jebel Ali

Family Learning Newsletter- Year 3 October 2025



	<p>Noble Hadith (excellence of prayer) To demonstrate the importance of prayer. To make sure to perform the 5 Daily prayers on time.</p>	Go through the links on the Arabic YouTube channel so that you can help your child learn more at home about the topic.	
<p>UAE Social Studies for Arabs</p>	<p>موقع بلادي الوحدة الأولى أن يتعرف مفهوم الموقع الجغرافي أن يحدد موقع دولة الإمارات أن يميز بين المعالم الطبيعية الموجودة على أرض الإمارات</p>	<p>مساعدة الطالب في معرفة موقع الإمارات مساعدة الطالب في تحديد موقع الإمارات على خريطة العالم مساعدة الطالب على معرفة بعض معالم الإمارات</p>	
<p>Physical Education</p> <p><u>First Week:</u></p> <p><u>Second Week</u></p> <p><u>Third week</u></p> <p><u>Fourth Week</u></p>	<p>Basketball: Dribble with walk, stop and pass.</p> <p>Basketball: Dribble with walk, stop and shoot.</p> <p>Soccer: Passing & receiving.</p> <p>Sports day practice: Obstacle race, 50m Running Race, etc.</p>	<p><u>Talk and encourage the children to do the following:</u></p> <p><u>Proper warm up</u></p> <p>The Students will do the proper warm up and will practice the skills with basic rules.</p> <p>Follow the links for the skills and rules</p> <p><u>Cooldown</u> After the game students will do proper cooldown activity.</p>	<p>Dribble, Jump Stop, \u0026 Pass Drill.mp4</p> <p>Jump Stop Shooting Drill.mp4</p> <p>Football - Passing and Receiving.mp4</p> <p>Obstacle relay.mp4</p>
<p>Information and Communications Technology</p> <p>Turtle Logo Programming</p>	<p>To create programs in Turtle Logo programming language.</p>	<p>Logical thinking and problem-solving skills. Encourage your child to explore the different commands given to the turtle in Turtle programming and create programs to draw shapes.</p> <p><u>Activity:</u> Guide your child to create a Turtle Logo program to draw a square shape.</p>	<p>https://turtleacademy.com/lessons/1</p> <p>https://www.turtleacademy.com/lessons/12</p>



The Winchester School, Jebel Ali

Family Learning Newsletter- Year 3 October 2025



			https://www.transum.org/Software/Logo/
Music Mr. Kiko	<ul style="list-style-type: none"> Playing recorders Improving children's confidence and musicality through singing actions songs and chanting rhymes. Reading notes 	<ul style="list-style-type: none"> Encourage your child to practice recorder at home Encourage the child to sing action songs at home. 	Kinds of Notes (Year 03).mp4 Year03 Recorder Lesson Old Mc Donald.mp4
Music Mr. Sunil	Learning how to play the song "Mary had a little lamb" on recorder	<ul style="list-style-type: none"> Let the child practice at home, even though there will be squeaking. Be an audience. But better also check if the child is holding the recorder properly. 	
Music Mr. Joyson	<ul style="list-style-type: none"> Improving child's confidence and musicality through music rhythm reading stage 1 for beginners. We explore the relationship between quarter and eighth notes in 4/4 time 	<ul style="list-style-type: none"> Let the child understand the music note value and clap with the notes. Ask the child to perform it with any percussion instrument like maracas, tambourine or recorder 	
Moral, Social and Cultural Studies / Moral Education	<p><u>Working with Others</u> <u>Lesson 2: Our New Team</u> <u>Lesson 3: How Can We Work Together?</u></p> <p>To explore the importance of teamwork by learning to cooperate, share jobs, and help each other to reach a goal.</p> <p><u>Respect for Difference and Working with Others</u></p>	<p>Talk with your child about the meaning of teamwork. Share with your child the way your family works as a team (e.g. cooking, cleaning, planning an event). Encourage your child to take part in group activities where they can cooperate and share jobs.</p> <p>Talk about the small, kind actions that can make a big difference to others. Share examples of kind actions and respectful words.</p>	<p>How Can We Work Together.pdf</p> <p>Our New Team.pdf</p> <p>Key vocabulary: goal, together, work, team, teamwork, tasks, plan, join in, skills, leader.</p> <p>Helping Others Feel Good.pdf</p>



The Winchester School, Jebel Ali

Family Learning Newsletter- Year 3 October 2025



	<p><u>Lesson 4: Helping Others Feel Good</u></p> <p><u>Lesson 5: How Can I help?</u></p> <p>To explore ways, we can help others and make them feel good through kind actions and words.</p> <p><u>UAE Community</u></p> <p><u>Lesson 3: Life by the Sea</u></p> <p><u>Lesson 4: Life in Coastal Cities</u></p> <p>To explore life in coastal cities by the sea.</p>	<p>Encourage your child to notice when a friend needs help and to step in with a kind action.</p> <p>Talk about the seas around the United Arab Emirates and how they helped fishermen, pearl divers, and traders in the UAE.</p> <p>Share information about trade in the UAE, the goods exchanged, the lives of fishermen and pearl divers and the tools they used.</p> <p>Encourage your child to find out how pearls are made and what merchants traded.</p>	<p>How Can I help.pdf</p> <p>Key vocabulary: support, tasks, behaviour, angry, scared, shy, sad, bored, happy, confused, surprised</p> <p>Life by the Sea.pdf</p> <p>Life in Coastal Cities.pdf</p> <p>Key vocabulary: trap, fisherman, bail, merchants, trade, dhow, products, coastal, inland</p>
--	--	---	---