
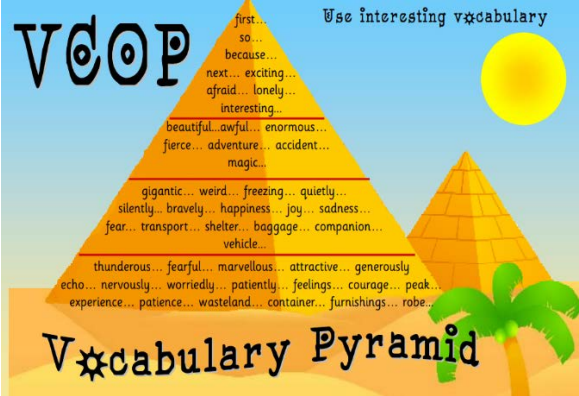

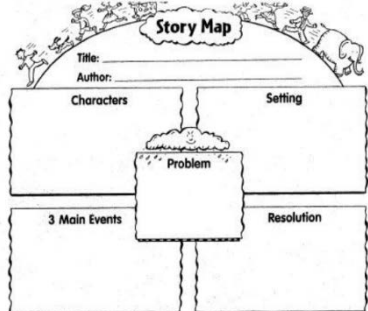




The Winchester School, Jebel Ali

Family Learning Newsletter- Year 3- September 2025




Area of learning	Focus	Activities to help your child at home	Useful Websites/Resources
<p>English- Literacy</p>	<p>Revision and curriculum expectations</p> <p>Spellings:</p> <ul style="list-style-type: none"> • Root Words • Prefixes <p>Punctuation: To use capital letters in sentences. To use end stops such as full stops, question marks or exclamation marks to end sentences.</p> <p>Grammar:</p> <ul style="list-style-type: none"> • To use adjectives for description • To define kinds of nouns • To use pronouns to avoid repetition. • To recognize the use of verbs in sentences. 	<p>Talk and Encourage your child to do the following:</p> <p>Talk to your child about root words and the change in the meaning of the word when we add a prefix.</p> <p>Encourage your child to match the root word to the prefix and to tell the difference in meaning.</p> <p>Speak to your child and engage him/her to describe things around the house. Guide your child to use interesting vocabulary to describe the objects, a character or a scenery.</p> <p>Encourage your child to annotate the Common nouns and Proper nouns found on the page of a story book.</p> <p>Point out that pronouns avoid repetition.</p> <p>Discuss the use of verbs in sentences. Write a sentence without verbs and ask your child to fill in the doing word to complete the sentence.</p> <p>Allocate a special time and place to read a book together. Read a selection of stories with characters, incidents and settings familiar to your child.</p> <p>Encourage your child to identify characters, settings, and main events. (Make a story map). Guide your child to recognise physical and personality traits of characters.</p>	<p><u>Parts of Speech</u></p>  



The Winchester School, Jebel Ali

Family Learning Newsletter- Year 3- September 2025



TEXT LEVEL:

Novel -The Penguin Who Wanted to Find Out

Reading Comprehension: Inference- Simple and Complex

A Home for Grandfather

Composition: Big Write

Character sketch-Description of a character

Art Activities:

- Make a flip book (character description)
- Design a cover page.
- Make a story map

How to write a character sketch...




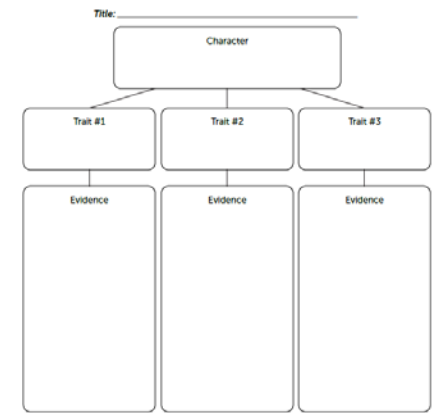
- **Paragraph One:** name, age, physical appearance, style of dress
- **Paragraph Two:** family, family background, home, friends
- **Paragraph Three:** character traits-personality with evidence
- **Paragraph Four:** Likes and dislikes of the character
- **Paragraph Five:** feelings, voice, fears, values and behavior

Enact a story with puppets or through role play.

Encourage your child to recognise physical and personality traits.

Flip Book: Make a flip book on the character traits of the main character.


- Cover Page
- Introduction to the main character
- Physical description of the main character.
- Personality traits with examples.
- Family and friends of the main character.
- The characters adventures in the story.
- The lessons learned by the main character.





The Winchester School, Jebel Ali

Family Learning Newsletter- Year 3- September 2025




To round the 2-digit and 3-digit numbers to nearest 10 and 100.

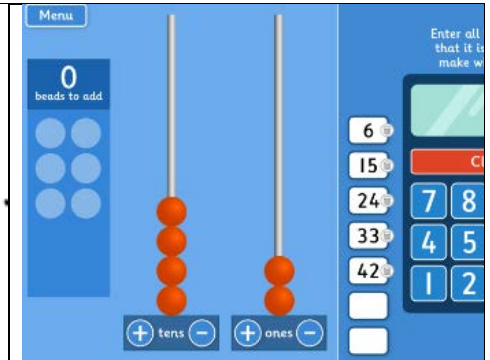
$$\begin{aligned} 346 &= 300 + 46 \\ &= 300 + 40 + 6 \\ &= 300 + 30 + 16 \\ &= 200 + 120 + 26 \end{aligned}$$

Encourage them to skip count up to 100 and back to reinforce their number knowledge. Make it challenging by starting with a random number e.g. 51,61

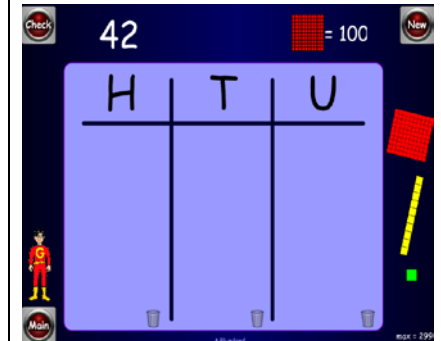
Share how word problems help understanding in real life context. e.g.

My mystery number has 2 digits.
The sum of the two numbers is 5.
The number in the tens place is one less than the number in the ones place. What is my number?







[Place Value- Arrays Game](#)






The Winchester School, Jebel Ali

Family Learning Newsletter- Year 3- September 2025



My mystery number has 3 digits, the sum of which is 8. There is a 4 in the tens place. The other two numbers are identical. What is my mystery number?



Math challenge:

Find all numbers you land on when you skip count by 5 up to 1000.



Science

UNIT I - Animal Including Humans (Skeleton and Muscles)

To describe the various functions of the human skeletal system.

To explore the key features of the Vertebrate and Invertebrate groups.

To compare the different types of skeletons- endoskeleton, exoskeleton and hydrostatic.

Share with the children a printed or cut-out skeleton puzzle. Ask them to assemble the bones in the correct order. You can challenge them to label each bone as they go along.

Create a simple model of the human skeleton. Using materials like cotton buds, straws, or pasta.

Talk to your child about the vertebrates and invertebrates. What makes them different from each other.


Ask your child to find pictures of various animals (both vertebrates and invertebrates) from magazines or print them from the internet. They can then cut out the pictures and glue them onto a

Animal Including Humans (Skeleton)

Invertebrates vs Vertebrates

An invertebrate is a cold-blooded animal with no backbone. Invertebrates can live on land—like insects, spiders, and worms etc.

Example



Vertebrates are animals that possess a vertebral column and/or notochord at any point in their lives.

Example


To learn more about vertebrates and invertebrates, click on the link below:

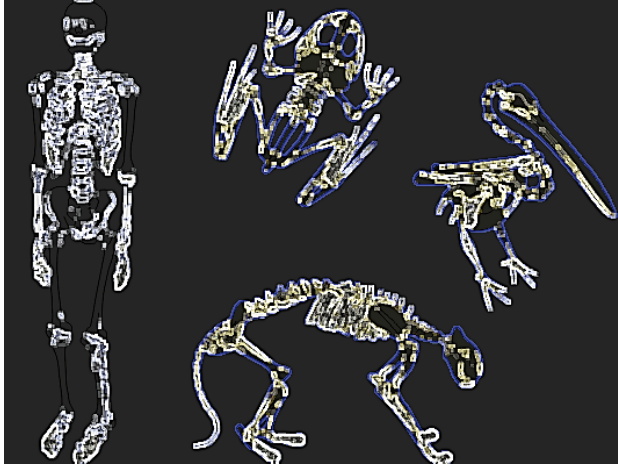

<https://www.bbc.co.uk/bitesize/articles/zp6g7p3>



The Winchester School, Jebel Ali

Family Learning Newsletter- Year 3- September 2025




		<p>large sheet of paper. Draw a line down the middle of the page and create two sections: one for vertebrates and the other for invertebrates. Children can also categorize them further by adding labels (e.g., mammals, birds, insects, etc.)</p> <p>Encourage your child to do interactive Activities: Find and stick pictures of different vertebrate and invertebrate animals.</p>	
Humanities History	<p><u>The Stone Age – Introduction</u> To explore how early man survived in the Stone Age.</p> 	<p>Talk about the Stone Age and the change in tools over time.</p> <p>Share with your child the survival skills of people living in the Stone Age.</p> <p>Encourage your child to read about the Stone Age and the lives of the people during that period in time.</p> <p>Key vocabulary: prehistory, prehistoric, flint, spear, axe, bow and arrow, mammoth, marrow, archaeologist, artefact, evidence, source, migration, hunter-gatherer, survival, Bear Grylls.</p>	<p>The UAE on a world map.pdf</p> <p>KS1 World map poster.pdf</p> <p>The Stone Age.pdf</p> <p>The Stone Age - Facts.pdf</p> <p>Reading Text Stone Age .pdf</p>
Moral, Social and Cultural Studies	<p><u>Respect for Difference</u> <u>Lesson 1: We Are All Different</u> <u>Lesson 2: Respect is a Duty</u></p>	<p>Talk about your similarities and differences with regard to your favourite food, sport and book.</p>	<p>We Are All Different.pdf</p> <p>Respect is a Duty.pdf</p>



The Winchester School, Jebel Ali

Family Learning Newsletter- Year 3- September 2025




	<p>To explore our similarities and differences and respect them.</p> <p><u>Respect for Difference</u> <u>Lesson 1: How Would you like to be Treated?</u> <u>Lesson 2: Put Yourself in My Shoes</u></p> <p>To explore ways to treat others and how we would like to be treated.</p> <p><u>Working with Others</u> <u>Lesson 1: Good Morning, School</u> <u>Lesson 2: At School with My Friends</u></p> <p>To explore school rules.</p>	<p>Share with your child examples of how people around the world live differently, including languages, traditions and celebrations.</p> <p>Encourage your child to read or watch a story about children from different cultures or backgrounds.</p> <p>Talk about the ways you would like to be treated and how well you understand the feelings of other people.</p> <p>Share examples of kind actions, respectful words and what you would like to hear people say to you.</p> <p>Encourage your child to be kind, respectful and sympathetic to friends, family, teachers and support staff.</p> <p>Talk about school rules, classroom behaviour and what it means to behave responsibly.</p> <p>Share behaviour that helps learning and behaviour that stops learning.</p> <p>Encourage your child to think about the importance of school rules and classroom behaviour.</p>	<p>Key vocabulary: similar, different, respect, duty, care, needs</p> <p>How Would you Like to be Treated.pdf</p> <p>Put Yourself in My Shoes.pdf</p> <p>Key vocabulary: feeling, emotion, kind, mean, friendly, behaviour, understanding, sympathy, smile</p> <p>Good Morning School.pdf</p> <p>At School with My Friends.pdf</p> <p>Key vocabulary: results, respect, idea, special, behaviour, freedom, rules, personality</p>
--	---	--	--



The Winchester School, Jebel Ali

Family Learning Newsletter- Year 3- September 2025



Arabic for Arabs

قصة ملك الحكايات

أن يحدد عناصر القصة
أن يحلل عناصر القصة
أن يفسر التلميذ المفردات الجديدة في القصة
أن يقرأ التلميذ قراءة جهرية سليمة مراعيًا
التنغيم والضبط السليم
أن يجيب التلميذ عن أسئلة تظهر فهمه للفكرة الرئيسة
والفرعية
أن يجمع كلمات من محيط لغوي واحد موضحًا الفرق في
دلالاتها

الجملة الاسمية والفعلية

أن يفرق المتعلم بين الاسم – الفعل –
الحرف
أن يميز المتعلم الجملة الاسمية
أن يميز المتعلم الجملة الفعلية
ان يفرق المتعلم بين الجملة الاسمية
والجملة الفعلية

نشيد أحب الخير

أن يطرح التلميذ أسئلة عن الفكرة الرئيسة والفكر
الفرعية في نصوص شعرية، مبدئيًا رأيه في
المضمون
أن يحدد التلميذ بعض الجماليات في النص
أن يميز التلميذ بعض الأساليب الإنشائية
والخبرية
أن يعدد التلميذ فوائد العمل

البرقية

أن يصمم برقية تتضمن (المرسل إليه –
عنوان المرسل إليه – التحية – الختام – اسم
المُرسل)

همزة الوصل والقطع

أن يميز المتعلم همزة الوصل
أن يميز المتعلم همزة القطع
أن يفرق المتعلم بين همزة الوصل والقطع

يستطيع السيد ولي الأمر أن يساعد الطالب عن طريق

مساعدة الطالب على استخدام الكلمات الجديدة في
تعبيراته داخل المنزل
مساعدة الطالب على القراءة السليمة للنصوص
المدرسة .
مساعدة الطالب في الربط بين خبراته ومعلوماته
السابقة وبين ما يتعرف عليه من معلومات جديدة
مساعدة الطالب في الحديث مستخدمًا الجملة
الاسمية والفعلية
مساعدة الطالب في البحث عن أبيات شعرية تحوي
جمل اسمية وفعلية
يمكن لولي الأمر الدخول من خلال الرابط المرفق
لموقع قناة اللغة العربية والتربية الإسلامية الخاص
بمدرسة وينشستر ومتابعة التسجيلات الخاصة
بالدروس ومشاركتها مع التلميذ وتدوين ما تعلمه في
دفتره المدرسي.

قناة اللغة العربية والتربية الإسلامية بمدرسة ونشستر


الجملة الفعلية الجملة الاسمية

همزة الوصل والقطع



The Winchester School, Jebel Ali

Family Learning Newsletter- Year 3- September 2025




Arabic for Non-Arabs	<p>الأماكن من حولي Places Around Me</p> <ul style="list-style-type: none">- To distinguish between the different places.- To create sentences about the places.- To describe Dubai using new vocabulary and adjectives.- To express his opinion in different places.- To compare between two places.	<p>In every new lesson, we provide new words with their meanings. Help your child to memorize them and use them in sentences on his/her own.</p> <ul style="list-style-type: none">- Help your child to link between the picture and the word.- Ask your child to draw the places and describe them. <p>- Go through the links on the Arabic YouTube channel so that you can help your child learn more at home about the topic.</p>	<p>Learn Arabic Writing</p> <p>PLACES IN ARABIC</p> <p>ARABIC COLOURS</p> <p>Arabic and Islamic YouTube Channel</p>
Islamic for Arabs	<p>سورة العلق أن يتلو التلميذ السورة تلاوة صحيحة. أن يستنتج التلميذ المعنى الإجمالي للسورة. أن يوضح التلميذ مراحل نمو الإنسان من خلال السورة.</p> <p>بر الوالدين أن يحدد التلميذ مظاهر بر الوالدين . أن يدلل التلميذ على بر الوالدين. أن يستنتج التلميذ ثواب بر الوالدين.</p> <p>حسن الخلق: أن يحلل المعنى العام للحديث الشريف أن يستنتج بعض معاني مفردات الحديث . . أن يقيم بعض المواقف الحياتية المختلفة</p>	<p>يساعد ولي الأمر التلميذ في : فهم المعنى الإجمالي للسورة تلاوة السورة بأحكام التجويد الصحيحة معرفة بعض معاني مفردات الآيات الكريمة يشجع ولي الأمر الطالب على احترام الوالدين يشجعه على عمل الخير دائماً يشجعه على حب الناس. والالتزام بالبر في الحياة يشجع ولي الأمر التلاميذ على قراءة القرآن ملتزماً آداب التلاوة يمكن لولي الأمر الدخول من خلال الرابط المرفق لموقع قناة اللغة العربية والتربية الإسلامية الخاص بمدرسة ونشستر ومتابعة التسجيلات الخاصة بالدروس ومشاركتها مع التلميذ وتدوين ما تعلمه في دفتره المدرسي</p>	<ul style="list-style-type: none">• قناة اللغة العربية والتربية الإسلامية بمدرسة ونشستر• سورة العلق <p>بر الوالدين</p>
Islamic for Non-Arabs	<p>Surat Al-Alaq To recite Surat-ul-Alaq with Tajweed To explain the general meaning and the vocabularies contained in the verses. To apply Qalqalah in my recitation.</p>	<p>Talk to your child about honoring parents and why it is important. Ask your child to follow the etiquette of recitation.</p>	<p>https://www.youtube.com/watch?v=X-JXAbbUKQ4 https://www.youtube.com/watch?v=qDgJTt1qQ38</p>



The Winchester School, Jebel Ali

Family Learning Newsletter- Year 3- September 2025




	<p>To analyze the reason for the revelation of the verses (10-19). (The etiquette of Recitation)</p> <p>To explain the etiquette of recitation.</p> <p>To explain the importance of important of following the etiquette of recitation. (Honoring Parents)</p> <p>To explain the importance of honoring parents.</p> <p>To clarify the benefits of honoring parents in Islam.</p>	<p>Encourage your son\daughter to learn Surah- Al-Alaq.</p> <p>Encourage your son/daughter to learn the duaa taught in class.</p> <p style="text-align: center;">Go through the links on the Arabic and Islamic YouTube channel so that you can help your child learn more at home about the topic.</p>	<p>https://www.youtube.com/watch?v=70sSyf0r3UM</p> <p>https://www.youtube.com/watch?v=OugcY94GiCA</p>
<p>Physical Education</p> <p>Activity 1</p> <p>Activity 2</p> <p>Activity 3</p> <p>Activity 4</p>	<p>Fitness Activities</p> <p>Fitness Test</p> <p>Basketball: Dribbling while moving</p> <p>Basketball: Passing and receiving</p>	<p><u>Talk and Encourage the children to do the following:</u></p> <p><u>Proper warm up</u> The Students will do the proper warm up and will practice skills with basic rules.</p> <p>Follow the links for the skills and rules.</p> <p><u>Cooldown</u> After the game students will do proper cooldown activity.</p>	<p>Fitness activities</p> <p>Fitness test</p> <p>Dribbling</p> <p>Passing and receiving</p>
<p>Information and Communications Technology</p> <p>Turtle Logo Programming</p>	<p>To create programs in Turtle Logo programming language.</p>	<p>Logical thinking and problem-solving skills.</p> <p>Encourage your child to explore the different commands given to the turtle in Turtle programming and create programs to draw shapes.</p> <p><u>Activity:</u> Guide your child to create a Turtle Logo program to draw a square shape.</p>	<p>https://turtleacademy.com/lessons/1</p> <p>https://www.turtleacademy.com/lessons/12</p> <p>https://www.transum.org/Software/Logo/</p>



The Winchester School, Jebel Ali

Family Learning Newsletter- Year 3- September 2025



Music Mr. Kiko	<ul style="list-style-type: none">Improving children's confidence and musicality through singing actions songs and chanting rhymes.Reading notes	<ul style="list-style-type: none">Encourage the child to sing action songs at home.Encourage the child to watch the kinds of notes video.	Kinds of Notes (Year 03).mp4
Music Mr. Sunil	<ul style="list-style-type: none">Learning how to play the song "Mary had a little lamb" on recorder.	<ul style="list-style-type: none">Let the child practice at home, even though there will be squeaking.Be an audience. But better also check if the child is holding the recorder properly.	
Music Mr. Joyson	<ul style="list-style-type: none">Learning how to play the recorder using notes G A B.	<ul style="list-style-type: none">Let the child practice at home, even though there will be squeaking.	
التربية الوطنية Social study	<p>النظام البيئي في كوكب الأرض</p> <p>1- أن يستنتج التلميذ مفهوم الموقع على سطح الكرة الارضية</p> <p>2- أن يستنتج التلميذ أهم مصادر الماء</p> <p>3- أن يستنتج العلاقة بين الإنسان والبيئة المحيطة به</p> <p>4- أن يحدد التلميذ أهمية الماء بالنسبة لكوكب الأرض</p> <p>5- أن يوضح أهمية الغلاف الجوي بالنسبة لكوكب الأرض</p>	<p>مساعدة التلميذ في التعرف على مفهوم الموقع على سطح الأرض</p> <p>مساعدة التلميذ في تحديد أهم مصادر الماء</p> <p>مساعدة التلميذ في توضيح العلاقة بين الإنسان والبيئة ودور الإنسان في المحافظة على البيئة المحيطة به</p>	قناة اللغة العربية والتربية الإسلامية بمدرسة ونشستر