



The Winchester School, Jebel Ali

Family Learning Newsletter -Year 6- September 2025



Area of Learning	Focus	Activities to help your child at home	Useful websites/Resources																		
English	<p><u>Spelling:</u></p> <p>To spell the words ending with suffixes –able and -ably. To spell the words ending with suffixes –able, -ible and – ibly</p> <table border="1" data-bbox="398 639 846 943"> <tr> <td colspan="3">suffix: an affix added to the end of a word</td> </tr> <tr> <th>SUFFIX</th> <th>MEANING</th> <th>EXAMPLE</th> </tr> <tr> <td>-able</td> <td>can be done</td> <td>preventable</td> </tr> <tr> <td>-y</td> <td>characterized by</td> <td>brainy</td> </tr> <tr> <td>-ed</td> <td>past-tense verb</td> <td>laughed</td> </tr> <tr> <td>-ness</td> <td>the state or quality of</td> <td>fondness</td> </tr> </table> <p><u>Punctuation:</u></p> <p>To use punctuation marks (full stops, commas, question marks, exclamation marks, speech marks, apostrophes, and brackets) accurately to clarify meaning and structure sentences correctly.</p>	suffix: an affix added to the end of a word			SUFFIX	MEANING	EXAMPLE	-able	can be done	preventable	-y	characterized by	brainy	-ed	past-tense verb	laughed	-ness	the state or quality of	fondness	<p>Talk to your child about enriching vocabulary. Tell them how adding different suffixes, a range of new words can be formed. A suffix always changes the meaning of the root word. It sometimes changes the part of speech as well.</p> <p>Share with your child the appropriate usage of suffixes to change the root word. For instance, if the root word is ending with ‘y’, it usually becomes ‘i’ before the suffix, E.g.: - rely- reliable. Similarly, if the root word ends in ‘e’, the ‘e’ is removed before adding –able/ -ably, E.g.: - admire admirable- admirably.</p> <p>Encourage your child to add different forms of suffixes to the root word and check how the meaning of the word changes. Motivate them to widen their vocabulary with use of appropriate suffixes.</p> <p>Discuss the importance of punctuation in reading and writing: <i>“What happens when a sentence doesn’t have a full stop?”</i></p> <p>Share with your child how punctuation affects meaning and tone: <i>“Let’s say this sentence in two ways—with and without an exclamation mark!”</i></p> <p>Encourage your child to create a punctuation scavenger hunt in a favourite book.</p>	<p>https://www.bbc.co.uk/bitesize/subjects/zv48q6f</p> <p>https://www.oxfordowl.co.uk/</p>
suffix: an affix added to the end of a word																					
SUFFIX	MEANING	EXAMPLE																			
-able	can be done	preventable																			
-y	characterized by	brainy																			
-ed	past-tense verb	laughed																			
-ness	the state or quality of	fondness																			



The Winchester School, Jebel Ali

Family Learning Newsletter -Year 6- September 2025



Grammar:

Fronted Adverbials:

To identify and use fronted adverbials to add detail about time, place, manner, or frequency at the beginning of a sentence.

Tenses:

To recognise and use the correct verb tense (past, present, and future) consistently and accurately in spoken and written sentences.

Talk to your child about how we can move words and phrases to the front of a sentence to make writing more interesting. Give them examples like:

Before the sun set,

Without a sound,

Early in the morning,

Ask them to finish those sentence starters aloud.

Share with your child a book, news article or story and try to spot any fronted adverbials together. Highlight or write down a few. Talk about what effect they have on the sentence.

Encourage your child to write 3–5 sentences about their day using fronted adverbials. For example:

After breakfast, I packed my bag.

Excitedly, I ran onto the playground.

Talk to your child about different types of tenses—past, present, and future. Use real-life examples:


Yesterday, we walked to the shop. (past)

We are eating dinner now. (present)

Tomorrow we will visit Grandma. (future)

<https://www.topmarks.co.uk/english-games/7-11-years>

<https://www.bbc.co.uk/bitesize/subjects/zv48q6f>



Family Learning Newsletter -Year 6- September 2025

What is **Narrative Writing**?



Narrative writing is a form of storytelling that recounts events, experiences, or a sequence of events in a structured manner.

It typically includes elements such as characters, setting, plot, conflict, and resolution.

Through descriptive language and vivid imagery, narrative writing aims to engage the reader and evoke emotions while conveying a specific message or theme.

It can take various forms, including novels, short stories, memoirs, and anecdotes, and often employs techniques such as dialogue, pacing, and foreshadowing to create compelling narratives.



Link to Moral Education:

Moral Values- **'Leading with Respect'**

To communicate ideas clearly and respectfully in spoken and written English, promoting fairness, dignity, and respect for others' opinions and contributions.

blurbs and ask them to identify different elements of the story.

Encourage your child to read different stories and then discuss the common elements that they could find, let them make a list of the same and analyze the characters and settings that is explicit in these stories. Also encourage them to highlight transition words, figurative language, sensory words, use of speech marks to show dialogues in different stories.

Share with your child books of various genres to read and then discuss the common elements that they could find, let them make a list of the different elements in each story and emphasize on appropriate use of language.

Discuss the key conventions of story writing. Read a story together with your child. Ask if there are certain elements which could have been avoided. Or any specific feature that made the story interesting.

Talk to your child that respectful communication means listening as well as speaking. For example: "Telling stories and discussing books is a way we share and respect different points of view."

Encourage your child to model respect by listening to everyone's ideas and valuing their perspectives

<https://growyourmind.life/>



The Winchester School, Jebel Ali

Family Learning Newsletter -Year 6- September 2025



Mathematics

To read and write numbers up to 10,000,000 and determine the value of each digit



To order and compare numbers to 10 000 000.

To round any whole number to the nearest 10, 100, 1000, 10 000.

Encourage your child to play this game.

ACTIVITY

What to do

- Each person has a set of 0–9 cards.
- Lay out 7 cards.
- Use the cards to make the largest 7-digit number possible.
- Read your numbers to one another.
- The person with the larger number scores a point.
- Shuffle the cards and repeat.
- The winner is the first person to reach a score of 5.

You will need:

- 2 sets of 0–9 digit cards from a pack of playing cards (use Jacks to represent zero)

Variation

- Play the same game but make the smallest number.

Investigate & find a population of different countries. Write them in figures and arrange in ascending and descending order and round off to the nearest

1000, 10,000etc.



Each player rolls the dice or spins the spinner 4 times. Players record the digits in the order that they are generated to make one four-digit number. Each layer then rounds their number to the nearest 100 and scores that a number of points for the round.

For example:

[Really Big Numbers \(mathcats.com\)](http://mathcats.com)

[ordering-and-sequencingnumbers](#)

[Grade 6 Place Value & Scientific Notation Worksheets | K5 Learning](#)

[Rounding](#)
[Rounding Numbers Grid Worksheet Printout - EnchantedLearning.com](#)



The Winchester School, Jebel Ali

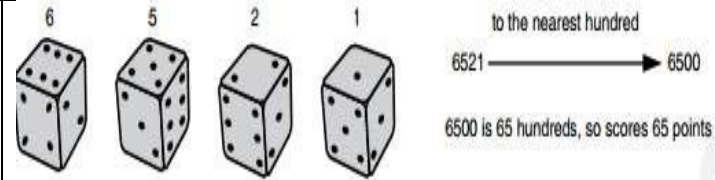
Family Learning Newsletter -Year 6- September 2025



To solve and create problems, which require answers to be rounded to specified degrees of accuracy

What is the number?

- The number has seven digits.
- It is smaller than 6 million but bigger than 5 million.
- The ones digit is the number of sides in a heptagon.
- The hundreds digit is cube root of 8.
- The ten thousands digit is the same as $320 \div 40$.
- The tens digit is the number of 90° angles in a circle.
- The thousands digit is $\frac{1}{4}$ of the ten thousands digit.
- The hundred thousands digit is a factor of all numbers.



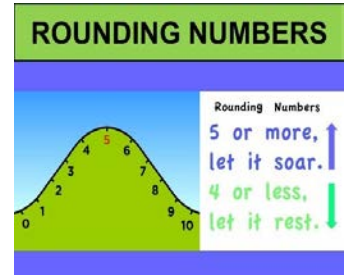
There are three dice, each of them with faces labelled from 1 to 6. When the dice are rolled they can be combined in six different ways to make a number less than 10 with two decimal places.

For example, if I roll a 2, a 3 and a 6, I can combine them to make 2.36, 2.63, 3.26, 3.62, 6.23 or 6.32.

Now round each of these numbers to the nearest whole number:
2.36 rounds to 2, 2.63 rounds to 3, 3.26 rounds to 3, 3.62 rounds to 4, 6.23 rounds to 6 and 6.32 rounds to 6.

Repeat for other rolls of the dice.

Can each of the six numbers round to the same whole number?
Can each of the six numbers round to a different whole number?



[Ipad Apps:](#)

[Rounding whole numbers](#)

[Decimal rounding](#)



The Winchester School, Jebel Ali

Family Learning Newsletter -Year 6- September 2025



Science- Working Scientifically

To plan and conduct scientific enquiries to answer questions, including recognising and controlling variables where necessary.



Fossils



To describe how fossils are made.
To be able to describe in detail the different types of fossils with illustrations.

Inheritance

To identify traits that individuals have inherited from their parents.



Talk about the importance of fair test in an investigation.

Share how scientific method is used in everyday life. For example: What is effect of different liquids on plant growth?

Discuss the importance of making hypothesis, analysis of data in a conclusion and making evaluations

Talk About a recently found fossils, so you can update your child by sharing the information you have.

Explain what fossils are. How they were found?

Research on paleontology which is the study of the history of life on Earth as based on fossils

Scientific skills: Using scientific reasoning, make hypotheses about the fossil's life history

Create a Trait Checklist

Ask your child to prepare a list of common inherited traits. Here's an example list (you can provide or they can write their own):

Eye color, Hair color, Earlobe type (attached or free-hanging), Tongue rolling (can/cannot roll tongue), Dimples (yes/no), Freckles (yes/no)

Self-Observation Time

Using a mirror, have the student examine their own features and record what traits they have.



<https://www.bbc.co.uk/bitesize/topics/z9bbkqt/articles/zt3ntrd>


<https://www.bbc.co.uk/bitesize/topics/z9bbkqt/articles/z22g7p3>





The Winchester School, Jebel Ali

Family Learning Newsletter -Year 6- September 2025



		Write down who in the family has the same trait.	
<p>Humanities</p> <p>History</p> <p><u>Earliest civilisations</u></p>	<p>To explore the earliest civilisations.</p> <p>Key vocabulary: Ancient Sumer; The Indus Valley; Ancient Egypt; The Shang Dynasty of Ancient China; Ancient Greece.</p>	<p>Talk to your child about the earliest civilisations.</p> <p>Share with your child the achievements of the earliest civilisations.</p> <p>Encourage your child to research when and where the earliest civilisations appeared.</p>	<p>The UAE on a world map.pdf</p> <p>KS1 World map poster.pdf</p> <p>Earliest Civilisations.pdf</p>
<p><u>Ancient Egypt</u></p>	<p>To explore the different ways in which ancient Egyptians lived and worked.</p> <p>Key vocabulary: Ancient Egypt, Egyptian, civilization, BCE, CE, kingdoms, wealth, exhibit.</p>	<p>Talk to your child about the different aspects of life in ancient Egypt and the ways in which ancient Egyptians lived and worked.</p> <p>Share with your child the need for different roles in ancient Egypt and their importance.</p> <p>Encourage your child to locate and label the ancient Egyptian civilisation and significant ancient Egyptian landmarks on a map.</p>	<p>Ancient Egyptians.pdf</p>
<p><u>Life in ancient Egypt</u></p>	<p>To explore what was important to people during ancient Egyptian times.</p> <p>Key vocabulary: ancient, Egypt, Egyptian, civilisation, evidence, essential, crops, silt, fertilized, canals, irrigation, flax, papyrus, replenish.</p>	<p>Talk with your child about the different occupations people had during ancient Egyptian times.</p> <p>Share with your child the important of the River Nile to everyday life in Egypt.</p>	<p>Life in Ancient Egypt.pdf</p>
<p><u>Meeting the Maya</u></p>	<p>To explore facts about the Maya civilisation.</p> <p>Key vocabulary: civilisation, Mesoamerica</p>	<p>Encourage your child to compare ancient Egypt to other civilisations in the world in existence at the same time.</p> <p>Talk to your child about the greatest achievements of the Maya civilisation in architecture, astronomy, Mathematics, their written language, agriculture and the like.</p>	<p>Meeting the Maya.pdf</p>



The Winchester School, Jebel Ali

Family Learning Newsletter -Year 6- September 2025



Mesopotamia and Agriculture

To explore the Sumerian civilization and the development of agriculture.

Key vocabulary: soil, Sumerian Civilization, Indus Valley Civilization, agriculture, domestication, plough, adapt, Euphrates, Tigris, Fertile Crescent

Ancient China - Shang and Zhou Dynasties

To explore the ancient Chinese civilization and their dynasty system.

Key vocabulary: government, monarchy, inheritance, hierarchy, wealth, poverty, Shang, Zhou, dynasty



Talk to your child about the Sumerian Civilization and why they settled in Mesopotamia.

Share with your child how the Sumerians first started using plants and animals in agriculture and farming. Discuss the domestication of animals and its benefits.

Encourage your child to draw the Euphrates and Tigris Rivers and the Fertile Crescent on a map.

Talk with your child about life in Ancient China.

Share with your child how different people in society made wealth in Ancient China.

Encourage your child to explore the difference between the governments of the Shang and Zhou dynasties of Ancient China.



[AGRICULTURE AND THE SUMERIAN CIVILIZATION.pdf](#)



[ANCIENT CHINA.pdf](#)



The Winchester School, Jebel Ali

Family Learning Newsletter -Year 6- September 2025



Arabic for Arabs

(المسكية في مدح خير البرية (شعر
أن يحلل التلميذ النص تحليلًا أدبيًا
أن يحدد التلميذ أساليب إنشائية وخبرية وأساليب بلاغية في
القصيدة
أن يحدد التلميذ التلميذ الفكرة العاطفة في القصيدة
(جلم و جهل (قصة
أن يحدد التلميذ الفكرة الرئيسة والأفكار الداعمة
أن يحلل التلميذ النص تحليلًا لغويًا
(أن يحلل التلميذ عناصر القصة (التطور الزمني و المكاني
أن يحدد التلميذ أساليب الأمر والنهي في النص
أن يحدد التلميذ علاقات التضاد والترادف بين الكلمات
الهمزة المتطرفة على ألف
أن يكتب التلميذ كلمات بها همزة متطرفة على ألف
أن يحدد التلميذ مواضع كتابة الهمزة المتطرفة على ألف
الجملة والتركيب
أن يميز التلميذ بين الجملة والتركيب
أن يوظف التلميذ التركيب والجملة التامة في تحدته وكتابات
الإبداعية مع الضبط وفقا لقواعد النحو
مقدمة- في خط الرقعة -
أن يميز التلميذ بين خط النسخ و خط الرقعة
أن يميز التلميذ بين الحروف التي تنزل عن السطر في خط
الرقعة

مساعدة التلميذ في البحث عن لغويات النص بالمعجم على الإنترنت
مساعدة التلميذ في كتابة ملخص لشرح الأبيات بالمنزل. مساعدة التلميذ في
تحديد التلميذ الفكرة و العاطفة في القصيدة
مساعدة التلميذ في قراءة القصة وتحديد الفكرة الرئيسة
مساعدة التلميذ في كتابة كلمات بها همزة متطرفة على ألف مع بيان سبب
كتابتها على ياء
تدريبه على إعراب وتوظيف التركيب والجملة التامة في كتاباته الإبداعية مع
الضبط وفقا لقواعد النحو

يمكن لولي الأمر الدخول من خلال الرابط المرفق لموقع قناة اللغة العربية
والتربية الإسلامية الخاص بمدرسة ونشستر ومتابعة التسجيلات الخاصة
بالدروس ومشاركتها مع التلميذ وتدوين ما تعلمه في دفتره المدرسي
في الخط يمكن لولي الأمر الدخول من خلال الرابط المرفق لمساعدته في شرح
خط الرقعة

[قناة اللغة العربية والتربية
الإسلامية بمدرسة ونشستر](#)

[الهمزة المتطرفة](#)

[الجملة والتركيب](#)

[أنواع الجمل وأغراضها](#)

[خط الرقعة](#)



The Winchester School, Jebel Ali




Family Learning Newsletter -Year 6- September 2025

<p>Arabic for Non-Arabs</p>	<p>Food and Health (الغذاء والصحة) To describes the restaurant in a paragraph. To describe the favourite food. To compare between the healthy and unhealthy food. To create noun sentences and verb sentences To describe the food in UAE in a paragraph. To express the opinion in different kinds of food. To analyse a text about food.</p>	<p>Go through the new words sent every week. Encourage your child to use these words in sentences or paragraph of their own. Ask your child to describe his food. Talk to your child about healthy food. Go through the links on the Arabic and Islamic YouTube channel so that you can help your child learn more at home about the topic.</p>	<p>Arabic and Islamic YouTube Channel</p>
<p>Islamic for Arabs</p>	<p>سورة السجدة أن يشرح التلميذ المعنى الإجمالي لبعض الآيات الكريمة. أن يستنتج التلميذ مظاهر قدرة الله تعالى في الآيات الكريمة. . أن يستنتج التلاميذ فضل سورة السجدة حديث وصايا الرسول أن يشرح التلميذ الوصايا الواردة في الحديث الشريف. أن يستنتج التلميذ المعنى الإجمالي للحديث الشريف . . أن يبين مايرشدنا إليه الحديث الشريف فرائض الصلاة وسننها ومكروهااتها أن يميز التلميذ بين فرائض الصلاة وسننها ومكروهااتها .</p>	<p>يساعد ولي الأمر الطالب من خلال : حث الطالب على حفظ أول 10 آيات من سورة السجدة حث الطالب على معرفة بعض معاني آيات سورة السجدة مساعدة ولي الامر للطالب في حفظ الحديث الشريف . مساعدة ولي الامر الطالب في معرفة وفهم المعنى العام للحديث الشريف تشجيع الطالب على الصلاة والحفاظ على سننها. مساعدة التلميذ في معرفة الفرق بين فرائض الصلاة وسننها ومكروهااتها مساعدة التلميذ في معرفة بعض الأدلة على فضل الصلاة في الإسلام يمكن لولي الأمر الدخول من خلال الرابط المرفق لموقع قناة اللغة العربية والتربية الإسلامية الخاص بمدرسة ونشستر ومتابعة التسجيلات الخاصة بالدروس ومشاركتها مع التلميذ وتدوين ما تعلمه في دفتره المدرسي.</p>	<p>قناة اللغة العربية والتربية الإسلامية بمدرسة ونشستر</p> <p>سورة السجدة</p> <p>حديث وصايا الرسول</p> <p>فرائض الصلاة وسننها ومكروهااتها</p>



The Winchester School, Jebel Ali

Family Learning Newsletter -Year 6- September 2025



	أن يتعرف التلميذ سجود السهو وكيفية. أن يقارن التلميذ بين مكروهات الصلاة ومبطلاتها.		
Islamic for Non-Arabs	<p>Lesson 1: Surat As-Sajdah (1-12) To explain the overall meaning of the verses. To conclude that Qur'an is the speech of Allah SWT with references from Qur'an, Hadeeth, Seerah, and rational evidence.</p> <p>Lesson 2: Recommendations of the prophet PBUH To explain the overall meaning of the hadith. To analyze the meaning of fate and the benefits of believing in it.</p> <p>Lesson 3: Life in Madinah after the Emigration To explain the main aspects of social life in Madiah. To analyze the effects of the unity of society.</p>	<p>Encourage your child to memorize the first 12 verses of Surat As-Sajdah.</p> <p>Encourage your child to memorize the hadith in English.</p> <p>Talk to your child about the importance of following the recommendations of the prophet PBUH with references from Qur'an and Hadeeth.</p> <p>Encourage Your child to memorize the verses by heart. Go through the links on the Arabic and Islamic YouTube Channel so that you can help your child learn more at home about the topic.</p>	<p>Arabic and Islamic YouTube Channel</p> <p>Surat ul Mulk</p>
التربية الوطنية Social study	<p>الحضارة</p> <p>1-أن يشرح التلميذ مفهوم الحضارة</p> <p>2-أن يوضح التلميذ عوامل قيام الحضارة</p> <p>3-أن يوضح التلميذ أهمية المحافظة على الآثار القديمة</p> <p>4-أن يناقش الآثار المترتبة على التواصل بين حضارة دولة الإمارات وحضارات الدول المجاورة</p>	<p>مساعدة التلميذ في فهم معنى كلمة حضارة</p> <p>مساعدة التلميذ في تحديد عوامل قيام الحضارة</p> <p>مساعدة التلميذ في التعرف على الآثار القديمة</p> <p>تحديد بعض الأماكن التراثية بدولة الإمارات وزيارتها</p>	<p>قناة اللغة العربية والتربية الإسلامية بمدرسة ونشستر</p>
French Unit 1 : Se présenter	<p>To greet someone in French.</p> <p>To introduce Self/ others in French.</p>	<p>Help your child to find the new vocabulary and to create their own dictionary.</p> <p>Create a presentation or poster to introduce yourself in French (name, age, birthday and gender) and share it with your parents.</p>	<p>Topic : Les salutations</p> <p>https://www.bbc.co.uk/bitesize/topics/zjcbjrj6/articles/zgnwr2p</p> <p>https://www.bbc.co.uk/bitesize/articles/z4c3382</p>



The Winchester School, Jebel Ali

Family Learning Newsletter -Year 6- September 2025



Encourage your child to read attached story to help him/her to expand their vocabulary.

Practice :



<https://quizlet.com/148469019/les-salutations-flash-cards/>

<https://quizlet.com/148469019/gravity>

<https://quizlet.com/au/439380264/les-instructions-de-la-classe-flash-cards/>

<https://quizlet.com/439380264/match>

<https://www.liveworksheets.com/cd1244476hj>

Reading:

[https://www.liveworksheets.com/worksheets/fr/Fran%C3%A7ais Langue %C3%89trang%C3%A8re \(FLE\)/Se pr%C3%A9senter/Compr%C3%A9hension %C3%A9crite qx2800378nc](https://www.liveworksheets.com/worksheets/fr/Fran%C3%A7ais%20Langue%20Fran%C3%A7aise%20(FLE)/Se%20pr%C3%A9senter/Compr%C3%A9hension%20C3%A9crite%20qx2800378nc)

[https://www.liveworksheets.com/worksheets/fr/Fran%C3%A7ais Langue %C3%89trang%C3%A8re \(FLE\)/Se pr%C3%A9senter/Compr%C3%A9hension %C3%A9crite qx2800378nc](https://www.liveworksheets.com/worksheets/fr/Fran%C3%A7ais%20Langue%20Fran%C3%A7aise%20(FLE)/Se%20pr%C3%A9senter/Compr%C3%A9hension%20C3%A9crite%20qx2800378nc)

[https://www.liveworksheets.com/worksheets/fr/Fran%C3%A7ais Langue %C3%89trang%C3%A8re \(FLE\)/Se pr%C3%A9senter/Compr%C3%A9hension %C3%A9crite qx2800378nc](https://www.liveworksheets.com/worksheets/fr/Fran%C3%A7ais%20Langue%20Fran%C3%A7aise%20(FLE)/Se%20pr%C3%A9senter/Compr%C3%A9hension%20C3%A9crite%20qx2800378nc)


[https://www.liveworksheets.com/worksheets/fr/Fran%C3%A7ais Langue %C3%89trang%C3%A8re \(FLE\)/Se pr%C3%A9senter/Compr%C3%A9hension %C3%A9crite qx2800378nc](https://www.liveworksheets.com/worksheets/fr/Fran%C3%A7ais%20Langue%20Fran%C3%A7aise%20(FLE)/Se%20pr%C3%A9senter/Compr%C3%A9hension%20C3%A9crite%20qx2800378nc)



The Winchester School, Jebel Ali


Family Learning Newsletter -Year 6- September 2025



			<p>Se pr%C3%A9senter pf8 74312lb Worksheet https://www.lightbulblanguages.co.uk/resources/PrimaryFrench/greetings-vocab-builder-fr.pdf https://www.lightbulblanguages.co.uk/resources/PrimaryFrench/fr-saying-age-HA-LA.pdf</p> <p>Story reading</p>  <p>https://www.bbc.co.uk/bitesize/topics/zjxpyk7/articles/zhjhhbk</p>
<p>Physical Education</p> <p>Activity -1</p> <p>Activity - 2</p> <p>Activity - 3</p> <p>Activity - 4</p>	<p>Fitness Activities</p> <p>Fitness Test</p> <p>Football: Passing and receiving</p> <p>Football: Dribbling and shooting</p>	<p><u>Talk and Encourage the children to do the following:</u></p> <p><u>Proper warm up</u> The Students will do the proper warm up and will practice skills with basic rules.</p> <p>Follow the links for the skills and rules</p> <p><u>Cooldown</u> After the game students will do proper cooldown activity.</p>	<p><u>Fitness activities</u> <u>Fitness test</u> <u>5 Essential Passing and Receiving Drills - Training Drills To Improve First Touch & Passing Skills.mp4</u> <u>5 Essential Dribbling Drills Improve Your Dribbling With These Five Individual Training Drills (1).mp4</u> <u>Shooting skill</u></p>



The Winchester School, Jebel Ali



Family Learning Newsletter -Year 6- September 2025

<p>Information and Communication Technology</p>	<p>Topic Operating systems and their role in the computer system.</p> <p>To define an operating system and its importance</p> <p>To discuss the different tasks that an operating system performs.</p> <p>To describe the different types of operating systems and be able to compare them to each other</p>	<p>Health & Safety General safety in using a computer and e-safety rules, particularly if accessing the Internet.</p> <p>Encourage good posture when sitting at the computer.</p> <p>Research different types of computers available and learn basic hardware terminology.</p> <p>Customize your computer using the Control Panel in Windows.</p> <p>Discuss what troubleshooting means and what steps you can take to ensure the maximum performance of the hardware and software set up on the computer.</p> <p>Encourage to Create a Presentation based on the importance of operating system.</p>	<p>Computer devices - Digital devices - Computer Science Revision - BBC Bitesize</p>
<p>Music (Mr. Joyson)</p>	<p>Learning musical staff line note and space notes and play notes G A B in the recorder with the backing track</p> <p>Line notes E, G, B, D, F. Space notes F, A, C, E.</p>	<p>Let the child practice at home with the backing track, even though there will be squeaking.</p>	
<p>Music (Mr. Kiko)</p>	<p>Improving children's confidence and musicality through singing actions songs and chanting rhymes. Reading notes and rests</p>	<p>Encourage the child to sing action songs at home. Encourage the child to watch the kinds of notes video</p>	<p>https://www.timeout.com/new-york-kids/music/best-kids-songs Kinds of Notes and Rests.mp4</p>



The Winchester School, Jebel Ali



Family Learning Newsletter -Year 6- September 2025

Music (Mr. Sunil)	Learning how to play the song “UAE national anthem” on recorder	Let the child practice at home, even though there will be squeaking. Be an audience. But better also check if the child is holding the recorder properly.	
--------------------------	---	--	--