



The Winchester School

Year 7- Family Learning Newsletter –September- 2025

SUBJECT	FOCUS	ACTIVITIES	WEBSITES
ENGLISH	<p>TOPIC: Shakespeare</p> <p>LEARNING OBJECTIVES-</p> <ul style="list-style-type: none">❖ To develop research skills.❖ To further understand how the text reflects social and historical context in which Shakespeare lived and worked.❖ The use of various dramatic approaches to explore ideas, texts and issues.	<p>Activities: Guide your child to do the following activities:</p> <ul style="list-style-type: none">❖ Encourage your child to research on Shakespeare's life and prepare his time-line along with the works he had written.❖ Motivate your child to research on Elizabethan life and society, collect pictures of dressing styles and share the designs with you in the form of a scrapbook.❖ Together, we create a costume medley using the Elizabethan and present style of dressing. In brief notes, write brief descriptions of the designs and how they are different from today's theatrical fashion.❖ Encourage your child to do research on the Globe theatre and make a 3D model of the globe theatre using any recyclable material you find.	<p>https://www.bbc.co.uk/bitesize/articles/zjdybqt</p> <p>https://www.shakespeare.org.uk/explore-shakespeare/shakespedia/william-shakespeare/william-shakespeare-biography/</p>



The Winchester School

Year 7- Family Learning Newsletter –September- 2025

<p>MATHS</p>	<p>TOPIC: Number Skills</p> <p>LEARNING OBJECTIVES:</p> <ul style="list-style-type: none">❖ Apply conventional notation for the priority of operations to round numbers and measures to an appropriate degree of accuracy.❖ Apply four operations with positive and negative integers (directed numbers) and order positive and negative integers.❖ Apply the concepts and vocabulary of prime numbers, factors [or divisors] and multiples. Apply integer powers and associated real roots (square, cube) and use approximation through rounding to estimate answers.❖ Recognise and use relationships between operations including inverse operations and use the four operations, including formal written methods.	<p>Activities: Encourage your child to</p> <ul style="list-style-type: none">❖ Identify different types of numbers and their use in real life mainly at home like count of furniture, weight in decimals, fractional parts with various commodities etc.❖ Talk about the positive and negative numbers and order them, then see their use in real life.❖ To collect examples from newspapers or magazines related to numbers like positive or negative numbers,❖ prime numbers, factors and multiples and inverse operations discuss the importance of power numbers.❖ To create their own problems using all types of numbers discussed above using the four operations and inverse operation and then discuss the same with the family.	<p>https://www.bbc.co.uk/bitesize/topics/zgnbxsg</p> <p>https://corbettmaths.com/2019/09/02/square-numbers-and-square-roots-practice-questions/</p> <p>https://www.riversidecampus.com/secondary/wp-content/uploads/2020/03/Year-7-Maths-1.pdf</p>
--------------	---	--	--



The Winchester School

Year 7- Family Learning Newsletter –September- 2025

SCIENCE	<p>TOPIC – Cells and Organisation</p> <p>LEARNING OBJECTIVES-</p> <ul style="list-style-type: none">❖ Comparing plant cell and animal cells❖ Describe the function of specialised parts of different unicellular organisms❖ Recognise the role of diffusion in living organisms❖ Evaluate the importance of adaptations in unicellular organisms	<p>Activities: Guide your child do the following activities:</p> <ul style="list-style-type: none">❖ Motivate your ward to share a compilation of pictures of specialised animal cells and plant cells.❖ Help your ward to make a 3D model of an animal cell.❖ Encourage your ward to talk about importance of adaptation in unicellular organisms❖ Help your ward to create an analogy of cellular diffusion	<p>https://edpuzzle.com/media/5a6a8697cce27940e93bc8ac</p> <p>http://www.bbc.co.uk/schools/gcsebitesize/science/add_aqa/cells/cellsrev1.shtml</p> <p>http://www.bbc.co.uk/schools/gcsebitesize/science/add_aqa/tissues_organ/organs_in_animalsrev1.shtml</p> <p>http://www.bbc.co.uk/schools/gcsebitesize/science/add_aqa_pre_2011/cells/cells3.shtml</p> <p>http://www.bbc.co.uk/schools/gcsebitesize/science/add_aqa_pre_2011/cells/cells2.shtml</p>
ARABIC (Arabs)	<p>TOPIC – الضحك في آخر الليل</p> <p>LEARNING OBJECTIVES-</p> <p>أن يتعرف الطالب السمات الفنية للقصة القصيرة</p> <p>أن يحلل القصة إلى عناصرها الفنية</p>	<p>يتعرف الطالب السمات الفنية للقصة القصيرة</p> <p>يحلل القصة تحليلًا أدبيًا وفنيًا</p> <p>يحلل القصة إلى عناصرها الفنية</p> <p>يتتبع السرد والوصف والحوار في القصة مبيّنًا وظيفته</p>	<p>https://mawdoo3.com/%D8%AE%D8%B5%D8%A7%D8%A6%D8%B5_%D8%A7%D9%84%D9%82%D8%B5%D8%A9_%D8%A7%D9%84%D9%82%D8%B5%D9%8A%D8%B1%D8%A9</p>



The Winchester School

Year 7- Family Learning Newsletter –September- 2025

أن يتتبع السرد والوصف والحوار في القصة مبيّنًا وظيفته
أن يبين دلالات العبارات المجازية الواردة في القصة
أن يكتب قصة قصيرة تتضمن المفارقة

TOPIC – شباب بلادي-

LEARNING OBJECTIVES-

أن يحدد الطالب الفكرة الرئيسية والأفكار الفرعية للأبيات
أن يحلل الأبيات تحليلًا أدبيًا وفنيًا
أن يحدد الأساليب البلاغية المستخدمة في الأبيات
أن يكتب مقالًا أدبيًا عن دور فئة الشباب في نهضة بلادهم

TOPIC – علامات إعراب الاسم الأصلية والفرعية-

LEARNING OBJECTIVES-

أن يتعرف الطالب علامات إعراب الاسم الأصلية والفرعية
في الجملة الاسمية والفعلية
أن يكتب فقرة قصيرة ويضبطها ضبطًا صحيحًا
أن يحدد العلامات الأصلية والفرعية للأسماء في أمثلة
مختارة

يبين دلالة العبارات المجازية الواردة في القصة
يكتب قصة قصيرة تتضمن المفارقة

يحلل الطلب الأبيات تحليلًا أدبيًا وفنيًا
يحدد الأساليب البلاغية المستخدمة في الأبيات
يدلل على فكرة النص من الألفاظ والتراكيب
يكتب مقالًا أدبيًا عن أهمية دور فئة الشباب في بناء نهضة أمتهم

يتعرف الطالب علامات إعراب الأسماء الأصلية والفرعية في
الجملة الاسمية والفعلية
يكتب فقرة بالضبط الصحيح للأسماء
يحدد العلامات الأصلية والفرعية في الأمثلة

https://mawdoo3.com/%D8%AF%D9%88%D8%B1_%D8%A7%D9%84%D8%B4%D8%A8%D8%A7%D8%A8_%D9%81%D9%8A_%D8%A8%D9%86%D8%A7%D8%A1_%D8%A7%D9%84%D9%85%D8%AC%D8%AA%D9%85%D8%B9

https://mawdoo3.com/%D8%B9%D9%84%D8%A7%D9%85%D8%A7%D8%AA_%D8%A7%D9%84%D8%A5%D8%B9%D8%B1_%D8%A7%D8%A8_%D8%A7%D9%84%D8%A3%D8%B5%D9%84%D9%8A%D8%A9_%D9%88%D8%A7%D9%84%D9%81%D8%B1%D8%B9%D9%8A%D8%A9



The Winchester School

Year 7- Family Learning Newsletter –September- 2025

<p>ISLAMIC STUDIES (Arabs)</p>	<p>سورة "ق" البعث والنشور – TOPIC المستظلون في ظل الرحمن-حديث</p> <p>LEARNING OBJECTIVES-</p> <p>1. يفسر معاني المفردات القرآنية-1 2. يبين المعنى الإجمالي للآيات الكريمة-2 3. يشرح أدلة البعث والنشور .-3 4. يستنتج مظاهر عظمة الله وقدرته-4</p> <p>1. يبين أسباب الفوز بظل الله تعالى يوم القيامة-1 2. يستنتج أثر التقوى في حياة المسلم-2 1. يشرح أثر الخوف من الله تعالى-1 2. يستنتج أثر الصدقة على الفرد والمجتمع-2</p>	<p>الربط بالواقع:1- أكتب أكبر عدد من الأسباب المتوقعة لتخصيص الرسول ﷺ الشباب بالذكر</p> <p>2- اقترح أمورًا تساعد الشباب على العفة والاستقامة. ورقة معلوماتية</p> <p>تفسير، 1- قال تعالى "في بيوت أذن الله أن ترفع ... : تتقلب فيه القلوب والأبصار " النور 36-37</p> <p>2- ما مكانة المساجد في الإسلام؟-2 www.tafsir.app</p> <p>كان أبوبكر الصديق صاحب المحب لرسول الله ﷺ. ابحث عن نموذج من قصص الصالحين للحب في الله تعالى</p> <p>اكتب ما تعرفه عن سورة " ق " وما سنة النبي مع تلك السورة يوم الجمعة ولماذا؟</p> <p>ص 10 pdf الكتاب</p> <p>تفسير سورة ق 9- 11 قال تعالى: "ونزلنا من السماء ماء : كذلك 11 الخروج " www.tafsir.app</p> <p>اذكر من سورة "ق" عددًا من الأقوام السابقة وكيف كانت نهايتهم؟ مع الدليل من القرآن الكريم</p>	<p>https://seraj-uae.com/file/2589/</p> <p>https://uae-school.com/archives/8379</p> <p>https://teacherhelp.info/%D8%A7%D9%84%D8%A8%D8%B9%D8%AB-%D9%88%D8%A7%D9%84%D9%86%D8%B4%D9%88%D8%B1/</p> <p>https://uae-school.com/archives/8371</p> <p>https://seraj-uae.com/file/9350/</p> <p>https://teacherhelp.info/%D8%A7%D9%84%D9%85%D8%B3%D8%AA%D8%B8%D9%84%D9%88%D9%86-%D9%81%D9%8A-%D8%B8%D9%84-%D8%A7%D9%84%D8%B1%D8%AD%D9%85%D9%86/</p>
------------------------------------	---	---	---



The Winchester School

Year 7- Family Learning Newsletter –September- 2025

<p>ARABIC (Non- Arabs)</p>	<p>TOPIC – الملابس والأزياء</p> <p>LEARNING OBJECTIVES-</p> <p>أن يصف الطالب ملابس الرجال أن يصنف الطالب أقسام الملابس في متجر الملابس أن يبدي رأيه في خامات الملابس المختلفة أن يوظف أسلوب التعجب في سياقات مختلفة أن يحلل النص تحليلًا أدبيًا أن ينشئ حوارًا من إبداعه بينه وبين صديقه عن متجر دبي أن يقارن بين الملابس في الإمارات والملابس في بلده أن يوظف التراكيب (في الواقع - في الحقيقة) في سياقات</p>	<p>كتابة موضوع من أبداع الطالب عن الملابس والأزياء المختلفة في الإمارات وحول العالم</p> <p>تسجيل فيديو مع الأسرة عن الألوان والخامات المفضلة لدى كل فرد من أفراد الأسرة</p> <p>تصميم فيديو بالذكاء الإصطناعي عن الملابس في الإمارات</p> <p>تصميم لوحة عن الأزياء والثياب حول العالم واختلاف الثقافات المتعلقة بالملابس</p>	<p>https://learnarabiconline.ksu.edu.sa/Account/Login.aspx</p>
--------------------------------	---	--	--



The Winchester School

Year 7- Family Learning Newsletter –September- 2025

<p>ISLAMIC STUDIES (Non- Arabs)</p>	<p>TOPIC – RESURRECTION & RAISING UP</p> <p>LEARNING OBJECTIVES-</p> <ul style="list-style-type: none">❖ To elucidate the concept of Resurrection & Raising up.❖ To evaluate the effects of believing in resurrection on an individual. <p>TOPIC- SEVEN PEOPLE UNDER THE SHADE OF ALLAH</p> <p>LEARNING OBJECTIVES-</p> <ul style="list-style-type: none">❖ To comprehend the importance and effects of choosing right path.❖ To evaluate the effects of fearing of Allah on an individual and society.	<p>Activities: Guide your child do the following activities:</p> <ul style="list-style-type: none">❖ Record a video explaining the importance of having the belief of resurrection on the Day of Judgement and how does this belief help us to improve our Behavior.❖ Students can use AI tools that can generate conceptual visualizations or animations (e.g., symbolic representations of the Day of Resurrection) while emphasizing that these are met Create a chart on the qualities a good believer needs to win Allah’s pleasure.	<p>https://m.islamqa.info/en/answers/6974/resurrection-afterdeath?traffic_source=main_islamqa</p>
---	---	---	--



The Winchester School

Year 7- Family Learning Newsletter –September- 2025

UAE Social Studies	<p>TOPIC: جغرافية شبه الجزيرة العربية واقتصادها</p> <p>الموقع الجغرافي 1- التضاريس 2- المناخ والنبات الطبيعي 3-</p> <p>Learning objectives:</p> <ul style="list-style-type: none">• أن يفسر المفاهيم والمصطلحات الواردة .• أن يوضح الخصائص الطبيعية لشبه الجزيرة العربية .• أن يستنتج أهمية الموقع لشبه الجزيرة• أن يصنف الظواهر التضاريسية لشبه الجزيرة .• أن يدلل على نوعي الاستعارة يفسر النمو السكاني المستر لشبه الجزيرة .• أن يحدد أهم الثروات الطبيعية .	<p>يحدد الموقع الفلكي والنسبي لشبه الجزيرة العربية . يرسم خريطة لشبه الجزيرة موضحا الأماكن عليها . يرتب دول شبه الجزيرة حسب المساحة والسكان . يتوقع النتائج حال اغلاق مضيق هرمز . يحدد نوع الجبال على الخريطة . يصنف المناطق حسب موسم سقوط الأمطار .</p>	<p>https://mawdoo3.com/%D9%85%D8%A7%D8%A3%D9%87%D9%85%D9%8A%D8%A9%D9%85%D9%88%D9%82%D8%B9%D8%B4%D8%A8%D9%87%D8%A7%D9%84%D8%AC%D8%B2%D9%8A%D8%B1%D8%A9%D8%A7%D9%84%D8%B9%D8%B1%D8%A8%D9%8A%D8%A9</p> <p>https://uae-school.com/archives/104113</p>
PSHCEE	<p>Topic: Being Me</p> <p>Learning Objectives:</p> <ul style="list-style-type: none">❖ To be able to describe yourself.❖ To understand what different and unique mean.❖ To consider what makes us unique	<p>Activities: Guide your child do the following activities:</p> <ul style="list-style-type: none">❖ Talk to your child about his/her hobbies❖ Ask your child to define the word different and unique❖ Ask your child what makes us unique	<p>https://kidskids.com/blog/what-makes-you-unique/</p>



The Winchester School

Year 7- Family Learning Newsletter –September- 2025

HISTORY	<p>TOPIC – Skill Banks</p> <p>Learning Objectives:</p> <ul style="list-style-type: none">❖ To categorise and evaluate sources of information	<p>Activities: Motivate your child to:</p> <ul style="list-style-type: none">❖ Pick out different sources from the internet and help your child categorise into Primary and Secondary sources and the subsequent sub categories❖ Based on the following categories define the key term	<p>Refer History in Progress Book 1 Workbook</p> <p>www.studyhistory.co.uk</p> <p>www.bbc.co.uk/history</p> <p>www.schoolhistory.co.uk</p> <p>www.history on the net</p>
GEOGRAPHY	<p>Topic: Maps and Mapping LEARNING</p> <p>Learning Objectives:</p> <ul style="list-style-type: none">❖ To differentiate between a sketch, a plan and a map and use the guidelines to illustrate them.	<p>Activities:</p> <ul style="list-style-type: none">❖ Motivate your child to draw a sketch of your home and label the main features.	<p>Refer Geography Workbook</p>



The Winchester School

Year 7- Family Learning Newsletter –September- 2025

<p>Moral Science and Cultural Studies</p>	<p>Topic: Aspects of Equality among people.</p> <p>Learning Objectives:</p> <ul style="list-style-type: none"> ❖ To explore the concept of equality and understand how fair distribution can promote fairness among people. 	<p>Activities: Movie Night + Reflection</p> <p>Instructions:</p> <p>Along with your child watch a family-friendly movie that highlights social equality (e.g., <i>Wonder</i>, <i>Hidden Figures</i>, <i>Zootopia</i>, <i>He Named Me Malala</i>).</p> <p>Family Discussion Time:</p> <ul style="list-style-type: none"> ❖ What inequality was shown? ❖ How was it resolved? ❖ What can we learn from this story? <p>Motivate your child to create a poster or paragraph reflecting on the theme of equality.</p>	<p>Refer MSC Textbook</p>
<p>FRENCH</p>	<p>TOPIC – Mode Ado / “Je me présente”</p> <p>LEARNING OBJECTIVES-</p> <ul style="list-style-type: none"> ❖ To apply the previous knowledge of greetings and asking simple questions. ❖ To use the numbers and months to tell the date and to answer any question regarding a particular date. 	<p>Activities:</p> <ul style="list-style-type: none"> ❖ Encourage your child to do regular work: 15- 20 minutes 5 times a week spent with French will guarantee good progress. ❖ Listen together to a French radio station while doing household chores. 	<p>Refer the French Workbook</p> <p>KS3 French - BBC Bitesize</p>



The Winchester School




Year 7- Family Learning Newsletter –September- 2025

	<ul style="list-style-type: none"> ❖ To identify “ les adjectifs possessifs” and use them properly while talking about family members. 	<ul style="list-style-type: none"> ❖ Give a good example trying to memorise some French vocabulary. “Studying foreign languages is proven to be one of the best ways to stimulate the brain.’ 	
ICT	<p>TOPIC – Digital Citizenship</p> <p>LEARNING OBJECTIVES-</p> <ul style="list-style-type: none"> ❖ To explore the risks and effects of using the digital media safely and respectfully. 	<p>Activities:</p> <ul style="list-style-type: none"> ❖ Encourage your child to explore the purpose and the importance of e-safety while working in a computer system. ❖ Students need to spot the fake news in social media by looking closely at URL, padlock symbol investigate the source, inspect the dates, check the evidence. 	<p>https://www.commonsense.org/education/digital-citizenship/lesson/the-power-of-digital-footprints</p>
STEAM	<p>TOPIC – Design your dream room</p> <p>LEARNING OBJECTIVES-</p> <ul style="list-style-type: none"> ❖ To evaluate the attributes, you want to include in your dream room, plan it on paper, use 	<p>Activities: Guide your child do the following activities:</p> <ul style="list-style-type: none"> ❖ Encourage your ward to use technology or a sketch book to develop an organized system for drawing ideas and documenting progress. ❖ Motivate the students to develop proportional models based on real measurements. 	<p>https://www.tinkercad.com/lessonplans/design-your-own-dream-room</p>



The Winchester School

Year 7- Family Learning Newsletter –September- 2025

	<p>basic math, and then recreate your vision in Tinker cad.</p>	<ul style="list-style-type: none"> ❖ Motivate your ward to choose an appropriate scale to create a room on a Tinker cad work plane. Design a 3D room in Tinker cad. 	
<p>Leadership GEMSTONES</p> <p>Week 1</p> 	<p>Leadership GEMSTONES Focus for the Month of September LEADING WITH RESPECT (SAPPHIRE)</p> <ul style="list-style-type: none"> ❖ Encourages fairness, dignity and appreciation for all 	<p>September - Quote for Week 1</p> <p><i>“Respect is shown by how you treat everyone, no matter who they are”</i></p> <p>MESSAGE: True respect means being kind to everyone, not just people who can help you. Treating everyone fairly earns trust and creates a positive environment.</p> <p>REFLECT: How can I treat everyone with kindness and fairness? How can I show empathy and understanding in my daily actions?</p> <ul style="list-style-type: none"> ❖ Can you share one way you showed respect or kindness to someone this week—even if they couldn’t do anything for you? ❖ How did you make sure you were fair to everyone around you this week? 	<p>Click on the Padlet link or scan the QR code to share your views on LEADING WITH RESPECT and what have you done to embrace the quotes of the week? Share your stories or actions to inspire others!</p> <p>https://padlet.com/The_Winchester_School/ks-3-leadership-gemstones-month-of-september-leading-with-re-pppebg0lk81tqdcu</p> 



The Winchester School

Year 7- Family Learning Newsletter –September- 2025

<p>Leadership GEMSTONES</p> <p>Week 2</p>	<p>Leadership GEMSTONES Focus for the Month of September LEADING WITH RESPECT (SAPPHIRE)</p> <ul style="list-style-type: none"> ❖ Encourages fairness, dignity and appreciation for all <div style="border: 2px solid black; padding: 10px; margin: 10px 0;"> <p style="text-align: center; font-size: small;">SEPTEMBER – WEEK 36 LEADING WITH RESPECT SAPHIRE Encourages fairness, dignity and appreciation for all.</p> <p style="text-align: center; font-size: large;">“ Respect yourself so others can respect you too. ”</p> <p style="font-size: x-small;">MESSAGE: Self-respect means valuing your own beliefs and actions. When you respect yourself, others will treat you with the same kindness and understanding. REFLECT: How can I show self-respect every day? How can I inspire others to act with kindness and integrity?</p> </div>	<p>September - Quote for Week 2</p> <p><i>“Respect yourself so others can respect you too.”</i></p> <p>MESSAGE: Self-respect means valuing your own beliefs and actions. When you respect yourself, others will treat you with the same kindness and understanding.</p> <p>REFLECT: How can I show self-respect every day? How can I inspire others to act with kindness and integrity?</p> <ul style="list-style-type: none"> ❖ What did you do this week that made you feel proud of yourself? ❖ How did you stay true to your values, even when it wasn't easy? 	
<p>Leadership GEMSTONES</p> <p>Week 3</p>	<p>Leadership GEMSTONES Focus for the Month of September LEADING WITH RESPECT (SAPPHIRE)</p> <ul style="list-style-type: none"> ❖ Encourages fairness, dignity and appreciation for all 	<p>September - Quote for Week 3</p> <p><i>“Your true character shows in how you treat people when no one is looking.”</i></p> <p>MESSAGE: Being kind and fair all the time, even when no one is watching, shows what kind of leader you are. This builds trust and respect.</p> <p>REFLECT: How can I make sure my actions always match my values? How can I treat others with kindness every day?</p>	



The Winchester School

Year 7- Family Learning Newsletter –September- 2025

		<ul style="list-style-type: none"> ❖ Did you make a kind or fair choice this week when no one was watching? What was it? ❖ How did you stay true to your values in a difficult situation this week? 	
<p>Leadership GEMSTONES</p> <p>Week 4</p>	<p>Leadership GEMSTONES Focus for the Month of September LEADING WITH RESPECT (SAPPHIRE)</p> <ul style="list-style-type: none"> ❖ Encourages fairness, dignity and appreciation for all 	<p>September - Quote for Week 4</p> <p>“The way you listen to others shows how much they can trust you.”</p> <p>MESSAGE: Listening carefully to others and valuing their ideas builds trust and encourages teamwork.</p> <p>REFLECT: How can I show others that I value their opinions? How can I make sure everyone feels heard and appreciated?</p> <ul style="list-style-type: none"> ❖ Did you take time to really listen to someone this week? How did it make them feel? ❖ How did you show someone that their ideas or opinions mattered to you? 	