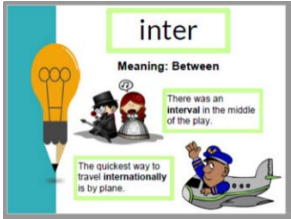





# The Winchester School, Jebel Ali

## Family Learning Newsletter -Year 5- January -2026




Area of Learning	Focus	Activities to help your child at home	Useful websites/Resources
<p><b>English</b></p>	<p><b>Spellings</b> To add the prefixes un', inter', over' and 'sub'. To explore suffixes 'ant', ment', less' and 'ful'</p>  <p><b>Grammar</b> To help students describe nouns and actions vividly.</p> <p>To create more detailed and interesting descriptions by expanding simple noun phrases.</p> <p>To help students describe location, direction, and placement in detail. To replace basic verbs with more descriptive, powerful ones.</p>	<p><b>Talk: Explain that suffixes</b> like <b>-able, -ible, -ish,</b> and <b>-some</b> can change a word's meaning and make it more descriptive. Give examples, such as:</p>  <p>Comfort → Comfortable Horror → Horrible Child → Childish Trouble → Troublesome</p> <p><b>Encourage:</b> Have children think of other words with these suffixes and keep a word journal of new words they find, especially in their reading. <b>Discuss: Go over basic rules:</b> <b>able</b> often follows complete words (e.g., comfortable), while <b>ible</b> follows Latin-root words (e.g., horrible). <b>ish</b> indicates characteristics (e.g., greenish). <b>some</b> shows abundance or tendency (e.g., troublesome). Encourage students to spot and note these suffixes in their books to reinforce learning. <b>Explain that</b> adjectives and adverbs add vivid details to descriptions, making writing more engaging. Share</p>	<p>Practice online spelling games here:</p> <p><a href="https://www.edplace.com/blog/edplace-explains/what-are-prefixes-in-ks2">https://www.edplace.com/blog/edplace-explains/what-are-prefixes-in-ks2</a></p> <p><a href="https://www.topmarks.co.uk/Search.aspx?q=prefix">https://www.topmarks.co.uk/Search.aspx?q=prefix</a></p> <p><a href="https://www.spellzone.com/games/index.cfm?wordlist=9825">https://www.spellzone.com/games/index.cfm?wordlist=9825</a></p> <p><a href="https://www.k5learning.com/free-grammar-worksheets/fifth-grade-5/adjectives-adverbs/ordering-adjectives">https://www.k5learning.com/free-grammar-worksheets/fifth-grade-5/adjectives-adverbs/ordering-adjectives</a></p>



# The Winchester School, Jebel Ali

## Family Learning Newsletter -Year 5- January -2026



### Text Level: Authorial technique: Stellar

To identify and understand key authorial techniques.

To analyze text for techniques that create character, setting, and mood.

### Reading Comprehension

#### Stellar by Chris Bradford:

To draw inferences from text.

To justify evidence from the information given in the text.

examples, like using “sparkling blue” instead of “blue,” to show how sensory words create a more vivid picture.

**Discuss** how expanded noun phrases add depth by providing more information about nouns. For example, the small, cozy cabin by the lake paints a fuller picture than just the cabin.

**Share** prepositions are words that describe the location, direction, or timing of something in relation to something else. Show how phrases like “beneath the towering mountains” help the reader imagine a setting.

**Discuss** that powerful verbs make actions more precise and dynamic. For instance, using “sprinted” instead of “ran” conveys speed and urgency, helping readers visualize the action more clearly.

**Encourage** students to **create** list adjectives and adverbs to describe familiar objects or actions. Encourage them to think about sensory details (sight, sound, touch, etc.) to enhance their descriptions.

**Discuss** how sensory language can change the impact of a description. Ask students how they feel about a character or setting described with colorful, fragrant flowers versus just flowers.

**Read together** Stellar, find out the adverbs used to qualify Stella’s actions and how it affects the mood of the story.

**Discuss** the author’s choice of words to describe the tension created. Analyze the impact created by adverbs on a sentence in making the theme appealing to the reader.

**Encourage Questioning:** Ask your child to compare the characters of stella and Ryan from their behavior. **Connect**

<https://www.k5learning.com/free-grammar-worksheets/fifth-grade-5/parts-speech/prepositional-phrases>

**Prepositional Phrase**

A group of words that consists of:


- a preposition
- the object of the preposition
- any modifiers.

**Example**

The genie **from the brass lamp** granted 3 wishes.

Labels: preposition (from), modifiers (the brass lamp), object of the preposition (the genie), describes (The genie), prepositional phrase (from the brass lamp).


<https://englishlinx.com/content-by-subject/grammar/parts-of-a-sentence/prepositional-phrases/create-prepositional-phrases.html>





# The Winchester School, Jebel Ali

## Family Learning Newsletter -Year 5- January -2026



**Learning to Life:** Allow the child to describe an event of their life, choosing adverbs promptly to make it. **Discuss** how the main character might be feeling and share what clues from the story helped you figure it out, talking about the words or actions that gave those hints. Then, discuss an important event in the story and talk about why it happened, asking **your child to justify their ideas using evidence** or quotes from the text. Finally, share a short passage and discuss any hidden messages or meanings you both notice, talking about how the author gives subtle hints through dialogue, actions, or setting to help readers infer deeper meaning.

### Writing:

#### Descriptive writing:

#### Learning Objective:

To explore the features and elements of descriptive writing.

To explore the setting and theme of the novel.



#### **Moral Education link-**

Students can create a poster to show traits of a responsible student.

#### **Moonstone Art – “Wishes in the Sky”**

Students draw a night sky on dark blue paper and glue a silver or white “moonstone” circle in the center.

Around the moon, they write or draw their hopes, dreams, or things they wish to achieve.

Display as a “Sky of Hopes” wall to remind everyone that new beginnings shine bright.

#### **Contribution Spotlight**

Each week, highlight one student who encourages others to stay positive and hopeful.

The class discusses how sharing dreams and supporting others’ goals can inspire teamwork and growth.

#### **Moonstone Mural – “Steps of Hope”**

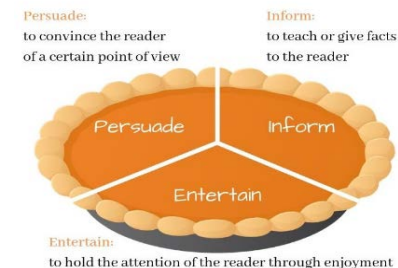
Using white or silver paper footprints, students write one positive step they can take toward a goal.

Arrange the footprints on a bulletin board to form a “Pathway of Hope.”

Celebrate each step as part of the class’s journey of new beginnings.

What is the author's purpose?

It's as easy as **PIE!**



<https://www.education.com/resources/grade-5/worksheets/english-language-arts/reading/reading-comprehension/authors-purpose/?text-type=fiction>

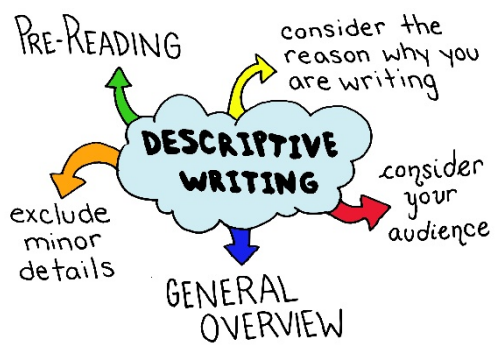

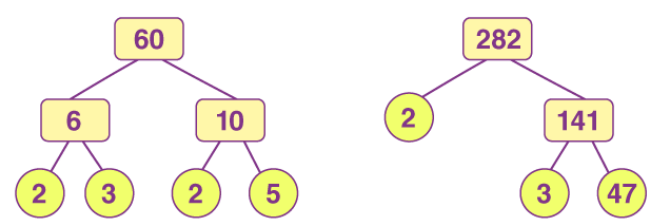





# The Winchester School, Jebel Ali

## Family Learning Newsletter -Year 5- January -2026



	<p>Moonstone gemstone stands for hope and new beginnings.</p> <p>Hope means believing in positive outcomes and having confidence that challenges can be overcome.</p> <p>A true leader:</p> <ul style="list-style-type: none"> <li>• Inspires others to stay positive even in difficult times.</li> <li>• Encourages their team to embrace change and growth.</li> <li>• Believes that every ending leads to a new beginning filled with opportunity.</li> </ul>	<p><b>Contribution Spotlight-</b> Each week, feature a student who motivates peers by taking brave or thoughtful steps toward improvement. The class reflects on how small, consistent actions help everyone move forward together.</p> 	<p><b>Descriptive Paragraph Writing</b> (Person – Place – Event – Diary Entry)</p>  <p><b>What is descriptive Writing -</b> A description is a set of characteristics by which someone or something can be recognised. We can describe people, places and events. By describing them we make a sketch in words so that the reader is able to get a clear picture of the described object. A good description creates a clear mental image in the mind of the reader.</p> <p><a href="https://www.readingrockets.org/classroom/classroom-strategies/descriptive-writing">https://www.readingrockets.org/classroom/classroom-strategies/descriptive-writing</a></p>
<p><b>Mathematics</b></p>	<p><b>Numbers</b> To identify multiple factors, including finding all factor pairs of a number, and common factors of two numbers.</p> <p><b>Measurement</b></p>	<p><b>Share and talk</b> that factorizing is a basic math concept that reverse multiplication, finding the numbers which when multiplied together create a larger number.</p> <p><b>Research</b> on the different types of numbers and their use in real life.</p> 	<p><a href="https://www.splashlearn.com/math-skills/fourth-grade/algebra/prime-and-composite-numbers">https://www.splashlearn.com/math-skills/fourth-grade/algebra/prime-and-composite-numbers</a></p> <p><a href="https://www.topmarks.co.uk/maths-games/multiples-and-factors">https://www.topmarks.co.uk/maths-games/multiples-and-factors</a></p> <p><a href="https://www.transum.org/Software/Game/Connect4/">https://www.transum.org/Software/Game/Connect4/</a></p> <p><a href="#">factor tree</a></p>



## Family Learning Newsletter -Year 5- January -2026

To convert between different units of metric measure of length.

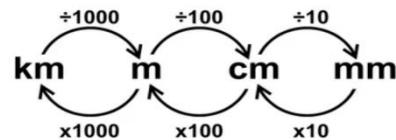
To read, write and convert time between analogue and digital 12- & 24-hour clocks

**Share and Talk** that Converting metric length is like changing clothes. You know that 10 millimeters make 1 centimeter, and 100 centimeters make 1 meter. So, to convert, divide by 10 to go from millimeters to centimeters and by 100 to go from centimeters to meters. It's like changing from a tiny outfit to a bigger one!

**Research** Measure various objects using a ruler, record the lengths in millimeters, and then convert them to centimeters and meters.

Explore how many millimeters make a centimeter and how many centimeters make a meter. Create a chart to showcase your findings and share them with the class.

### Converting of Length Units



**Talk** about the difference between 12-hour and 24-hour clocks, and explain how AM and PM help distinguish morning from evening.

- **Share** how to write time correctly using both formats, and practice converting between them.
- **Encourage** your child to find real-life examples of 24-hour clocks—like train and flight schedules, hospital shifts, or digital devices—to see how time is used in everyday life.


[Convert the Length from One Unit to Another Using Table Game - Math Games - SplashLearn](#)

[Measuring in Centimetres \(topmarks.co.uk\)](#)

<https://www.topmarks.co.uk/ti/me/teaching-clock>



# The Winchester School, Jebel Ali



## Family Learning Newsletter -Year 5- January -2026

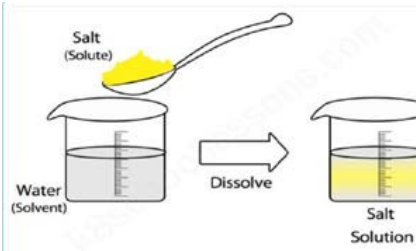
<p><b>Science</b> <b>Materials</b> Properties and Uses of Materials</p>	<p><b>Properties of materials</b></p> <p>To compare and group together everyday materials based on their properties.</p> <p>To compare the properties of various materials and explain how these properties determine the materials' suitability for different uses.</p>	<p>Some fun activities to help your child explore the properties of materials.</p> <p><b>Magnet Hunt:</b> Test household items with a magnet and group them as "magnetic" or "non-magnetic."</p> <p><b>Light Check:</b> Shine a flashlight through objects like glass and cardboard. Group as transparent, translucent, or opaque.</p> <p><b>Water Absorption:</b> Drop water on tissues, plastic, and sponges to explore permeability.</p> <p><b>Cooking and Baking:</b> While cooking, discuss the properties of materials like metal pans (heat conduction), wooden spoons (heat resistance), and glass bowls (transparency). Talk about why each material is suitable for its specific purpose.</p> <p><b>Use Scientific Language:</b> Incorporate terms like properties, absorbent, permeable, rigid, and translucent during discussions.</p> <p><b>Relate to Real-Life Uses:</b> For example: Why do we use metal for making bridges and not wood or plastic? Why are houses in colder regions often built with insulating materials like wood rather than metal?</p>	<p><a href="https://www.bbc.co.uk/bitesize/topics/zq4skhv/articles/zk2d96f#znv4">https://www.bbc.co.uk/bitesize/topics/zq4skhv/articles/zk2d96f#znv4</a></p>
<p><b>Dissolving</b></p>	<p><b>Dissolving-</b> Factors affecting the rate of dissolving.</p>	<p><b>Speedy Sugar Test:</b> Add a spoon of sugar to three cups of water — one cold, one warm, and one hot. Observe which one dissolves the sugar fastest.</p>	



# The Winchester School, Jebel Ali




## Family Learning Newsletter -Year 5- January -2026

	<p>To plan an Investigation to analyse the effect of different factors that affect the rate at which a solute dissolve in a solvent.</p>	<p><b>Stir It Up:</b> Stir one cup constantly and leave another without stirring. Notice which one dissolves more quickly.</p> <p><b>Crush and Compare:</b> Try dissolving whole sugar cubes in one cup and crushed sugar in another. Which disappears first?</p> <p><b>Family Challenge:</b> Talk about what made the sugar dissolve faster — was it the temperature, stirring, or smaller pieces?</p> <p><b>Encourage Predictions:</b> Before each test, ask your child to guess what will happen and why — just like a real scientist!</p> <p><b>Share</b> your findings and discuss the results during a family meeting.</p>	<p><a href="#">Dissolving - BBC Bitesize</a></p> 
<p><b>Humanities</b> <b>Geography</b> <b>North America:</b> <b>Comparing</b> <b>places in North</b> <b>America</b></p> <p><b>North America:</b> <b>Wonders of</b> <b>North America</b></p>	<p>To explore the similarities and differences in the human and physical geography of your local area and a region of North America.</p> <p>To explore the natural wonders of North America.</p>	<p><b>Talk</b> to your child about the physical and human features of North America.</p> <p><b>Share</b> with your child the variety of human and physical features in Death Valley, California, United States of America.</p> <p><b>Encourage</b> your child to create a well labelled map of North America with the physical and human features in it. Compare them with the physical and human features of the UAE.</p> <p><b>Talk</b> to your child about the physical and human features of North America and the natural wonders in it.</p>	<p><a href="#">North America Comparing Places North America .pdf</a></p> <p><b>Key vocabulary:</b> physical geography, human geography, settlement, economy, natural resources, river, lake, landscape, mountain, volcano, biome, vegetation belt, wildlife, flora, fauna, climate, water, fieldwork, measure, observe, record, map, sketch, graph</p>



# The Winchester School, Jebel Ali



## Family Learning Newsletter -Year 5- January -2026

<p><b>Physical Geography: Mountains</b></p>	<p>To explore the key mountain ranges of the world.</p>	<p><b>Share</b> with your child the seven wonders of the ancient world.</p> <p><b>Encourage</b> your child to research key facts about the natural wonders of North America and rank them according to their striking and astonishing natural features.</p> <p><b>Talk</b> to your child about the key mountain ranges of the world.</p> <p><b>Share</b> with your child the location of these mountain ranges on a map of the world.</p> <p><b>Encourage</b> your child to research key facts about the mountain ranges of the world like their height above sea level, the names and height of their highest peaks and the countries and continents they are in.</p>	<p><a href="#">North America Wonders.pdf</a></p> <p><b>Key vocabulary:</b> Wonders of the world, ancient, The Great Pyramid of Giza, Lighthouse of Alexandria, The Hanging Gardens of Babylon, Mausoleum at Halicarnassus, Temple of Artemis at Ephesus, Statue of Zeus at Olympia, Colossus of Rhodes</p> <p><a href="#">Mountain Ranges.pdf</a></p> <p><b>Key vocabulary:</b> mountain, range, height, peak</p>
<p><b>Moral, Social and Cultural Studies / Moral Education</b></p>	<p><b>[1] Our Community and Goods and Services</b></p> <p>To explore the people and institutions in a community and the goods and services in the UAE.</p> <p><b>Key vocabulary:</b> shelter, modern, community, neighbourhood, institutions, traditional, needs, wants, police officer, government, firefighter, medical, doctor, nurse</p>	<p><b>Talk</b> with your child about the community helpers like teachers, doctors, and shopkeepers and how they meet people’s needs. Then <b>discuss</b> goods in the UAE, such as food, clothes, and toys and ask if they are made locally or imported.</p> <p><b>Share</b> with your child the institutions in your community by visiting them or showing pictures and talk about their purpose.</p> <p><b>Discuss</b> the different services offered in the UAE, such as healthcare, education, transportation, banking, and</p>	<p><a href="#">Our Community .pdf</a></p> <p><a href="#">Goods and Services .pdf</a></p>



# The Winchester School, Jebel Ali



## Family Learning Newsletter -Year 5- January -2026

	<p><b>Gems Leadership Stones</b> <u>Garnet (Unity)</u>- Focuses on how people and institutions collaborate to build strong, interdependent communities that thrive by meeting shared needs and wants. <u>Emerald (Compassion)</u> – Showing kindness and care towards others in the community. <u>Peridot (Service)</u>- Focuses on how goods and services meet people’s needs and wants, highlighting the role of service providers and the importance of helping others in the community. <u>Citrine (Gratitude)</u> - Appreciating contributions of service providers.</p> <p><b>[2] Producers and Consumers</b> To explore who producers and consumers are.</p> <p>Key vocabulary: service, provider, producer, consumer, dangerous</p> <p><b>Gems Leadership Stones</b> <u>Diamond (Integrity)</u>- Focuses on the importance of trust and honesty between producers and consumers, emphasizing integrity in fair trade, ethical production, and responsible consumption.</p>	<p>delivery, and ask which services your family uses most often and why they are important.</p> <p><b>Encourage</b> your child to research how your neighbourhood and our school meet their needs and wants.</p> <p><b>Encourage</b> your child to classify these goods and services under needs and wants. Create two columns: <b>Needs</b> (essential for living) and <b>Wants</b> (things we desire but can live without).</p> <p><b>Talk</b> with your child about the roles of producers and consumers in a community, how producers make goods or provide services and how consumers buy or use them. Example: A farmer grows vegetables (producer), and families buy and eat them (consumers).</p> <p><b>Share</b> with your child the companies in your community that are both producers and consumers. Share examples from your community: Local bakery: Produces bread but consumes flour and electricity.</p> <p><b>Encourage</b> your child to research the local and international companies in your community, neighbourhood, or city.</p>	<p><a href="#">Producers and Consumers .pdf</a></p>
--	--	---	---



# The Winchester School, Jebel Ali




## Family Learning Newsletter -Year 5- January -2026

	<p><u>Garnet (Unity)</u>- Producers and consumers are interconnected and depend on each other.</p> <p><b>[3] Supply and Demand</b> <b><u>Saving, Budgeting, and Spending</u></b> To explore the concept of supply and demand and the benefits of saving, budgeting, and spending wisely.</p> <p><b>Key vocabulary:</b> offer, reduce, demand, increase, (short) supply, saving, budget, spending, income, feature, expenses</p> <p><b>Gems Leadership Stones</b> <u>Labradorite (Vision)</u>- Focuses on inspiring and planning <i>for the future</i>.</p> <p>Saving, budgeting, and spending wisely require planning and making thoughtful decisions about resources.</p> <p><u>Diamond (Integrity)</u>- Fair pricing and ethical practices in supply and demand require honesty and strong values.</p> <p><u>Citrine (Gratitude)</u>- Understanding money management encourages appreciation for resources and responsible consumption.</p>	<p><b>Talk</b> with your child about the meaning of supply and demand and how they affect the availability and prices of goods.</p> <p><b>Share</b> how prices rise when demand is high and supply is low and fall when supply increases. During your shopping, point out sale items and discuss why offers are given.</p> <p><b>Encourage</b> your child to research why goods go on sale or have discounts in the shops.</p> <p><b>Talk</b> about the importance of saving, spending, and budgeting wisely.</p> <p><b>Share</b> with your child how you plan your budget for the month.</p> <p><b>Encourage</b> your child to explore examples at home, like noticing which snacks run out quickly, high demand, and which stay longer, low demand.</p> <p><b>Encourage</b> your child to suggest ways to improve your family's monthly budget plan.</p>	<p><a href="#">Supply and Demand .pdf</a></p> <p><a href="#">Saving, budgeting, and Spending .pdf</a></p>
--	---	--	---



# The Winchester School, Jebel Ali



## Family Learning Newsletter -Year 5- January -2026

<p><b>Arabic for Arabs</b></p>	<p>قصة معطفي القرمزي أن يحدد التلميذ عناصر القصة أن يميز التلميذ بين الحوار الداخلي والحوار الخارجي أن يستنتج الصفات الداخلية والخارجية لشخصيات القصة أن يحدد الدوافع وراء تصرفات الشخصية الرئيسية بالقصة نشيد - فكرة تبذر حلم أن يحدد التلميذ الفكرة الرئيسية بالنص أن يحدد التلميذ العناصر الفنية للنصوص الشعرية. أن يستنتج التلميذ العلاقة بين التضاد والترادف بين الكلمات أن يشرح التلميذ الأبيات بأسلوبه . إنَّ وأخواتها أن يميز التلميذ بين أخوات إن أن يميز التلميذ أنواع خبر إنَّ وأخواتها</p>	<p>قراءة القصة وتحديد الفكرة الرئيسة والأفكار الداعمة. تحديد السمات الداخلية والسمات الخارجية لشخصيات القصة مساعدة التلميذ في تتبع تطور أحداث القصة ( البداية - والوسط - النهاية) التمييز بين الحوار الداخلي والحوار الخارجي مساعدة التلميذ في تلخيص القصة وكتابة نهاية جديدة للقصة مساعدة التلميذ في البحث عن لغويات النص بالمعجم المدرسي مساعدة التلميذ في كتابة نص وصفي بأسلوبه يمكن لولي الأمر الدخول من خلال الرابط المرفق لموقع قناة اللغة العربية والتربية الإسلامية الخاص بمدرسة وينشستر ومتابعة التسجيلات الخاصة بالدروس ومشاركتها مع التلميذ وتدوين ما تعلمه في دفتره المدرسي.</p>	<p><a href="#">قناة اللغة العربية والتربية الإسلامية بمدرسة وينشستر</a></p> <p><a href="#">فكرة تبذر حلم</a></p> <p><a href="#">إنَّ وأخواتها</a></p>
<p><b>Arabic for Non-Arabs</b></p>	<p><b>(منطقتي My area)</b> To describe some places in his/ her area. To analyse an article about his/ her area. To express the opinion in some places in different areas.  To describe favourite places using the exclamation style. To create signs, and tweets about different places.</p>	<p><b>Encourage</b> your child to use the topic vocabulary to practice writing about his favorite celebrity. <b>Encourage</b> your child to memorize his/her new vocabulary about the new topic (My area) the (dictionary). Share videos with your child about some places to help in comparing between them. Go through the links on the Arabic and Islamic YouTube channel so that you can help your child learn more at home about the topic</p>	<p><a href="#">Arabic and Islamic YouTube Channel</a></p>



# The Winchester School, Jebel Ali



## Family Learning Newsletter -Year 5- January -2026



<b>Islamic for Arabs</b>	<p>سورة الأعلى. (قرآن كريم)</p> <ul style="list-style-type: none"><li>- يشرح الطالب معاني سورة الأعلى.</li><li>- يُستنتج الطالب أهمية ذكر الله تعالى.</li><li>- يُستنتج الطالب واجب المسلم تجاه القرآن الكريم.</li></ul> <p>صلاة الجماعة (حديث)</p> <ul style="list-style-type: none"><li>- يشرح الطالب معاني مفردات الحديث.</li><li>- يستنتج الطالب أهمية صلاة الجماعة.</li><li>- يستنتج الطالب فوائد صلاة الجماعة على الفرد والمجتمع.</li></ul> <p>السُنن الرواتب</p> <ul style="list-style-type: none"><li>- يُميز الطالب بين الصلوات المفروضة والسُنن الرواتب.</li></ul> <p>يستنتج الطالب فضائل النوافل.</p>	<ul style="list-style-type: none"><li>- تشجيع الطالب على حفظ سورة الأعلى.</li><li>- حث الطالب على أداء صلاة الجماعة.</li><li>- تشجيع الطالب على أداء السنن الرواتب.</li></ul> <p>يمكن لولي الأمر الدخول من خلال الرابط المرفق لموقع قناة اللغة العربية والتربية الإسلامية الخاص بمدرسة وينشستر ومتابعة التسجيلات الخاصة بالدروس ومشاركتها مع التلميذ وتدوين ما تعلمه في دفتره المدرسي.</p>	<p><a href="#">قناة اللغة العربية والإسلامية بمدرسة وينشستر</a></p>
<b>Islamic for Non-Arabs</b>	<p><b>Sūrat al-A'īlā</b></p> <p>Students will be able to:</p> <ul style="list-style-type: none"><li>➤ recite Sūrat al-A'īlā correctly.</li><li>➤ memorize Sūrat al-A'īlā properly.</li><li>➤ explain the Qur'ānic vocabulary contained in the holy verses.</li><li>➤ explain the overall meaning of the verses.</li><li>➤ infer the good manners in treating others.</li><li>➤ explain how to show respect to the elderly and kindness to the frail and weak.</li></ul>	<p><b>How Parents Can Support</b></p> <ul style="list-style-type: none"><li>• Listen to and encourage correct recitation and memorization of the sūrah.</li><li>• Discuss key Qur'ānic vocabulary and meanings together.</li><li>• Talk about the overall message and lessons of the sūrah.</li><li>• Reinforce good manners in daily interactions.</li><li>• Encourage respect for elders and kindness to the weak or frail.</li><li>• Highlight the importance of moral character in Islam.</li></ul>	<p><a href="#">Arabic and Islamic YouTube Channel</a></p>



# The Winchester School, Jebel Ali



## Family Learning Newsletter -Year 5- January -2026



	<p>➤ explain the status of moral character in Islam.</p> <p><b>Kind Treatment</b></p> <p>Students will be able to:</p> <p>➤ Extrapolate good manners treating others.</p> <p>➤ Explain how to show respect to the elderly and kindness to the frail and weak.</p> <p>Explain the status of moral character in Islam.</p>	<p><b>Ways to support your kid</b></p> <ul style="list-style-type: none"><li>• Model polite speech and Islamic greetings.</li><li>• Encourage children to respect elders by listening, serving, and showing care.</li><li>• Teach kindness to the weak and frail through small helpful acts.</li><li>• Remind children that good character is central in Islam.</li><li>• Praise respectful behavior and make it fun with family challenges.</li></ul>	
<p>التربية الوطنية <b>Social Study (Arabs)</b></p>	<p>الوحدة الأولى وطن السعادة السكان في دولة الإمارات العربية المتحدة -1 يشرح زيادة النمو السكاني في دولة الإمارات العربية يستنتج من خلال الخرائط أماكن تركيز السكان في دولة الإمارات العربية المتحدة 2- الأنشطة الاقتصادية في دولة الإمارات العربية المتحدة يشرح تأثير العوامل الطبيعية على حياة السكان والأنشطة الطبيعية في دولة الإمارات العربية المتحدة يصف تأثير الإنسان على المعالم الطبيعية للأرض بمرور الزمن</p>	<p>مساعدة الطالب في معرفة النمو السكاني وأثره في دولة الإمارات مساعدة الطالب في معرفة أهم الأنشطة الاقتصادية في دولة الإمارات</p>	
<p><b>French</b></p>	<p><b>Topic: French poster creation</b> To recap topics done in term 1 <u>les couleurs</u> To identify colors in French To differentiate between masculin and plural colors in French</p>	<p> </p> <p>Ask your child about the date of birth, today's date, names and his favourite colour and animal in French</p>	<p><a href="https://wordwall.net/en-gb/community/quiz-les-animaux">https://wordwall.net/en-gb/community/quiz-les-animaux</a> <a href="https://quizizz.com/admin/quiz/5f042ccb8fcee1001bf2ccaf/gr">https://quizizz.com/admin/quiz/5f042ccb8fcee1001bf2ccaf/gr</a></p>



# The Winchester School, Jebel Ali




## Family Learning Newsletter -Year 5- January -2026

	<p><u>les animaux</u> To explore new vocabulary of animals in French To differentiate between the masculine and feminine vocabulary of animals in French</p>	<div style="text-align: center;">  <div style="border: 1px solid blue; padding: 5px; display: inline-block; margin: 5px;">Share</div> </div> <p>Create a poster about your favorite animal and color using adjectives agreements</p> <div style="text-align: center;">  <div style="border: 1px solid yellow; padding: 5px; display: inline-block; margin: 5px;">Encourage</div> </div> <p>Students to keep exploring the links given.</p>	<p><a href="https://www.quizizz.com/admin/quiz/6138771859c108001e3a47a1/les-couleurs?source=search-result-page&amp;page=QuizPage&amp;searchSource=normal&amp;arid=05c6cb89-2290-4896-89c0-f1db9a54baf7&amp;apos=">etings-in-french?source=search-result-page&amp;page=QuizPage&amp;searchSource=normal&amp;arid=05c6cb89-2290-4896-89c0-f1db9a54baf7&amp;apos=</a></p> <p><a href="https://www.quizizz.com/admin/quiz/6138771859c108001e3a47a1/les-couleurs?source=search-result-page&amp;page=QuizPage&amp;searchSource=normal&amp;arid=c1af9698-b374-4488-9098-876db8ed9eda&amp;apos=0">https://quizizz.com/admin/quiz/6138771859c108001e3a47a1/les-couleurs?source=search-result-page&amp;page=QuizPage&amp;searchSource=normal&amp;arid=c1af9698-b374-4488-9098-876db8ed9eda&amp;apos=0</a></p>
<p><b>Physical Education Activity -1</b></p> <p><b>Activity - 2</b></p> <p><b>Activity - 3</b></p> <p><b>Activity- 4</b></p>	<p>Basketball – one on one</p> <p>Basketball – two on two</p> <p>Basketball – three on three</p> <p>Basketball – game</p>	<p><u>Talk and Encourage the children to do the following:</u></p> <p><u>Proper warm up</u> The Students will do the proper warm up and will practice sports day events and skills with basic rules.</p> <p>Follow the links for the skills and rules</p> <p><u>Cooldown</u> After the game students will do proper cooldown activity.</p>	<p><u>Useful sites:</u></p> <p>Links: <a href="#">Basketball 1 on 1</a></p> <p><a href="#">Basketball 2 v 2</a></p> <p><a href="#">Basketball 3 v 3</a></p> <p><a href="#">Team game &amp; rules</a></p>
<p><b>Information and Communication Technology</b></p>	<p><b><u>Topic Computational Thinking</u></b></p> <p>Break down a given problem into smaller, more manageable parts</p>	<p><b>Empower</b> children with the confidence needed to tackle ambiguous problems, and a general curiosity that leads them to ask and answer big questions.</p>	<p>To learn more about computational thinking, we</p>



# The Winchester School, Jebel Ali



## Family Learning Newsletter -Year 5- January -2026

	<p>Recognize patterns and similarities in different problems</p> <p>Explain the benefits of problem decomposition</p> <p>Apply the process of problem decomposition to real-life situations and everyday problems</p> <p>Describe and explain the iterative process of refining and improving an algorithm</p> <p>Design a simple algorithm using flowcharts or pseudocode, debug and correct errors in algorithms</p> <p>Explain how computational thinking can be applied in solving real-world problems using algorithm</p>	<p>Encourage to design an algorithm to highlight the impact of plastics in the ocean as part of the climate crisis –</p> <p><b>Planet Protectors</b></p>	<p>recommend the following readings and resources</p> <p><a href="https://www.bbc.co.uk/bitesize/guides/zp92mp3/revision/1">https://www.bbc.co.uk/bitesize/guides/zp92mp3/revision/1</a></p>
<p><b>Music</b> (Mr. Joyson)</p>	<p>Learning musical staff line note and space notes and play notes G A B in the recorder with the backing track</p> <p>Line notes E, G, B, D, F.</p> <p>Space notes F, A, C, E.</p>	<p>Let the child practice at home with the backing track, even though there will be squeaking.</p>	
<p><b>Music</b> (Mr. Kiko)</p>	<p>Improving children’s confidence and musicality through singing actions songs and chanting rhymes.</p> <p>Reading notes and rests</p>	<p><b>Encourage</b> the child to sing action songs at home.</p> <p><b>Encourage</b> the child to watch the kinds of notes video</p>	<p><a href="https://www.timeout.com/new-york-kids/music/best-kids-songs">https://www.timeout.com/new-york-kids/music/best-kids-songs</a></p> <p><a href="#">Kinds of Notes and Rests.mp4</a></p>
<p><b>Music</b> (Mr. Sunil)</p>	<p>Learning how to play Ukulele. (C, F and G Chords)</p>	<p>Let the child practice at home, even though there will be squeaking.</p>	



# The Winchester School, Jebel Ali



## Family Learning Newsletter -Year 5- January -2026

		<p>Be an audience. But it is better also to check if the child is holding the Ukulele properly.</p>	
<p><b>Leadership Gemstones</b></p>	<p><b>Leading with reflection</b></p> <p>To explain the importance of self-reflection in leadership and identify ways reflective practice can strengthen personal growth, clarify purpose, and inspire others.</p> <p>Moonstone helps you see things clearly and trust your decisions, reflect on your actions and set personal goals for the new year. Share insights to inspire others to start the year with intention.</p>	<p><b>Activity 1: The Moonstone Mindful Moments Challenge</b> Moonstone encourages calmness and clarity. With your child, choose one simple way to practice mindfulness at home (taking three deep breaths together, sitting quietly for a minute, or noticing sounds around you). Write one sentence to complete: “We practiced mindfulness by...”</p> <p><b>Activity 2: Our Family Moonlit Reflection Page</b> Moonstone reminds us to pause and reflect. Create a small drawing or journal page that shows a moment when your family felt peaceful, thoughtful, or calm — such as a quiet evening, a shared conversation, or a relaxing activity. Bring it to class so your child can share a moment of calm with friends.</p> <p><b>Activity 3: Words of Calm and Clarity</b> Talk with your child about soothing and encouraging words that help people feel grounded (like “Take your time,” “I’m here for you,” “You’re doing your best”). Write them down using soft, gentle colors or decorate a mini “Moonstone Words” poster. Encourage your child to share their poster in class to inspire others to stay calm, thoughtful, and centered.</p>	