



# The Winchester School

## Year 8- Family Learning Newsletter –January - 2026

SUBJECT	FOCUS	ACTIVITIES	WEBSITES
ENGLISH	<p><b>Topic: Building Vocabulary skills</b></p> <p><b>Learning Objectives:</b></p> <ul style="list-style-type: none"> <li>❖ To articulate thoughts and feelings using appropriate vocabulary.</li> </ul>	<p><b>Activities: Encourage your child to complete the following activities:</b></p> <ul style="list-style-type: none"> <li>❖ Use the given scrabble link to play online with your family and learn new words.</li> <li>❖ Using the given Word of the Day link, help your child create flash cards or a word wall for new vocabulary learnt and encourage the use of new words in daily routine conversation.</li> <li>❖ Play word building games such as scrabble or solving word puzzles with your child.</li> <li>❖ Discuss the advantages and disadvantages of attending a winter camp. Then encourage them to make a wish list of what they would like to experience in winter camp.</li> </ul>	<p><a href="https://playscrabble.com/">https://playscrabble.com/</a></p> <p><a href="https://www.merriam-webster.com/word-of-the-day/calendar">https://www.merriam-webster.com/word-of-the-day/calendar</a></p> <p><a href="https://thewordsearch.com/cat/science/">https://thewordsearch.com/cat/science/</a></p> <p><a href="https://thewordsearch.com/puzzle/1990/charles-dickens/">https://thewordsearch.com/puzzle/1990/charles-dickens/</a></p>
MATHS	<p><b>Topic: Percentages Increase and Decrease</b></p> <p><b>Learning Outcome:</b></p> <ul style="list-style-type: none"> <li>❖ To apply their understanding of percentage change to personal finance scenarios.</li> <li>❖ To understand and apply the concept of percentage increase and decrease and solve problems involving percentage changes.</li> </ul>	<p><b>Activities: Encourage your child to complete the following activities:</b></p> <ul style="list-style-type: none"> <li>❖ Motivate and talk to your child regarding Percentages which provides a useful and common way to express a part of a quantity. The word is derived from the Latin per centum meaning. “By the hundred”.</li> <li>❖ Encourage them to collect examples from newspapers, magazines or from daily life related to common percentages such as 50%, 25% and 10% and practise estimating percentages to get a better understanding of the concept.</li> <li>❖ Motivate them into advanced problem solving may that include percentage change and how it is applied in real life to</li> </ul>	<p><a href="https://www.bbc.co.uk/bitesize/to%20pics/zf6pyrd">https://www.bbc.co.uk/bitesize/to%20pics/zf6pyrd</a></p> <p><a href="https://www.mathsisfun.com/perc%20entag e.html">https://www.mathsisfun.com/perc%20entag e.html</a></p> <p><a href="http://www.edinformatics.com/tim%20ss/po p2/mp">http://www.edinformatics.com/tim%20ss/po p2/mp</a></p> <p><a href="http://www.transum.org/Software/%20SW/S tarterof the day/starter Oc%20tober%205. ASP">http://www.transum.org/Software/%20SW/S tarterof the day/starter Oc%20tober%205. ASP</a></p>



# The Winchester School

## Year 8- Family Learning Newsletter –January - 2026

		<p>discounts and interest. A study of the use of percentages in the media can provide many discussion points.</p> <ul style="list-style-type: none"> <li>❖ Encourage your child to use his/her own understanding of place value to round decimal numbers. Also, to use decimal numbers in the context of measures and money.</li> <li>❖ Work with your child and encourage her/him to investigate and explore the properties of decimal numbers and gain a better understanding of them. With your child, explore Technology (Food): Diet and Health Options (Nutritional Analysis).</li> </ul>	<p><a href="http://www.ks3maths.co.uk/year7/lesso%20ns/number/%20number-decimals.htm">http://www.ks3maths.co.uk/year7/lesso%20ns/number/%20number-decimals.htm</a></p>
<p>SCIENCE</p>	<p><b>Topic: Photosynthesis</b></p> <p><b>Learning Objectives:</b></p> <ul style="list-style-type: none"> <li>❖ To understand the importance of food and explain the chemical reaction taking place during photosynthesis.</li> <li>❖ To investigate the different factors affecting the rate of photosynthesis</li> <li>❖ To investigate the importance of minerals to plants</li> </ul> <p><b>Topic: Electricity</b></p> <p><b>Learning Objectives:</b></p> <ul style="list-style-type: none"> <li>❖ Justify the working of batteries, using ideas about charge</li> </ul>	<p><b>Activities: Encourage your child to complete the following activities:</b></p> <ul style="list-style-type: none"> <li>❖ Create photosynthesis interactive notebook foldable.</li> <li>❖ Ask students to connect what they observe in their daily life to the concept of photosynthesis.</li> <li>❖ Encourage the students for a research project to explore the process of nitrogen fixation.</li> <li>❖ Students can create a model of a fruit battery and explain its working</li> <li>❖ Students work individually to create an analogy of the parts of the circuit.</li> <li>❖ Create an interesting PowerPoint or otherwise visually appealing presentation to describe the importance of parallel and series circuit.</li> <li>❖ Students can make an infographic poster to present the ideas of electron transfer.</li> <li>❖ Students will create a simple circuit using recycled materials.</li> </ul>	<p><a href="https://www.bbc.co.uk/bitesize/guides/zs4mk2p/revision/2">https://www.bbc.co.uk/bitesize/guides/zs4mk2p/revision/2</a></p> <p><a href="http://www.docbrown.info/ebiology/photosynthesis.htm">http://www.docbrown.info/ebiology/photosynthesis.htm</a></p> <p><a href="https://www.bbc.co.uk/bitesize/guides/z3w4k7h/revision/6">https://www.bbc.co.uk/bitesize/guides/z3w4k7h/revision/6</a></p> <p><a href="https://www.bbc.co.uk/bitesize/guides/z3w4k7h/revision/7">https://www.bbc.co.uk/bitesize/guides/z3w4k7h/revision/7</a></p> <p><a href="https://www.education.com/science-fair/article/which-fruit-produce-electricity/">https://www.education.com/science-fair/article/which-fruit-produce-electricity/</a></p> <p><a href="https://www.thoughtco.com/how-to-make-a-fruit-battery-605970">https://www.thoughtco.com/how-to-make-a-fruit-battery-605970</a></p>



# The Winchester School

## Year 8- Family Learning Newsletter –January - 2026

	<ul style="list-style-type: none"><li>❖ Explain the significance of series or parallel circuits, including the domestic ring main as an example.</li><li>❖ Compare and contrast useful and dangerous instances of static charge.</li><li>❖ Using diagrammatic representation compare and contrast series and parallel circuit.</li><li>❖ Use ideas of electron transfer to explain recognising the principle of Van de graff generator</li><li>❖ Safely plan and carry out an investigation into current, voltage, resistance and Ohm's law.</li></ul>	<ul style="list-style-type: none"><li>❖ Students will research on creative ideas towards sustainability.</li></ul>	<p><a href="https://www.batterystuff.com/kb/articles/battery-articles/battery-bank-tutorial.html">https://www.batterystuff.com/kb/articles/battery-articles/battery-bank-tutorial.html</a></p> <p><a href="https://www.pinterest.com/Recyclart/cool-electronic-projects-diy-ideas/?lp=true">https://www.pinterest.com/Recyclart/cool-electronic-projects-diy-ideas/?lp=true</a></p> <p><a href="https://www.bbc.co.uk/bitesize/guides/z437hyc/revision/1">https://www.bbc.co.uk/bitesize/guides/z437hyc/revision/1</a></p>
ARABIC (Arabs)	<p><b>Topic:</b> قصيدة حكم ومواعظ - قصة إن غدا لناظره قريب - الفعل المبني للمجهول - الفعل المبني للمجهول</p> <p><b>Learning Objectives:</b></p> <ul style="list-style-type: none"><li>❖ أن يحلل النص الشعري لغويًا وبلاغيًا</li><li>❖ أن يقارن بين النص ومثيله في نفس الغرض</li><li>❖ أن يحلل القصة تحليلًا لغويًا</li><li>❖ أن يحلل القصة تحليلًا فنيًا</li><li>❖ أن يميز بين أنواع الفعل من حيث البناء</li><li>❖ أن يعرب جملة الفعل المبني للمجهول إعرابًا تامًا</li></ul>	<p><b>Activities:</b> Encourage your child to complete the following activities:</p> <ul style="list-style-type: none"><li>❖ يحدد الفكرة العامة للنص الشعري</li><li>❖ يستخرج مواطن الجمال في النص</li><li>❖ يقيم النص من حيث الأفكار والأساليب</li><li>❖ يوضح العناصر الفنية للقصة</li><li>❖ يبين الفكرة العامة والأفكار الفرعية للقصة</li><li>❖ يوظف الفعل المبني للمجهول في كتابات إبداعية</li><li>❖ يبحث عن أدلة للفعل المبني للمجهول في الشعر والقرآن ويعربها</li></ul>	<p><a href="https://www.youtube.com/watch?v=zk6Urn2iZq8">https://www.youtube.com/watch?v=zk6Urn2iZq8</a></p> <p><a href="https://seraj-uae.com/file/534/">https://seraj-uae.com/file/534/</a></p> <p><a href="https://seraj-uae.com/file/399/">https://seraj-uae.com/file/399/</a></p>



# The Winchester School

## Year 8- Family Learning Newsletter –January - 2026

<p>ISLAMIC STUDIES (Arabs)</p>	<p>Topic: سورة الرحمن 25-1 الإعتدال في الإنفاق</p> <p>Learning Objectives: تفسير المفردات القرآنية للآيات من خلال تحديد مظاهر عظمة الله ونعمه . تحديد نعم الله أستنتج أثر الإسراف والإعتدال على الفرد والمجتمع-1 . أقدم حلولاً لمعالجة الإسراف والتفاخر-2</p>	<p>Activities: Encourage your child to complete the following activities:</p> <p>ما أهمية العدل؟ وما دلالة عدل الله مع الناس؟ وما الآية التي تدل عليه في السورة؟ الأنهار والبحار من مظاهر قدرة الله فما دلالة ذلك؟ وما أهم ما يميزها وما نعم الله فيهما؟ ”تكرار الآية“ فبأي آلاء ربكما تكذبان اذكر عدد مرات تكرار الآية ومواضعها. 2. فسّر سبب هذا التكرار وفق 1. آراء المفسرين أراد الصحابي سعد بن أبي وقاص أن يتصدق بثلثي ماله، فرفض النبي ﷺ ذلك، ابحث عن القصة، ووضح أسباب رفض النبي. الكتاب ص32 من مشكلات المجتمع الإسراف في الوقت وتضييعه فيما لا يفيد. اشرح تلك الظاهرة وأسبابها وطرق علاجها. اذكر أهم مظاهر الإعتدال في الإنفاق التي تحدث عنها القرآن والحديث. مع الإستدلال على واحد منها</p>	<p><a href="https://tafsir.app/saadi/55/1">https://tafsir.app/saadi/55/1</a> <a href="https://surahquran.com/tafsir-mokhtasar/531.html">https://surahquran.com/tafsir-mokhtasar/531.html</a> <a href="http://quran.ksu.edu.sa/tafseer/katheer/sura55-aya1.html">http://quran.ksu.edu.sa/tafseer/katheer/sura55-aya1.html</a> <a href="https://ar.wikipedia.org/wiki/%D8%B4%D9%83%D8%B1_%D8%A7%D9%84%D9%86%D8%B9%D9%85%D8%A9">https://ar.wikipedia.org/wiki/%D8%B4%D9%83%D8%B1_%D8%A7%D9%84%D9%86%D8%B9%D9%85%D8%A9</a> <a href="https://islamqa.info/ar/answers/125984">https://islamqa.info/ar/answers/125984</a> <a href="https://seraj-uae.com/file/465/">https://seraj-uae.com/file/465/</a> <a href="https://kalemtayeb.com/safahat/item/16622">https://kalemtayeb.com/safahat/item/16622</a> <a href="https://teacherhelp.info/%D8%A7%D9%84%D8%A7%D8%B9%D8%AA%D8%AF%D8%A7%D9%84-%D9%81%D9%8A-%D8%A7%D9%84%D8%A5%D9%86%D9%81%D8%A7%D9%82/">https://teacherhelp.info/%D8%A7%D9%84%D8%A7%D8%B9%D8%AA%D8%AF%D8%A7%D9%84-%D9%81%D9%8A-%D8%A7%D9%84%D8%A5%D9%86%D9%81%D8%A7%D9%82/</a></p>
<p>ARABIC (Non- Arabs)</p>	<p>Topic: سوق العمل Learning Objectives: -أن يوضح الطالب أهمية العمل للفرد وللمجتمع.</p>	<p>Activities: Encourage your child to complete the following activities:</p> <p>1. تسجيل فيديو عن أنواع المهن</p>	<p><a href="https://www.youtube.com/watch?v=-P1IRrkKeww&amp;pp=ygUv2YHZitiv2YrZiCDYqti52YTZitmF2Yog2LnZhiDYr9ix2LMg2KfZhNmF2YfZhiA%3D">https://www.youtube.com/watch?v=-P1IRrkKeww&amp;pp=ygUv2YHZitiv2YrZiCDYqti52YTZitmF2Yog2LnZhiDYr9ix2LMg2KfZhNmF2YfZhiA%3D</a></p>



# The Winchester School

## Year 8- Family Learning Newsletter –January - 2026

	<p>- ان يناقش الطالب ماذا يتمنى أن يعمل في المستقبل.</p> <p>- أن يخطط الطالب لمستقبله.</p> <p>- أن ينشئ موضوعاً عن العمل.</p> <p>- أن يوضح دور الإمارات في توفير فرص عمل مختلفة.</p> <p>- أن يبدي رأيه في عمل والده.</p> <p>- أن ينقد سوق العمل في بلد ما .</p> <p>- أن يطرح أفكاراً لتطوير سوق العمل .</p> <p>- أن يوضح أثر التكنولوجيا والتقدم العلمي والاقتصاد على سوق العمل .</p> <p>- أن يقارن بين سوقي عمل مختلفين .</p> <p>- أن يحلل الطالب النص تحليلاً أدبياً.</p> <p>- أن يصمم الطالب السيرة الذاتية.</p>	<ol style="list-style-type: none"><li>2. كتابة تقرير عن المهن</li><li>3. المهن الحديثة في دولة الإمارات</li><li>4. أخلاقيات العمل</li><li>5. مهاراتي والمهنة المناسبة لي</li><li>6. زيارة سوق العمل</li><li>7. ريادة الأعمال</li></ol>	<p><a href="https://www.youtube.com/watch?v=mwHhEo25jlo&amp;list=RDmwHhEo25jlo&amp;start_radio=1&amp;pp=ygUv2YHZitiv2YrZiCDYqti52YTZitmF2Yog2LnZhiDYr9ix2LMq2KfZhNmF2YfZhiCgBwE%3D">https://www.youtube.com/watch?v=mwHhEo25jlo&amp;list=RDmwHhEo25jlo&amp;start_radio=1&amp;pp=ygUv2YHZitiv2YrZiCDYqti52YTZitmF2Yog2LnZhiDYr9ix2LMq2KfZhNmF2YfZhiCgBwE%3D</a></p> <p><a href="https://www.youtube.com/watch?v=LG4vw3skM&amp;pp=ygUv2YHZitiv2YrZiCDYqti52YTZitmF2Yog2LnZhiDYr9ix2LMq2KfZhNmF2YfZhiA%3D">https://www.youtube.com/watch?v=LG4vw3skM&amp;pp=ygUv2YHZitiv2YrZiCDYqti52YTZitmF2Yog2LnZhiDYr9ix2LMq2KfZhNmF2YfZhiA%3D</a></p>
ISLAMIC STUDIES (Non- Arabs)	<p><b>Topic: THOSE IN THE SHADE OF THE MOST MERCIFUL</b></p> <p><b>Learning Objectives:</b></p>	<p><b>Activities: Encourage your child to complete the following activities:</b></p>	<p><a href="https://www.islamicity.org/17252/the-concept-of-justice-in-islam/">https://www.islamicity.org/17252/the-concept-of-justice-in-islam/</a></p> <p><a href="https://www.wisdomlib.org/concept/arab-culture">https://www.wisdomlib.org/concept/arab-culture</a></p>



# The Winchester School

## Year 8- Family Learning Newsletter –January - 2026

	<ul style="list-style-type: none"><li>❖ To comprehend the importance and effects of choosing right path.</li><li>❖ To evaluate the effects of fearing of Allah on an individual and society</li></ul> <p><b>Topic: THE ARAB ISLAMIC CIVILIZATION</b></p> <p><b>Learning Objectives:</b></p> <ul style="list-style-type: none"><li>❖ To explicate the Arabic civilization prior to Islam</li><li>❖ To define the characteristics of Arab Islamic Culture.</li></ul>	<ul style="list-style-type: none"><li>❖ Create a chart on the qualities a good believer needs to win Allah's pleasure. (e.g., "What does ar-Rahmān mean?" or "How is Allah's mercy shown in the story of Ḥārūn?").</li><li>❖ How would you define the role of U.A.E to maintaining the Arab Islamic civilization? List some efforts it is making to preserve the culture and civilization to lost.</li></ul>	
UAE Social Studies	<p><b>Topic:</b> مصادر المعلومات الجغرافية الحديثة</p> <p><b>❖ Learning Objectives:</b></p> <ul style="list-style-type: none"><li>❖ يشرح تأثير التكنولوجيا المتقدمة في نظم المعلومات الجغرافية ومجالات الاستخدام ومدى الإفادة.</li><li>❖ يناقش مصادر المعلومات الجغرافية الجديدة.</li><li>❖ يجري بحثاً حول مواضيع تتعلق بنظم المعلومات الجغرافية من خلال جمع المعلومات من مصادر متنوعة مطبوعة ورقمية.</li><li>❖ يوضح طرق التقاط صور الاستشعار عن بعد الرقمية.</li></ul>	<ul style="list-style-type: none"><li>❖ <b>Activities: Encourage your child to complete the following activities:</b></li><li>❖ <b>شجّع طفلك على</b> استكشاف تطبيق خرائط مثل <i>Google Maps</i> أو <i>UAE Maps</i> لمعرفة كيف يستخدم نظام تحديد المواقع (GPS) في تحديد الاتجاهات والمسافات.</li><li>❖ <b>حفّز طفلك على</b> مشاهدة مقطع قصير عن "الإمارات وعلوم الفضاء" ثم تدوين أهم إنجازات الدولة في الاستشعار عن بعد والأقمار الصناعية، مثل "خليفة سات".</li></ul>	<p><a href="https://www.youtube.com/watch?v=tsAN9I2k1eM">https://www.youtube.com/watch?v=tsAN9I2k1eM</a></p> <p><a href="https://www.youtube.com/watch?v=5G6jAfQ8RaM">https://www.youtube.com/watch?v=5G6jAfQ8RaM</a></p> <p><a href="https://www.youtube.com/watch?v=K7ZwE-7Qhgo&amp;list=PLhvHGWDMvdoQXBy9RAGGsZUdx-5Ady97">https://www.youtube.com/watch?v=K7ZwE-7Qhgo&amp;list=PLhvHGWDMvdoQXBy9RAGGsZUdx-5Ady97</a></p> <p><a href="https://www.youtube.com/watch?v=xHZZ3jcSVPo">https://www.youtube.com/watch?v=xHZZ3jcSVPo</a></p> <p><a href="https://www.youtube.com/watch?v=7MHBuTq0kx8">https://www.youtube.com/watch?v=7MHBuTq0kx8</a></p>



# The Winchester School

## Year 8- Family Learning Newsletter –January - 2026

	<ul style="list-style-type: none"><li>❖ يناقش أهمية الاستشعار عن بعد واستخداماته.</li><li>❖ يطبق مهارة تفسير صورة الاستشعار عن بعد.</li><li>❖ يقدر أهمية الاستثمار في العلوم والتكنولوجيا والأبحاث في تنمية اقتصاد دولة الإمارات العربية المتحدة.</li><li>❖ يعترف بجهود دولة الإمارات العربية المتحدة في تحقيق الريادة في مجال الفضاء.</li><li>❖ يشرح مكونات نظام تحديد المواقع.</li><li>❖ يوضح استخدامات نظام تحديد المواقع العالمي.</li><li>❖ يناقش تطبيقات نظام تحديد المواقع العالمية والمحلية.</li></ul>	<ul style="list-style-type: none"><li>❖ <b>بالاشتراك مع طفلك، ابتكر/اصنع خريطة بسيطة للحي أو المنطقة المحيطة بالمنزل، مستخدمين رموزاً توضيحية مستوحاة من نظم المعلومات الجغرافية (GIS).</b></li><li>❖ <b>ساعد طفلك على إجراء بحث قصير (5-7 سطور) حول إحدى تقنيات الاستشعار عن بعد، مثل الصور الحرارية أو صور الأقمار الصناعية، من خلال مصادر مطبوعة أو رقمية.</b></li><li>❖ <b>ابتكر/اصنع مع طفلك نموذجاً بسيطاً (على ورق أو باستخدام برنامج رقمي) يوضح الفرق بين صورة جوية وصورة قمر صناعي.</b></li><li>❖ <b>تحدث مع طفلك عن أهمية الاستثمار في التكنولوجيا والعلوم وكيف يساهم ذلك في تعزيز اقتصاد دولة الإمارات وتحقيق الريادة في مجال الفضاء.</b></li><li>❖ <b>ناقش مع طفلك المكونات الأساسية لنظام تحديد المواقع العالمي (GPS) وكيف تعمل الأقمار الصناعية على إرسال المعلومات واستقبالها.</b></li><li>❖ <b>مع طفلك... / جنباً إلى جنب مع طفلك... شاهدوا صورة استشعار عن بعد (يمكن أخذ واحدة من الإنترنت)، ثم</b></li></ul>	<p><a href="https://www.youtube.com/watch?v=B2w2TPJ1H7c">https://www.youtube.com/watch?v=B2w2TPJ1H7c</a></p> <p><a href="https://www.youtube.com/watch?v=3AUC-brAwrk">https://www.youtube.com/watch?v=3AUC-brAwrk</a></p>
--	---	--	---



# The Winchester School

## Year 8- Family Learning Newsletter –January - 2026

		<p>حاولا معًا تفسير ملاحظتها مثل: الطرق، المياه، المناطق الزراعية، أو العمران.</p> <p>❖ <b>ألهم طفلك...</b> بأن يتخيل نفسه عالم فضاء إماراتيًا، واطلب منه كتابة فقرة قصيرة عن مشروع فضائي يتمنى تنفيذه في المستقبل لخدمة البيئة أو المجتمع.</p>	
PSHCEE	<p><b>Topic: Animal Rights</b></p> <p><b>Learning Objectives:</b></p> <ul style="list-style-type: none"><li>❖ To explain, with examples, why humans use animals.</li><li>❖ To understand animals' rights</li></ul>	<p><b>Activities: Encourage your child to complete the following activities:</b></p> <ul style="list-style-type: none"><li>❖ Discuss with your child and encourage him/her to explain how useful animals are.</li><li>❖ Encourage your child to make a list of some procedures that are harmful to animals. E.g. Animal lab testing</li></ul>	<p><a href="https://u.ae/en/information-and-services/environment-and-energy/animal-welfare">https://u.ae/en/information-and-services/environment-and-energy/animal-welfare</a></p>
MORAL EDUCATION	<p><b>Topic: Trade, Travel and Communications: The UAE in an Increasing Globalised and Interconnected World; Cultural Exchange</b></p> <p><b>Learning Objectives:</b></p> <ul style="list-style-type: none"><li>❖ To understand the concept of 'globalisation' and how it affects the UAE</li><li>❖ To understand economic concepts</li></ul>	<p><b>Activities: Encourage your child to complete the following activities:</b></p> <ul style="list-style-type: none"><li>❖ Encourage your child to research on the term 'globalisation'</li><li>❖ Discuss the impact of globalisation in UAE.</li><li>❖ Talk to your child about the basic economic concepts.</li></ul>	<p><a href="https://www.dwtc.com/en/industry-insights/uae-the-face-of-globalisation/">https://www.dwtc.com/en/industry-insights/uae-the-face-of-globalisation/</a></p>



# The Winchester School

## Year 8- Family Learning Newsletter –January - 2026

HISTORY	<p><b>Topic: Development of democracy in 18th-19th century Britain</b></p> <p><b>Learning Objectives:</b></p> <ul style="list-style-type: none"> <li>❖ To analyse the growth of democracy in Britain during 18th-19th century Britain and its effect</li> </ul>	<p><b>Activities: Encourage your child to complete the following activities:</b></p> <ul style="list-style-type: none"> <li>❖ To analyse the growth of democracy in Britain during 18th-19th century Britain and its effect.</li> </ul>	<p><a href="https://study.com/academy/lesson/the-act-of-settlement-religious-governmental-assurances.html">https://study.com/academy/lesson/the-act-of-settlement-religious-governmental-assurances.html</a></p>
GEOGRAPHY	<p><b>Topic: Urban Land Use Model</b></p> <p><b>Learning Objectives:</b></p> <ul style="list-style-type: none"> <li>❖ To analyse the different zones of the Urban Mode.</li> </ul>	<p><b>Activities: Encourage your child to complete the following activities:</b></p> <ul style="list-style-type: none"> <li>❖ Motivate your child create an information brochure to promote the sale of a property located in either the CBD or in the suburbs of a city.</li> </ul>	<p><a href="https://www.geographycasestudy.com/urban-land-use-patterns-and-models/">https://www.geographycasestudy.com/urban-land-use-patterns-and-models/</a></p>
Moral Science and Cultural Studies	<p><b>Topic: What factors have Enabled Globalisation</b></p> <p><b>Learning Objectives:</b></p> <ul style="list-style-type: none"> <li>❖ To analyse effect of globalisation on UAE.</li> </ul>	<p><b>Activities: Discuss along with your child together &amp; ask them to complete the following activities:</b></p> <ul style="list-style-type: none"> <li>❖ How has globalisation made life in the UAE more convenient or exciting?</li> <li>❖ (More choices in food, products, education, technology)</li> <li>❖ Does globalisation have any challenges for the UAE? (Loss of cultural identity, dependence on imports, environmental impact)</li> <li>❖ How does the UAE balance global influence with Emirati heritage? (National Day celebrations, Arabic language focus, cultural preservation initiatives)</li> </ul>	<p><a href="#">Yr 8 MOE TExt book MSCS</a></p>



# The Winchester School




## Year 8- Family Learning Newsletter –January - 2026

FRENCH	<p><b>Topic: Voyages et Vacances</b></p> <p><b>Learning Objectives:</b></p> <ul style="list-style-type: none"><li>❖ To identify different countries along with their capital cities using the correct verbs</li><li>❖ To apply the correct prepositions with different countries and cities</li></ul>	<p><b>Activities: Encourage your child to complete the following activities:</b></p> <ul style="list-style-type: none"><li>❖ Encourage your child to read a short descriptive text about the vacation and countries</li><li>❖ Motivate your child to do research about prepositions with different countries and cities.</li><li>❖ Suggest that your child write about his Favorite country.</li></ul>	<p><a href="#">Apprendre les capitales des pays d'Europe - 1</a></p> <p>=</p>
ICT	<p><b>Topic: Operating systems and computer architecture.</b></p> <p><b>Learning Objectives:</b></p> <ul style="list-style-type: none"><li>❖ To describe an operating system and to evaluate the different types of Interfaces.</li></ul>	<p><b>Activities: Encourage your child to complete the following activities:</b></p> <ul style="list-style-type: none"><li>❖ Encourage your child to research on different operating systems.</li><li>❖ Demonstrate the use of an operating system to create folders, save work, sort files.</li><li>❖ Demonstrate different types of application software such as word-processor, database and Excel.</li></ul>	<p><a href="https://www.bbc.co.uk/bitesize/guides/zr9kw6f/revision/2">https://www.bbc.co.uk/bitesize/guides/zr9kw6f/revision/2</a></p>



# The Winchester School

## Year 8- Family Learning Newsletter –January - 2026

<p>STEAM</p>	<p><b>Topic: Minecraft Education</b></p> <p><b>Learning Objectives:</b></p> <ul style="list-style-type: none"> <li>❖ To explore the fractional and decimal relationships using a 10 x 10 garden.</li> </ul>	<p><b>Activities: Encourage your child to complete the following activities:</b></p> <ul style="list-style-type: none"> <li>❖ Encourage your child to Research how Minecraft can be related to fractions and decimals using base ten.</li> <li>❖ Creatively design a "garden" and label the work using PowerPoint presentation</li> </ul>	<p><a href="https://education.minecraft.net/en-us/lessons/decimalfraction-garden">https://education.minecraft.net/en-us/lessons/decimalfraction-garden</a></p>
<p>Leadership GEMSTONES</p> <p>Week 1</p> 	<p><b>JANUARY – WEEK 1</b></p> <p><b>LEADING WITH REFLECTION</b></p> <p><b>MOONSTONE: Encourages deep thinking and setting meaningful goals for growth.</b></p> 	<p><b>January - Quote for Week 1</b></p> <p><b>“Take time to think about your actions and set new goals.”</b></p> <p><b>MESSAGE</b></p> <p>In the journey of leadership, taking time to reflect on your actions helps you grow and stay true to your goals. It’s easy to get caught up in the excitement of leading, but pausing to think allows you to reconnect with your purpose and see where you can improve. These quiet moments help you find new ideas, set meaningful goals and become a stronger leader. By practicing self-reflection, you not only grow as a leader but also inspire your peers to do the same.</p> <p><b>REFLECT</b></p> <p>How can I create time to pause and think about how I’m leading?</p> <p>What new goals can I set to make a positive impact on my team or community?</p>	<p>Click on the Padlet link or scan the QR code to share your views on LEADING WITH GRATITUDE and what have you done to embrace the quotes of the week? Share your stories or actions to inspire others!</p> <p><a href="https://padlet.com/The_Winchester_School/ks3-january-gems-leadership-moonstone-hrl4u78uibp9ujet">https://padlet.com/The_Winchester_School/ks3-january-gems-leadership-moonstone-hrl4u78uibp9ujet</a></p> 



# The Winchester School

## Year 8- Family Learning Newsletter –January - 2026

		<p><b>Activity:</b> Encourage your child to lead a 5-minute "Leadership Pause" at home: share one action from their week (like supporting a teammate), reflect on what went well and what to improve, then set a family goal like "one kind act daily." Draw it on paper and snap a photo to share progress!</p>	
<p>Leadership GEMSTONES  Week 2</p>	<p><b>JANUARY – WEEK 2</b></p> <p><b>LEADING WITH REFLECTION</b></p> <p><b>MOONSTONE: Encourages deep thinking and setting meaningful goals for growth.</b></p> <div data-bbox="367 823 871 1114" style="border: 1px solid #ccc; padding: 10px; margin: 10px 0;"> <p style="text-align: center; font-size: small;">JANUARY – WEEK 2 <b>LEADING WITH REFLECTION</b> MOONSTONE: Encourages deep thinking and setting meaningful goals for growth.</p> <p style="text-align: center; font-size: 1.2em;">“ Moments of silence bring clarity and help you trust your decisions. ”</p> <p style="font-size: x-small;">MESSAGE: Silence is where clarity is born. In moments of stillness, your mind can process challenges, ideas and emotions with greater depth. Leaders who embrace silence often uncover solutions and insights that get lost in the noise of constant activity.</p> <p style="font-size: x-small;">REFLECT: How can I create regular moments of silence to enhance my leadership clarity? What practices can I incorporate into my daily routine to ensure I have the quiet time needed for deep reflection and thoughtful decision-making?</p> </div>	<p><b>January - Quote for Week 2</b></p> <p><b>“Moments of silence bring clarity and help you trust your decisions.”</b></p> <p><b>MESSAGE:</b> Silence is where clarity is born. In moments of stillness, your mind can process challenges, ideas and emotions with greater depth. Leaders who embrace silence often uncover solutions and insights that get lost in the noise of constant activity.</p> <p><b>REFLECT:</b> How can I create regular moments of silence to enhance my leadership clarity? What practices can I incorporate into my daily routine to ensure I have the quiet time needed for deep reflection and thoughtful decision-making?</p> <p><b>ACTIVITY:</b> With your child, spend five quiet minutes together and each write down one decision you’re thinking about this week, then share how a moment of silence might help you see that decision more clearly before acting.</p>	



# The Winchester School

## Year 8- Family Learning Newsletter –January - 2026

<p>Leadership GEMSTONES</p> <p>Week 3</p>	<p><b>JANUARY – WEEK 3</b></p> <p><b>LEADING WITH REFLECTION</b></p> <p><b>MOONSTONE: Encourages deep thinking and setting meaningful goals for growth.</b></p> <div style="border: 1px solid #ccc; padding: 10px; margin-top: 10px;"> <p style="text-align: center; font-size: small;">JANUARY – WEEK 3 <b>LEADING WITH REFLECTION</b> MOONSTONE: Encourages deep thinking and setting meaningful goals for growth.</p> <p style="font-size: 2em; margin-top: 10px;">“</p> <p style="font-size: 1.2em;">Reflecting on how others feel helps you understand your impact.”</p> <p style="font-size: 2em; margin-top: 10px;">”</p> <p style="font-size: x-small; margin-top: 10px;"><b>MESSAGE:</b> Empathy in leadership is not about providing all the answers or solutions. It is about offering presence, understanding and emotional support. When we walk alongside those we lead, we validate their experiences and make them feel seen and heard. This approach builds trust, fosters psychological safety and strengthens relationships.</p> <p style="font-size: x-small; margin-top: 5px;"><b>REFLECT:</b> Am I creating a culture where people feel safe sharing their challenges? How can I be fully present to truly hear and understand the needs of those I lead?</p> </div>	<p><b>January - Quote for Week 3</b></p> <p><b>“Reflecting on how others feel helps you understand your impact.”</b></p> <p><b>MESSAGE:</b> Empathy in leadership is not about providing all the answers or solutions. It is about offering presence, understanding and emotional support. When we walk alongside those we lead, we validate their experiences and make them feel seen and heard. This approach builds trust, fosters psychological safety and strengthens relationships.</p> <p><b>REFLECT:</b> Am I creating a culture where people feel safe sharing their challenges? How can I be fully present to truly hear and understand the needs of those I lead?</p> <p><b>ACTIVITY:</b> With your child, each write a short anonymous “mini-story” about a time someone’s words really changed how you felt. Swap papers, silently underline feeling words, then discuss how leaders can choose words that heal, not hurt, and why that builds trust at home and school</p>	
<p>Leadership GEMSTONES</p> <p>Week 4</p>	<p><b>JANUARY – WEEK 4</b></p> <p><b>LEADING WITH REFLECTION</b></p> <p><b>MOONSTONE: Encourages deep thinking and setting meaningful goals for growth.</b></p>	<p><b>January - Quote for Week 4</b></p> <p><b>“Self-reflection helps you ask important questions to understand yourself better.”</b></p> <p><b>MESSAGE:</b> Self-reflection is about taking a moment to look within and uncover what truly drives you as a leader. It’s not always easy—it means facing uncomfortable truths and asking tough questions about your actions, motivations and</p>	



# The Winchester School

## Year 8- Family Learning Newsletter –January - 2026

JANUARY – WEEK 4  
**LEADING WITH REFLECTION**  
MOONSTONE:  
Encourages deep thinking and setting meaningful goals for growth.

“ Self-reflection helps you ask important questions to understand yourself better. ”

MESSAGE: Self-reflection is about taking a moment to look within and uncover what truly drives you as a leader. It's not always easy—it means facing uncomfortable truths and asking tough questions about your actions, motivations and decisions. But it's through this process that you grow, learn and develop the skills to lead with authenticity and purpose.

REFLECT: What questions am I afraid to ask myself and how could answering them help me become a better leader? What simple habits can I adopt to make self-reflection a regular part of my leadership journey?

decisions. But it's through this process that you grow, learn and develop the skills to lead with authenticity and purpose.

**REFLECT:** What questions am I afraid to ask myself and how could answering them help me become a better leader? What simple habits can I adopt to make self-reflection a regular part of my leadership journey?

**ACTIVITY:** With your child, create a “Moonstone January Highlights” challenge: each family member shares one moment this month when they used self-reflection, empathy, or silence to make a better decision or support someone. Then record a 30–60 second video together where your child briefly explains one favourite Moonstone moment, who was involved (parent, sibling, pet, etc.), and how it showed leadership at home.

