





# The Winchester School, Jebel Ali

## Family Learning Newsletter - Year 1 March 2026



Area of learning	Focus	Activities to help your child at home	Useful Websites/Resources
<p><b>Literacy</b></p>	<p>Spelling - To use phonic knowledge to spell words with er / ir / ur <i>Examples:</i> burst, thirst, helper</p> <p>“k” sound words Example – king, desk, kettle</p> <p><b>Grammar - Alliteration</b> To recognise alliteration and use it in their writing.</p>	<p><b><u>Spelling Bingo:</u></b> Create Bingo cards with spelling words instead of numbers. Call out the definitions or use the words in sentences, and your child marks the corresponding word on their card. This game makes learning fun and interactive.</p> <p><b><u>Engaging Spelling Drill</u></b> Fold three columns on a piece of paper labelled 'trace,' 'copy,' and 'recall.' Write the word in the first column, and have your child trace the letters. While doing so, talk about the letters and pronunciation. Next, <b>encourage</b> your child to copy the word, and offer positive feedback. Finally, <b>encourage</b> them to recall the spelling independently by hiding the first two columns.</p> <p><b>Alliteration</b> is when a sentence or phrase has many words that start with the same sound. It is a tongue-twisters. Basically, the first consonant repeats itself throughout the sentence.</p> <ul style="list-style-type: none"> <li>Examples:</li> </ul>	<p><a href="#">er, ir and ur.docx</a></p>  <p><a href="#">k booklet.docx</a></p>  <p><a href="#">alliteration? - Group sort (wordwall.net)</a></p>



# The Winchester School, Jebel Ali

## Family Learning Newsletter - Year 1 March 2026



- 1. Go and gather the green leaves on the grass.
- 2. Please put away your paints and practice the piano.
- The big bad bear and baby bunnies by the bushes.

### **Activity: A sound story**

Pick a sound for example, let's say the sound is 's'. Then make up a story with lots of 's' sounds in.

Tell your child 'If you hear a 's' then put your hands on your heads.'

An example of a story could be...'One day Steve the Snake went to the sandy beach. He saw a sea serpent in the sea. The serpent jumped out and slithered towards Steve. He tried to slice him with his teeth!

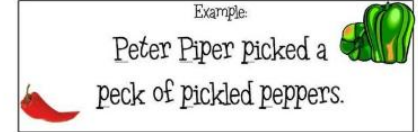
### **Rhyming Alliteration:**

Introduce rhyming words with the same starting sound. Create simple sentences like "Sam sat on the silly swing" or "Billy bounced a big blue ball." **Talk** about the repeating sounds. **Encourage** your child to make their rhyming sentences with alliteration. **Share** and **talk** about their creative choices. Have your child share

## Alliteration

The use of the same beginning consonant sound in a line or verse.

Example:



[Alliteration.docx](#)



# The Winchester School, Jebel Ali

## Family Learning Newsletter - Year 1 March 2026



		<p>their rhyming sentences with family or friends and <b>encourage</b> them to discuss what they enjoyed.</p> <p><b><u>Tongue Twister Challenge:</u></b> Practice fun tongue twisters as a family. Examples: She sells seashells by the seashore. Peter Piper picked a peck of pickled peppers. Encourage your child to create their own tongue twisters.</p>	
<b>Numeracy</b>	To know the numbers as odd or even.	<p>Talk to your child about sharing objects. Give away objects like spoons, cubes, beans, straws ranging from 1-20. Then ask them to share them equally into two groups. Now ask whether they can share all the numbers equally. Point out the fact that not all the numbers can be shared equally. Tell them the numbers which can be divided equally into two groups with no leftovers is called even number. The numbers 2, 4, 6, 8, and 0 are all even numbers. An odd number cannot be shared equally into two groups and has leftovers. The numbers 1, 3, 5, 7, and 9 are all odd numbers.</p> <p><b>Dice Game</b></p>	<p><a href="https://wordwall.net/resource/97710333/math/odd-and-even-numbers">https://wordwall.net/resource/97710333/math/odd-and-even-numbers</a></p>



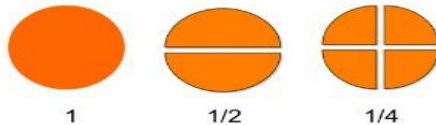
# The Winchester School, Jebel Ali

## Family Learning Newsletter - Year 1 March 2026



To identify quarter of a shape and a set of objects or numbers.

Whole, Half, Quarter



- Roll a dice.
- Say the number.
- Decide together if it is **odd or even**.
- Take turns to explain why.

Talk to your child about sharing equally into four groups.

1. Give child objects such as beans, cubes, buttons, or coins (use numbers that can be shared into 4, e.g. 4, 8, 12, 16).
2. Ask them to share the objects equally into four groups.
3. Ask:
  - Are all four groups the same?
  - How many are in each group?

When we share something into four equal groups, each group is called a quarter.

Activity 2: Quarter of Food

- Cut a sandwich, pizza, or apple into 4 equal parts.
- Show one piece and say:  
This is one quarter.
- Put the pieces back together to show the whole.

Activity 3: Quarter of a Shape

- Draw shapes (square, circle, rectangle).
- Divide them into 4 equal parts.
- Ask your child to shade one quarter or two quarters.

Activity 4: Quarter of a Number

- Use numbers like 4, 8, 12, 16.


<https://kids.classroomsecrets.co.uk/resource/year-1-find-a-quarter-of-a-shape-game/>



# The Winchester School, Jebel Ali

## Family Learning Newsletter - Year 1 March 2026



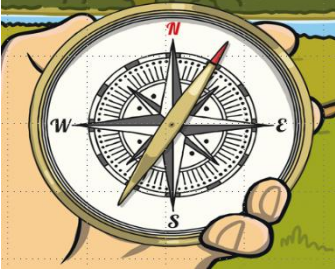
		<ul style="list-style-type: none"> <li>• Share the objects into 4 equal groups.</li> <li>• Ask: How many in one group?</li> <li>• Explain: One group is one quarter of the number. Example: 8 cubes → 4 groups → 2 in each group So, <math>\frac{1}{4}</math> of 8 = 2</li> </ul>	
<p><b>Science Plants</b></p>	<p><u><b>Growing Plants</b></u></p> <p>To identify the factors that affect the growth of the plant.</p> 	<p><b>Activity:</b> Has your child planted a seed in a small pot or garden. Use easy-to-grow seeds like beans, sunflowers, or peas.</p> <p><b>Skills:</b> Understanding plant growth, responsibility.</p> <p><b>Discussion:</b> Explain how seeds need soil, water, sunlight, and air to grow. Ask the child to predict what will happen and how long it will take for the seed to sprout.</p> <p><b>Activity:</b> Place two small plants in different locations—one in direct sunlight and the other in a shaded area or covered with a black bag. Keep them watered regularly and observe the difference in growth.</p> <p><b>For water-</b>Use two identical plants or seeds. Water one plant every day and the other plant every few days. Observe the results over time.</p> <p><b>Discussion:</b> Ask students to describe how the plants look after a week. Which one is growing better and why? Discuss how sunlight and affects plant growth.</p> <p><b>TALK</b> to your child about what they need in their daily life to grow, similarly relate it with the needs of plants.</p>	<p><u>Factors affecting the plant growth</u></p>



# The Winchester School, Jebel Ali

## Family Learning Newsletter - Year 1 March 2026



		Encourage them to think if any of the factors is absent what will happen to the growth of plant. Will the plant grow healthy and good or it will shrink? Will it bear good fruit or not?	
<b>Humanities</b> Geography	<b>Compass Points</b> To explore compass directions. 	<b>Talk</b> to your child about a compass rose and the compass points.  <b>Share</b> information about a compass rose and explore its uses.  <b>Encourage</b> your child to use a compass rose, find directions and name and locate the compass points.  <b>Key vocabulary:</b> compass, directions, North, East, South, West	<a href="#">Compass fln.pptx</a>
<b>UAE Social Studies</b>	To explore cultural arts.	<b>Talk</b> about the different cultural arts.  <b>Share</b> details with your child about the different cultural arts children are familiar with.  <b>Encourage</b> your child to explore different cultural arts such as traditional music, dance, crafts, paintings, and storytelling, and share what they discover by discussing their favourite art form or trying a simple creative activity at home.	<a href="#">Cultural Arts of the UAE.pdf</a>
<b>Arabic for Arabs</b>	أن يميز التلميذ أشكال وأصوات الحروف التالية:- <b>ف ق ك ل</b>	مساعدة الابن على نطق الحرف بصورة صحيحة. مساعدة الابن على كتابة الحرف بشكل صحيح .	



# The Winchester School, Jebel Ali

## Family Learning Newsletter - Year 1 March 2026



	<p>أن يحدد التلميذ صوت الحرف مع الحركات القصيرة والطويلة . أن يكتب التلميذ الحرف بصورة صحيحة . أن يقرأ التلميذ كلمات تتضمن الحرف من خلال النظر للصور . أن يربط التلميذ بين الحروف التي تم تعلمها لتكوين كلمات جديدة . أن يصف التلميذ صورًا مختلفةً بشكل صحيح .</p>	<p>مساعدة الابن على كتابة كلمات من حروف تعلمها وتصميم بوستر للحروف مع الكلمات . مساعدة الابن في جمع صور لكلمات تحوي الحروف التي تعلمها . مساعدة الابن في إعداد معجم صغير مرفق بصور عن الحروف التي تعلمها . إملاء الحروف التي تم تعلمها بصورة دورية . ربط الحروف الهجائية بحياته اليومية من خلال البحث في ألعابه أو داخل البيت وخارجه عن أشياء تبدأ بالحروف التي تعلمها .</p> <p>يمكن لولي الأمر الدخول من خلال الرابط المرفق لموقع قناة اللغة العربية والتربية الإسلامية الخاص بمدرسة ونشستر ومتابعة التسجيلات الخاصة الدروس ومشاركتها مع التلميذ وتدوين ما تعلمه في دفتره المدرسي .</p>	<p><a href="#">Arabic and Islamic YouTube Channel</a></p>
<b>Arabic for non-Arabs</b>	<p>some Arabic instruction some Arabic verbs Some Arabic phrases. The shapes of ل - ك - ق - ف . with short and long vowels, and words as an example of each sound. Arabic song (colours) form simple sentence from the pictures. Reading words include the sounds have learned.</p>	<p><b>Encourage</b> your child to practice writing the letters with its shapes he- she learnt at school. <b>Encourage</b> your child to practice making oral sentences using the words. <b>Go through</b> the links on the Arabic and Islamic YouTube channel so that you can help your child learn more at home about the topic.</p>	<p><a href="#">Arabic and Islamic YouTube Channel</a></p>
<b>Islamic for Arabs</b>	<p>درس التعاون أن يستنتج التلميذ معنى التعاون وكيفية تطبيق سلوك التعاون مع الوالدين في المنزل أن يستنتج التلميذ سلوك التعاون مع زملائه في المدرسة وفي الصف أن يستنتج التلميذ أن خلق التعاون يحبه الله ورسوله صلى الله عليه وسلم</p>	<p>يساعد ولي الأمر التلميذ في معرفة معنى التعاون بالأسلوب الصحيح يساعد ولي الأمر التلميذ في استنتاج كيفية التعاون مع الوالدين والجيران يساعد ولي الأمر التلميذ في معرفة مفهوم التعاون في المدرسة مع زملائه في المدرسة والصف</p>	<p><a href="#">فيديو عن التعاون</a> <a href="#">فيديو عن مظاهر الاحتفال بعيد الفطر المبارك</a> <a href="#">قناة اللغة العربية والتربية الإسلامية بمدرسة ونشستر</a></p>



# The Winchester School, Jebel Ali

## Family Learning Newsletter - Year 1 March 2026



	<p>درس عيد الفطر أن يستنتج التلميذ أنعيد الفطر يأتي بعد شهر رمضان أن يتعرف التلميذ على صلاة العيد كأحد مظاهر العيد أن يذكر سلوكًا صحيحًا في العيد (الفرح - الزيارة - المشاركة) أن يظهر الفرح والاحتفال والشكر لله في عيد الفطر</p>	<p>التحدث مع التلميذ عن أسلوب التعاون وأهميتها سواء كانت مع الوالدين أو الجيران أو الأصدقاء في المدرسة أن يساعد ولي الأمر التلميذ على فهم مفهوم التعاون بشكل صحيح يساعد ولي الأمر التلميذ في التعرف على مظاهر الاحتفال بعيد الفطر يساعد ولي الأمر التلميذ في تطبيق السلوكيات الصحيحة الدالة على عيد الفطر من حيث زيارة الأهل والأصدقاء يمكن لولي الأمر الدخول من خلال الرابط المرفق لموقع قناة اللغة العربية والتربية الإسلامية الخاص بمدرسة ونشستر ومتابعة التسجيلات الخاصة بالدروس ومشاركتها مع التلميذ وتدوين ما تعلمه في دفتره المدرسي.</p>	
<p><b>Islamic for non-Arabs</b></p>	<p><b>- Cooperation</b></p> <p>Students learn the meaning of cooperation, how to practice it at home and at school, and understand that cooperation is a value loved by Allah and His Messenger (peace be upon him).</p> <p><b>- Eid al-Fitr</b></p> <p>Students learn that Eid al-Fitr comes after Ramadan, recognize the Eid prayer, practice correct Eid behaviors, and express joy, celebration, and gratitude to Allah.</p>	<p>Encourage your child to cooperate with family members at home.</p> <p>Teach your child that working together makes tasks easier and more enjoyable.</p> <p>The parent helps the student recognize the ways Eid al-Fitr is celebrated and supports the student in practicing correct Eid behaviors, such as visiting family and friends.</p>	<p><a href="#">Arabic and Islamic YouTube Channel</a></p>



# The Winchester School, Jebel Ali

## Family Learning Newsletter - Year 1 March 2026



<p><b>Physical Education</b></p> <p>Activity 1</p> <p>Activity 2</p>	<p><b>Obstacle race: Obstacle race through the cones.</b></p> <p><b>Obstacle race: Obstacle race over the hurdles.</b></p>	<p><u>Talk and encourage the children to do the following:</u>  <u>Proper warm up</u>          The students will do the proper warm up and will practice the skills with basic rules.          Follow the links for the skills and rules  <u>Cooldown</u>          After the game students will do proper cooldown activity.</p>	<p><a href="#">Motor coordination activities for kids (Cones).mp4</a></p> <p><a href="#">Hurdle Jumps.mp4</a></p>
<p><b>Information and Communications Technology</b></p>	<ul style="list-style-type: none"> <li>To discover that the Internet can be used to visit far-away places and learn new things.</li> <li>To compare how staying safe online is similar to staying safe in the real world.</li> </ul>	<p><b>Talk</b> to your child about internet safety.  <b>Encourage</b> your child to stay safe by using safe links.  <b>Explore, Research and Share</b> information on how to use the internet safely.  <b>Encourage</b> your child to write 5 safety rules in the word document.  <b>Activity-</b>          Create a “Buddy Safety Rules” poster on internet safety.          Draw pictures of things that are safe and unsafe online.</p>	<p><a href="https://learnenglishkids.britishcouncil.org/grammar-vocabulary/grammar-chants/internet-safety">https://learnenglishkids.britishcouncil.org/grammar-vocabulary/grammar-chants/internet-safety</a></p>
<p><b>Music</b> Mr. Kiko</p>	<ul style="list-style-type: none"> <li>Learning what are the different kind of music instruments and their sounds</li> <li>Improving children’s confidence and musicality through singing actions songs.</li> </ul>	<ul style="list-style-type: none"> <li>Encourage the child to act how a music instrument is played</li> <li>Encourage the child to sing action songs at home.</li> </ul>	<p><a href="#">Music Induction Day (Kiko).mp4</a></p> <p><a href="#">Music Lesson - The Orchestra Instruments.mp4</a></p>
<p><b>Music</b> Mr. Sunil</p>	<p>Read and play Musical notes with the help of some words (Bee, Glow- worm, Butterfly and caterpillar)</p>	<ul style="list-style-type: none"> <li>Let the Children play the rhythm with the help of words by clapping (Bee, Glow- worm, Butterfly and caterpillar)</li> <li>Ask the child how to play Music with</li> </ul>	



# The Winchester School, Jebel Ali

## Family Learning Newsletter - Year 1 March 2026



		the help of (Bee, Glow- worm, Butterfly and caterpillar) by clapping	
<b>Music</b> Mr. Joyson	<ul style="list-style-type: none"> <li>Improving child’s confidence and musicality through singing actions songs</li> <li>Sing Bim Bum action song</li> </ul>	<ul style="list-style-type: none"> <li>Let the children sing action songs at home.</li> <li>Ask the child to perform the songs we learned in school.</li> </ul>	<a href="#">Year 1 -Bim Bum ~ A Clapping Game Song.mp4</a>
<b>Leadership Gemstones</b>	<p><b>Focus – Value of the Month: March “Leading with Integrity” – Diamond</b>          Emphasises honesty, reliability, and staying true to one’s values, even in tough situations. Encourages children to make fair decisions, keep promises, and act consistently with their beliefs.</p> <p><b>Ramadan: AMETHYST LEADING WITH PURPOSE</b>  <b>Value of the Month: Ramadan “Leading with Purpose” – Amethyst</b>          Reflect, serve, and hold oneself accountable. Encourages mindfulness, self-discipline, and thoughtful action. Helps children stay focused, act with intention, and serve others</p>	<ul style="list-style-type: none"> <li><b>Promise Tracker</b>            Provide a notebook for your child to write one promise per day, such as “I will help set the table.” At the end of the day, review: celebrate kept promises and discussing improvements.  <i>Teaches:</i> Responsibility, accountability, consistency, trustworthiness.</li> <li><b>Integrity Role-Play Challenge</b>            Create simple scenarios where your child chooses between an easy option and the right option. For example: returning a lost toy or telling the truth about an accident. Act out both choices and discuss feelings, impact, and why honesty is important.  <i>Teaches:</i> Decision-making, honesty, understanding consequences, integrity.</li> </ul> <p>Organize reflection sessions during Ramadan focusing on personal accountability and self-discipline.</p> <ol style="list-style-type: none"> <li>How can I use self-discipline to guide my leadership journey?</li> </ol>	