




# The Winchester School, Jebel Ali

## Family Learning Newsletter-Year 2 -March - 2026





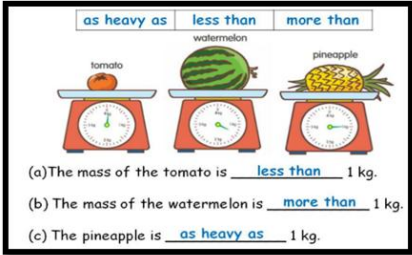
Area of learning	Focus	Home Activities/How can you help your child at home?	Useful websites
<p><b>English</b></p>	<p><b>Spelling</b> To spell words with the short /ʌ/ sound spelt as 'or' after 'w'. Rule: In a few words, the short /ʌ/ sound is spelt as 'or' after 'w'. Example: worth</p> <p>To spell words with the long /ɔ:/ sound spelt as 'ar' after 'w'. Rule: In a few words, the long /ɔ:/ sound is spelt as 'ar' after 'w'. Example: warn</p> <p><b>Grammar</b> To understand that -ness is added to the end of words to name a feeling or a quality (e.g. <i>happiness, sadness</i>).</p>	<p><b>Word Hunt:</b> Talk about the spelling rules with your child. Then, share a book or passage and encourage them to find words with 'or' after 'w' (like "worth") and 'ar' after 'w' (like "warn").</p> <p><b>Picture Word Hide-and-Seek:</b> Hide words that follow these rules in a picture. Encourage your child to find and circle the words. Talk about each word they find, and share turns hiding words for each other.</p> <p><b>Sentence Writing:</b> Talk about different words that follow these rules. Encourage your child to write sentences using these words. Share your own sentences and talk about how the words are used.</p> <p><b>Word Family Game:</b> Start with a word like "worth" or "warm". Talk about its meaning and spelling. Encourage your child to think of related words or find them in books. Share ideas and talk about how the words are connected. Use visual aids to reinforce the rule. Create flashcards with words that follow the rule, such as "war," "warm," "wart," etc.</p> <p>Say a root word (e.g. <i>happy, kind, sad</i>). Ask your child to add -ness. Encourage your child to decide if the word makes sense. Look through a storybook, magazine, or reading book. Find and list words with -ness. Share with your child what each word means.</p>	<p><a href="#">PDF Spelling Rule 22 - The sound spelt ar after w.pdf</a></p>  <p><a href="#">Long o sound after w.mp4</a></p> <p><a href="#">Suffix-ness</a></p>



# The Winchester School, Jebel Ali

## Family Learning Newsletter-Year 2 -March - 2026



	<p>To understand that -ment is added to the end of words to name an action or result (e.g. <i>enjoyment, excitement</i>).</p> <p><b>Text Level-Novel: The Wind in the Willows</b></p> <p>To be able to write a character profile. To make a list of quotes that describe a character and setting. To describe a scene from the novel and explain how the author makes it come alive for the reader.</p>	<p>Say a root word (e.g. <i>enjoy, excite, move</i>). Ask your child to add -ment. Encourage your child to decide if the word makes sense. Act out a -ment word using actions or facial expressions (e.g. <i>excitement, enjoyment, movement</i>). Ask your child to watch and guess the -ment word. Talk together about what the word means and when they might feel or see it. Example:</p> <ul style="list-style-type: none"> <li>• Jumping, clapping, big smile → excitement</li> <li>• Walking, dancing, running → movement</li> </ul> <p>Introduce the main characters – Mole, Ratty, Badger, and Toad. Discuss their characteristics and personalities. Encourage your child to create simple character profiles or drawings to help remember the characters. Read a chapter together and ask your child to identify descriptive quotes about characters or settings. Encourage your child to visualize and draw a scene from the book, then describe it in their own words.</p>	<p><a href="#">suffix-ment</a></p> <p><a href="#">Quiz</a></p> 
<p><b>Mathematics</b></p>	<p><b>Measurement of Mass</b></p> <p>To compare, describe, and solve practical problems for: mass/weight. for example, heavy/light, heavier than, lighter than. Measure and record the mass/weight of objects.</p>	<p>In a grocery store <b>share</b> some items which are measured by weight. <b>Encourage</b> your child to read the weight given on their packaging in grams or kilograms. Encourage him/her to get some vegetables or fruits, estimate how much do they weigh these items.</p> 	 <p>(a) The mass of the tomato is <u>less than</u> 1 kg. (b) The mass of the watermelon is <u>more than</u> 1 kg. (c) The pineapple is <u>as heavy as</u> 1 kg.</p>



# The Winchester School, Jebel Ali

## Family Learning Newsletter-Year 2 -March - 2026



### QUESTIONS TO ASK

Order these 5 objects from lightest to heaviest.

Which object is lighter/heavier?

Which 2 objects do you think might weigh the same as this object?

### Position, Direction, and Movement

To follow and give instructions involving position, direction, and movement.

**Encourage** Playing a maze game where you take it in turns to give directions to get to a specific place. Share ways of giving directions - forward 3 steps, 2 blocks left etc.



### Data Handling

Ask and answer simple questions by counting the number of objects in each category and  
Interpret and construct tally charts, block diagrams, and simple tables.  
sorting the categories by quantity.

**Talk** to your child about different ways of presenting data. (Tally chart, pictogram, block graphs etc.)

[bar charts](#)




# The Winchester School, Jebel Ali

## Family Learning Newsletter-Year 2 -March - 2026



Ask and answer questions about totaling and comparing categorical data.



**Encourage** your child to create a tally chart and record the number of cars in the parking area.

Cars in the Parking area	
Colour	Tally
Red	
Yellow	
Blue	
Green	

You can also ask your child to record:

- types or colours of clothes in a wardrobe
- colours of front doors
- coins in a purse

### QUESTIONS TO ASK

How do you make a tally mark?

Why is a pictogram called so?

What happens when there are already four tally marks, and you want to add a fifth tally mark to that group?

Encourage your child to create questions based on the data collected and challenge his/her siblings to answer them using vocabulary like How many more? How many less? Total, difference, least, most etc.,

[Interpreting data](#)



# The Winchester School, Jebel Ali

## Family Learning Newsletter-Year 2 -March - 2026



		<p>How many more spoons than forks/knives/ are in our kitchen?</p> <p>What coins are the most in number?</p>	
<p><b>Science</b></p>	<p><b><u>Animals- Including Humans</u></b></p> <p>To describe the basic needs of animals, including humans, for survival (water, food and air).</p> <p>To describe the importance of exercise, eating the right amounts of different types of food, and hygiene.</p>	<p><b><u>Discuss</u></b> the importance of exercise, eating the right amounts of different types of food, and hygiene.</p> <p><b><u>Explore</u></b> different types of food, sort them into different categories and plan meals with your child.</p> <p><b><u>Talk</u></b> about the importance of keeping clean for their health.</p> <p><b><u>Create</u></b> a picture book with your child to demonstrate what they know about keeping healthy.</p> <p><b>Talk about</b> Why do we need food? What happens if we don't drink water?</p> <p><b>Daily Exercise Challenge</b>What to do: <b>Choose 3 activities:</b> <b>jumping/skipping/dancing/walking/stretching</b></p> <p><b>Challenge:</b> Move for <b>10–15 minutes.</b></p> <p><b>Talk about:</b> <i>How does your body feel after exercise?</i></p>	<p><a href="#">Importance of healthy food and exercise.pdf</a></p>
<p><b>Humanities</b></p> <p>Geography</p>	<p><b><u>Atlas skills -The UK and the World</u></b></p> <p>To explore the use of an atlas.</p> <p><b>Key vocabulary:</b> map symbols, atlas, index, page numbers, contents, key, human,</p>	<p><b>Talk</b> to your child about the use of atlases and globes to locate the world's seven continents, five oceans, the UAE, and their home country.</p> <p><b>Share</b> with your child the key features of an atlas and how the index is used to locate the pages with the relevant information they require.</p>	<p><a href="#">Atlas skills.pdf</a></p>



# The Winchester School, Jebel Ali

## Family Learning Newsletter-Year 2 -March - 2026



	physical, continent, country, capital city, cartographer, continent, ocean, countries.	<b>Encourage</b> your child to write the names of the emirates in the UAE, the countries of the UK and their home country in alphabetical order as they would appear in the index of an atlas.	
<b>Moral, Social and Cultural Studies / Moral Education</b>	<p><b><u>My Friends</u></b></p> <p>To explore where our friends in the UAE come from.</p> <p><b>Key vocabulary:</b> expat, religion, language, history.</p> <p><b><u>We're All Different!</u></b></p> <p>To explore the similarities and differences between our classmates.</p> <p><b>Key vocabulary:</b> different, grow up, holiday, hobby</p>	<p><b>Talk</b> to your child about the people who live in the UAE from all over the world, the countries they come from, the languages they speak, the cultures they follow and the food they eat with a focus on the Chinese culture.</p> <p><b>Share</b> with your child pictures and videos of different cultures.</p> <p><b>Encourage</b> your child to respect and find out more about people from other countries.</p> <p><b>Talk</b> to your child about the similarities and differences between themselves and their friends from other countries.</p> <p><b>Share</b> examples from your own experience, emphasizing the beauty of diversity.</p> <p><b>Encourage</b> them to reflect on aspects such as favourite colour, favourite school subject, favourite book, favourite hobby, favourite food, favourite holiday what they want to be when they grow up and the like, while also appreciating the uniqueness of each person.</p>	<p><a href="#">My Friends.pdf</a></p> <p><a href="#">We're All Different!.pdf</a></p>
<b>التربية الوطنية Social studies</b>	<p>مهن أجدادي أن يميز الطالب مهن الأجداد في الزراعة والصيد والصناعة والتجارة مهنتي عندما أكبر أن يحدد المتعلم مهنته المستقبلية وماذا يريد أن يصبح في المستقبل.</p>	<p>مساعدة ولي الأمر للتمييز في التعرف على مهن الأجداد مساعدة التلميذ في تمييز بعض المصطلحات مساعدة التلميذ في معرفة معلومات عن مهن الأجداد في الصناعة والتجارة والزراعة. مساعدة التلميذ في التخطيط لمهنته المستقبلية ورسم خطوات تحديد المستقبل.</p>	
<b>Arabic for Arabs</b>	<p>قصة كوكووهوهو قصة اللقلق يبحث عن بيت جديد قصة ملكة وقرنها المكسور</p>	<p>الدعم المقدم من ولي الأمر يقوم ولي الأمر بمتابعة التقدم في الكتابة وتعلم كتابة الحرف المضعف متابعة التلميذ في قراءة القصص الجديدة</p>	<p>قناة اللغة العربية والتربية الإسلامية بمدرسة و نشستر شاهد وتعلم</p>



# The Winchester School, Jebel Ali

## Family Learning Newsletter-Year 2 -March - 2026



	<p>قصة نونة النشيطة أن يحدد التلميذ شخصيات القصة أن يستنتج التلاميذ المكان والزمان أن يقرأ التلاميذ القصة قراءة جهرية صحيحة أن يضع التلاميذ نهاية جديدة للقصة أن يكتب التلاميذ ملخص للقصة أن يحدد التلاميذ الجمل الاسمية والفعلية في القصة <b>نشيد عيد ميلادي</b> أن يحدد التلاميذ مفردات النص أن يميز الفرق بين الشعر والنثر أن يحدد المعنى الإجمالي للنشيد</p>	<p>تقديم الفيديوهات لمساعدة التلميذ على فهم القصص والنصوص مساعدة التلميذ للدخول على قناة المدرسة على اليوتيوب مساعدة التلميذ في كتابة الإملاء والتدرب عليها يمكن لولي الأمر الدخول من خلال الرابط المرفق لموقع قناة اللغة العربية والتربية الإسلامية الخاص بمدرسة ونشستر ومتابعة التسجيلات الخاصة بالدروس ومشاركتها مع التلميذ وتدوين ما تعلمه في دفتره المدرسي.</p>	<p><a href="https://youtu.be/X2g-i7JFbul">https://youtu.be/X2g-i7JFbul</a></p>
<p><b>Arabic for non-Arabs</b></p>	<p><b>The Home</b> -To use (this is) ((هذا – هذه)) - To make a sentence about home. - To conjugate the verb with the pronouns in sentences. - To create sentences about home using some connectives. - To describe the home and with different adjectives.</p>	<p>In every new lesson, we provide new words with their meanings. Help your child memorize them and use them in sentences on his/her own. Ask your child to describe the home. Ask your child to write new words. Go through the links on the Arabic and Islamic YouTube channel so that you can help your child learn more at home about the topic.</p>	<p><u>Courses for Learning Arabic</u>  <u>Arabic Activities</u> <u>Learn Arabic for Kids</u>  <u>Arabic alphabets</u>  <u>Learn New Arabic Vocabulary</u>  <u>Learn Arabic Writing</u></p>
<p><b>Islamic for Arabs</b></p>	<p><b>أحب أسرتي</b>  أبين حقوق أفراد الأسرة أذكر بعض صور التعاون بين أفراد الأسرة أدلل على إحساني لأقاربي  <b>سورة قريش</b></p>	<p>. مساعدة ولي الامر للتلميذ على التعرف على معرفة حقوق الأسرة مساعدة ولي الأمر للتلميذ على توضيح صور التعاون بين أفراد الأسرة مساعدة ولي الأمر للتلميذ على كيفية صلة الرحم والإحسان إلى الأهل والأقارب وذلك من خلال فتح قناة ونشستر وسماع فيديوهات عن فضل التعاون وصلة الرحم</p>	



# The Winchester School, Jebel Ali

## Family Learning Newsletter-Year 2 -March - 2026



	<p>أتلو سورة قريش تلاوة سليمة أفسر المفردات الواردة في السورة الكريمة أبين المعنى الإجمالي للسورة الكريمة.</p>	<p>يساعد ولي الأمر التلميذ في تلاوة السورة تلاوة صحيحة مع التدقيق على سلامة مخارج الحروف</p> <p>يساعد ولي الأمر التلميذ على تفسير مفردات السورة الكريمة يساعد ولي الأمر التلميذ على توضيح المعنى الإجمالي للسورة</p>	
<p><b>Islamic for non-Arabs</b></p>	<p><b>The Pillars of Islam</b> to conclude the Five Pillars of Islam. To conclude the importance of Pillars of Islam. To deduce the benefits of each of the pillars of Islam.</p>	<p>- explain why Muslims follow the Five Pillars. The child shares one reason why Muslims pray, fast, or give charity. -The child talks with family about one pillar they practice together and says or writes one sentence about its importance.</p>	<p><a href="#">Arabic and Islamic YouTube Channel</a></p>
<p><b>Physical Education</b></p>	<p>Activity 1 Throwball- Catching</p> <p>Activity 2 Throwball- Throwing</p>	<p><b><u>Talk and encourage the children to do the following:</u></b></p> <p><b><u>Proper warm-up</u></b> The students will do the proper warm up and will practice the skills with basic rules.</p> <p>Follow the links for the skills and rules</p> <p><b><u>Cooldown</u></b> After the game students will do proper cooldown activity.</p>	<p><a href="#">Catching. (Teaching Fundamentals of PE).mp4</a></p> <p><a href="#">Overarm throws (Throwing).mp4</a></p>
<p><b>Computing and thinking</b></p>	<p><b>Topics – Revision</b> Develop coding skills by creating interactive programs using Scratch Jr for real-life applications.</p>	<p><b>Discuss Healthy Lifestyle and Digital Storytelling.</b></p> <p>Talk about what being healthy means. Being healthy can mean eating good food, exercising, sleeping well, and caring for others.</p> <p><b>Challenge: My Healthy Plan</b></p> <p>With your family, talk about: What healthy foods to eat.</p>	<p><a href="https://www.scratchjr.org/">https://www.scratchjr.org/</a></p>



# The Winchester School, Jebel Ali

## Family Learning Newsletter-Year 2 -March - 2026



		<p>What exercises do;          Create a simple diet and exercise plan using scratch Jr where your character talks about healthy diet.  <b>Helping Grandparents</b>          Create an animation in Scratch Jr showing:          Reminding grandparents to take medicine          Drinking water          Going for a walk          This helps children connect coding to real-life caring and responsibility at home.</p>	
<p><b>Music Year02          Joyson</b></p>	<p>Improving child’s confidence and musicality through singing actions songs and singing with the appropriate tune.          Song: you are my sunshine</p>	<ul style="list-style-type: none"> <li>•Let the children sing action songs at home.</li> <li>•Ask the child to perform the songs we learned in school.</li> <li>•Help the child choose which other songs they know aside from the songs taught in school and let them invent their own singing actions.</li> </ul>	<p><a href="#">year 2 -You Are My Sunshine .mp4</a></p>
<p><b>Music Year02          Sunil</b></p>	<p>Read and play Musical notes with the help of some words (Bee, Glow- worm, Butterfly and caterpillar)</p>	<p>Let the Children play the rhythm with the help of words by clapping          (Bee, Glow- worm, Butterfly and caterpillar)          Ask the child to read and play the musical notes without the word support</p>	
<p><b>Music Year02          Kiko</b></p>	<p>Learning what are the different kinds of musical instruments and their sounds          Improving children’s confidence and musicality through singing actions songs and chanting rhymes</p>	<p>Encourage the child to act how a musical instrument is played          Encourage the child to sing action songs at home.</p>	<p><a href="#">Music Induction Day (Kiko).mp4</a></p> <p><a href="#">Music Lesson - The Orchestra Instruments.mp4</a></p>



# The Winchester School, Jebel Ali

## Family Learning Newsletter-Year 2 -March - 2026



<b>Leadership Gemstones</b>	<p><b>Leadership Gemstone: Diamond</b> <b>LEADING WITH INTEGRITY</b></p> <p><b>Emphasize honesty and stay true to one's values, even in tough situations.</b></p> <p>Ramadan: AMETHYST <b>LEADING WITH PURPOSE</b> <b>Value of the Month: Ramadan</b> <b>"Leading with Purpose" – Amethyst</b> Reflect, serve, and hold oneself accountable. Encourages mindfulness, self-discipline, and thoughtful action. Helps children stay focused, act with intention, and serve others</p>	<p>Choosing to do what's right, even when it's hard, shows that you are strong and trustworthy. It helps others respect and follow you.</p> <ol style="list-style-type: none"><li>1. How can I make sure my decisions are fair and honest?</li><li>2. How can I help others make good choices too?</li></ol> <p>Your actions say more about your values than your words ever could. When you live in a way that reflects what you believe, others are more likely to trust and respect you</p> <ol style="list-style-type: none"><li>1 Do my actions reflect what I truly believe?</li><li>2. How can I show others that I mean what I say? 3.</li></ol> <p>How can I be honest and</p> <p>Organize reflection sessions during Ramadan focusing on personal accountability and self-discipline.</p> <ol style="list-style-type: none"><li>1. How can I use self-discipline to guide my leadership journey?</li></ol>	
-----------------------------	--	--	--