



The Winchester School, Jebel Ali

Family Learning Newsletter- Year 3 March 2026



Area of learning	Focus	Activities to help your child at home	Useful Websites/Resources
<p>Literacy</p>	<div data-bbox="373 305 781 474" data-label="Image"></div> <p>Topic identified based on Term 2 gap analysis:</p> <ul style="list-style-type: none"> To spell words of two or more syllables. Homophones new-knew story-storey there-their <p>Grammar:</p> <ul style="list-style-type: none"> To apply punctuation marks appropriately in sentences. <div data-bbox="487 998 781 1383" data-label="Image"></div> <ul style="list-style-type: none"> To apply verb tenses correctly in sentences. 	<p>Activities to help your child at home</p> <p>Talk and encourage the children to do the following:</p> <p>Talk about the use of homophones. Homophones are words that sound the same as another word but have a different meaning, and often a different spelling.</p> <div data-bbox="1381 418 1591 636" data-label="Image"></div> <p>Discuss the rules of different homophones and identify the difference in meanings.</p> <p>Encourage your child to start making a spelling bank with different homophones.</p> <p>Make a list of homophones in a story. Your child can then try to frame sentences with each word.</p> <p>Punctuation: Pause while speaking to your child to express the end of a sentence. While reading a story with your child, highlight punctuation marks- full stops, capital letters, commas, question marks, exclamation marks and speech marks.</p> <div data-bbox="1423 863 1642 1166" data-label="Image"></div> <p>Verbs: Give your child a time limit to act out a certain verb. To get more practice within context, tell the children that they must make a sentence using the verb that is being acted out.</p> <p>Follow the sequence of a story. Ask questions such as - What happened first, next, later, finally.</p> <p>Encourage your child to highlight verbs in a paragraph and discuss which tense it has been narrated in.</p>	<p>Syllables</p> <p>Homophones</p> <p>Punctuation marks</p> <p>Verb tenses</p> <p>Compound words</p>



The Winchester School, Jebel Ali

Family Learning Newsletter- Year 3 March 2026



Verb tenses tell us when things happen.

Events can happen in the

- Past
- Present
- Future

- Compound nouns

Compound Nouns

NOUN	+	NOUN
<small>bodyguard, travel agent, sunflower</small>		
ADJECTIVE	+	NOUN
<small>full moon, greenhouse, highway</small>		
PREPOSITION	+	NOUN
<small>underground, input, bycatch</small>		
VERB	+	NOUN
<small>breakfast, driving licence</small>		
NOUN	+	PREPOSITION
<small>hanger-on, love-in</small>		
NOUN	+	VERB
<small>hairstyle, rainfall</small>		
VERB	+	PREPOSITION
<small>check-in, build-up</small>		
ADJECTIVE	+	VERB
<small>dry-cleaning</small>		

- To identify Collective nouns as a **collection of people, place, animal or thing.**

Text Level:

Advertisements and Leaflets

1. London Zoo Leaflet
2. Fun on Bikes

Speak to your child about the use of tenses that ascertain at what time an event in the story is taking place.

A compound noun is a noun made from at least two words. Encourage your child with some examples of compound nouns.

Example: Toothpaste: a paste used in cleaning the teeth.

Schoolhouse: a building used as a school.

Bedroom: a room in the house where one sleeps in a bed.

Collective Nouns:

Encourage your child to play a Match Up Game-


- Cut up some pieces of green card and write the following on each: bees, flowers, people, trees, fish, wolves, grapes and kittens.
- Then cut up some pieces of yellow card and write the following on each: crowd, pack, litter, bunch, swarm, bouquet, forest and shoal.
- Ask your child to match the green cards to the yellow cards.
(Answers: a crowd of people, a pack of wolves, a kindle of kittens, a bunch of grapes, a swarm of bees, a bouquet of flowers, a forest of trees, a shoal of fish.)

Play the [Writing leaflets activity](#) to initiate discussion of content and purpose of Leaflets.

Discuss the features of a good advertisement with your child.

Encourage your child to use the right vocabulary while planning to create a new advertisement in the form of a leaflet.

[Collective nouns](#)



[Advertisements and leaflets](#)

Posters and Leaflets

- Short, snappy sentences/phrases
- An eye catching layout
- A catchy slogan
- Something to offer
- Attention grabbing pictures or photographs
- A final reminder of the product or message






The Winchester School, Jebel Ali

Family Learning Newsletter- Year 3 March 2026



	<p>Moral Education: Kindness and Empathy What is kindness and why is it important? Why is it important to be empathetic towards others?</p> <p>Leadership Gemstone Diamond - Integrity Key Focus – Stay honest and true to values</p>	<ul style="list-style-type: none"> Share with your child ideas, themes and topics to make colourful and catchy leaflets. <p>Encourage: Encourage your child to practice acts of kindness every day, no matter how small. Encourage your child to think about how their actions affect others and try to help when they see someone in need.</p> <p>Engage: Engage your child in reading stories or watching videos about people who showed great empathy and kindness, of community helpers in their neighborhood.</p> <p>Discuss: Talk with your child about why kindness makes a difference in friendships and teamwork. Share examples of ways they can show empathy at home, in school, and with friends, such as listening carefully, helping someone struggling, or including others in games.</p> <p>Encourage: Encourage your child to stay honest and true to their values, making choices they can be proud of.</p>	
<p>Mathematics</p> <p>Measurement and Capacity</p>	<p>Measurement- Capacity (l and ml):</p> <p>To know the relationships between liters and milliliters; choose and use appropriate units to estimate, measure and record measurement.</p>	<p>Share, Talk and Encourage: Give five or six containers and ask your child to estimate, measure and record their measurements. Now tell them to compare their readings and find out the difference between the capacity of any two containers.</p> <p>Encourage your child to record the measurements of a coffee cup, glasses, a large juice container, a medicine cup</p>	<p>https://kids.classroomsecret.co.uk/resource/year-3-measure-capacity-game/</p>













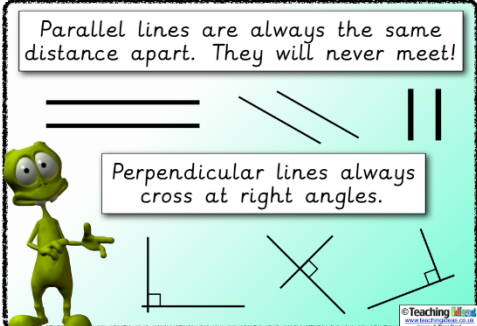




The Winchester School, Jebel Ali

Family Learning Newsletter- Year 3 March 2026




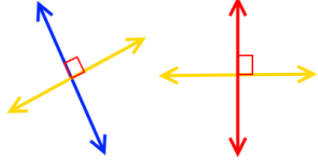
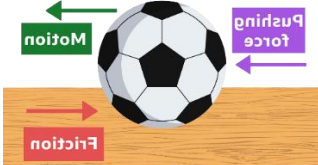
Geometry	<p>To read scales to the nearest 100 ml and also to know how many ml are equal to $\frac{1}{2}$, $\frac{1}{4}$, $\frac{3}{4}$, and $\frac{1}{10}$ of 1 litre.</p> <p>To add and subtract capacities using liters and ml.</p>	<p>and a teaspoon. Ask your child to share the capacity of each and compare the capacity of all the containers.</p> <table border="1" style="margin: 10px auto;"> <tr> <td style="text-align: center;">Container</td> <td style="text-align: center;">Bottle </td> <td style="text-align: center;">Glass </td> <td style="text-align: center;">Cup </td> <td style="text-align: center;">Mug </td> </tr> <tr> <td style="text-align: center;">Estimate</td> <td></td> <td></td> <td></td> <td></td> </tr> <tr> <td style="text-align: center;">Measurement</td> <td></td> <td></td> <td></td> <td></td> </tr> </table>	Container	Bottle 	Glass 	Cup 	Mug 	Estimate					Measurement					
	Container	Bottle 	Glass 	Cup 	Mug 													
Estimate																		
Measurement																		
	<p>To identify horizontal and vertical lines.</p>	<p>Have the child stand and raise their hands straight up in a "touchdown" referee signal. Point out that they are creating parallel lines for themselves. You can designate other signs for other geometrical ideas, such as "time out" for perpendicular lines or the "personal foul" -- arms crossed -- for intersecting lines. A game of "Simon Says" solidifies the concept at this point, with different calls for different geometrical angles.</p>	 <p>Parallel lines are always the same distance apart. They will never meet!</p> <p>Perpendicular lines always cross at right angles.</p>	<p>https://www.mathgames.com/skill/4.3-parallel-perpendicular-intersecting</p>														



The Winchester School, Jebel Ali

Family Learning Newsletter- Year 3 March 2026



		<div style="display: flex; justify-content: space-around; align-items: center;"> <div style="text-align: center;">  <p>Image A Parallel Lines</p> </div> <div style="text-align: center;">  <p>Image B Perpendicular Lines</p> </div> </div> <p>Parallel Lines: When two or more lines stay at the same distance from each other at all the points then these lines are called the parallel lines. Parallel lines never intersect each other. For example; Image A above.</p> <p>Perpendicular Lines: When two lines intersect each other at right angle (90°) then these lines are called perpendicular lines. For example; Image B above shows two sets of perpendicular lines.</p>	
<p>Science</p>	<p><u>Forces</u></p> <p>To compare and describe the movement of objects on different surfaces.</p> <p>To explain why certain surfaces are best suited for specific tasks.</p>	<p>Talk to your child about forces using everyday actions such as pushing and pulling toys. Help them observe how the same object moves differently on the floor, carpet, or grass.</p> <p>Encourage your child to experiment with real-life materials. Ask them to observe which surfaces create more friction and talk about how this affects movement.</p> <p>Encourage your child to research and share why certain surfaces are used for different jobs, such as rough shoes for grip, smooth slides for speed, or carpets to stop slipping.</p>	<p>Moving on different surfaces – KS2 Science curriculum - BBC Bitesize</p> 
<p>Humanities</p> <p>Geography</p>	<p>To explore some of the counties of the United Kingdom</p>	<p>Share with your child what a county is.</p> <p>Talk about the counties of the United Kingdom.</p>	<p>Around the Counties.pdf</p> <p>Key vocabulary: country, city, town, village, county</p>



The Winchester School, Jebel Ali

Family Learning Newsletter- Year 3 March 2026



The United Kingdom: Around the Counties		Encourage your child to research some counties on a map of the United Kingdom. For example, the counties London, Edinburgh, Cardiff, Belfast, Skara Brae and Stonehenge are in.	
Arabic for Arabs	<p>ثروة من نصف درهم أن يحدد عناصر القصة أن يحلل عناصر القصة أن يفسر التلميذ المفردات الجديدة في القصة أن يقرأ التلميذ قراءة جهرية سليمة مراعياً التنغيم والضبط السليم أن يجيب التلميذ عن أسئلة تظهر فهمه للفكر الرئيسية والفكر الفرعية مستعيناً بالنص أن يصف الشخصية وصفاً داخلياً وخارجياً أن يقرأ قراءة جهرية سليمة مراعيًا التنغيم والضبط السليم أن يجيب عن أسئلة تظهر فهمه للفكر الرئيسية والفكر الفرعية أن يجمع كلمات من محيط لغوي واحد موضعاً الفرق في دلالاتها التاء المربوطة والتاء المفتوحة والهاء أن يميز بين التاء المربوطة والتاء المفتوحة والهاء أن يكتب التاء المربوطة والتاء المفتوحة والهاء بشكل صحيح</p>	<p>يستطيع السيد ولي الأمر أن يساعد التلميذ عن طريق حث التلميذ على استخدام الكلمات الجديدة في تعبيراته داخل المنزل مساعدة التلميذ على القراءة السليمة لقصة ثروة من نصف درهم مساعدة التلميذ في الربط بين خبراته ومعلوماته السابقة وبين ما يتعرفه من معلومات جديد مساعدة التلميذ في كيفية جمع كلمات من المحيط الذي حوله وتوظيفها في سياقات جديدة تدريب الطالب على إلقاء القصيدة إلقاءً صحيحاً مع تمثيل المعنى في نبرات الصوت حث التلميذ على معاونة الغير. يمكن لولي الأمر الدخول من خلال الرابط المرفق لموقع قناة اللغة العربية والتربية الإسلامية الخاص بمدرسة ونشستر ومتابعة التسجيلات الخاصة بالدروس ومشاركتها مع التلميذ وتدوين ما تعلمه في دفتره المدرسي</p>	<p>قناة اللغة العربية والتربية الإسلامية بمدرسة ونشستر</p>
Arabic for Non-Arabs	<p>The Jobs (المهنة) - To create long sentences about the jobs - To describe your favorite job using new vocabulary and some structure. - use the adverb of the place. - To express his opinion in his favorite job.</p>	<p>In every lesson, we provide the students with new words with their meanings to help your child memorize and use sentences of his/her own. Ask your child to speak about his favorite job. Ask your child to describe the place of jobs and the job which he hopes to be.</p>	<p>Arabic and Islamic YouTube Channel</p>



The Winchester School, Jebel Ali

Family Learning Newsletter- Year 3 March 2026



	- To create a sentence to describe the place of jobs	Go through the links on the Arabic YouTube channel so that you can help your child learn more at home about the topic.	
Islamic for Arabs	<p>آداب الطعام أن يحلل آداب الطعام في الإسلام أن يبين كيفية تناول الطعام أن يحفظ دعاء قبل وبعد الطعام</p> <p>السيدة فاطمة أن يبين نسب السيدة فاطمة أن يوضح دور السيدة فاطمة في حماية النبي أن يستنتج أهم صفات السيدة فاطمة</p>	<p>مساعدة التلميذ في معرفة آداب الطعام مساعدة التلميذ في معرفة الأدعية قبل وبعد الطعام مساعدة التلميذ في معرفة فوائد الإلتزام بآداب الطعام مساعدة التلميذ في معرفة نسب السيدة فاطمة مساعدة التلميذ في معرفة دور السيدة فاطمة في حماية النبي مساعدة التلميذ في معرفة صفات السيدة فاطمة</p>	<p>قناة اللغة العربية والتربية الإسلامية بمدرسة ونشستر</p>
Islamic for Non-Arabs	<p>Surat al-Qadr To read Surat al-Qadr correctly To explain the vocabulary of the Surah . To explain the virtues of Laylat Al-Qadr</p> <p>Prayer upon the prophet PBUH To memorize the noble Hadith To mention the virtues of sending prayers and blessings upon the prophet (PBUH) To apply the guidance of the Noble hadith</p>	<ul style="list-style-type: none">• Read together regularly: Read <i>Surat al-Qadr</i> with your child at home and help them practise correct pronunciation.• Explain key words simply: Talk about the meanings of important vocabulary using simple language and real examples.• Highlight the virtues: Discuss the importance and rewards of <i>Laylat Al-Qadr</i> and encourage good deeds during this blessed night.• Practice together at home: Help your child memorize the noble Hadith by repeating it together daily.• Talk about the virtues: Discuss the rewards of sending prayers and blessings upon Prophet Muhammad ﷺ in simple words.• Encourage daily application: Remind your child to say prayers upon the Prophet ﷺ in daily situations and praise them for doing so.	<p>Winchester school YouTube Channel</p>



The Winchester School, Jebel Ali

Family Learning Newsletter- Year 3 March 2026



		Go through the links on the Arabic YouTube channel so that you can help your child learn more at home about the topic.	
UAE Social Studies for Arabs	موقع بلادي الوحدة الأولي أن يتعرف مفهوم الوادي أن يحدد مصادر المياه السطحية في دولة الإمارات أن يميز بين المعالم الطبيعية وتلك التي صنعها الإنسان.	مساعدة الطالب في معرفة مفهوم الوادي مساعدة الطالب في تحديد مصادر المياه السطحية. مساعدة الطالب على معرفة أهمية المياه الجوفية.	
Physical Education Activity 1: Activity 2:	Cricket: High Catch Ball & Racquet Activities: Forehand & Backhand Striking	<u>Talk and encourage the children to do the following.</u> <u>Proper warm up</u> The students will do the proper warm up and will practice the skills with basic rules. Follow the links for the skills and rules. <u>Cooldown</u> After the game students will do proper cooldown activity.	High Catching.mp4 Backhand Striking.mp4 Forehand striking.mp4
Information and Communications Technology Digital Literacy - Internet Safety	To demonstrate an understanding of how people can connect on the internet. To explore the strategies to keep personal information safe.	Encourage your child to create a poster on Internet Safety. Guide your child to create a mind-map to show different ways by which they connect with others on the internet (e.g., social media, email, online games, video conferencing).	Who Is in Your Online Community? Common Sense Education
Music Mr. Kiko	<ul style="list-style-type: none">• Listening Skills• Playing recorders• Improving children's confidence and musicality through singing actions songs and chanting rhymes.• Reading notes	<ul style="list-style-type: none">• If humming a tune for them and asking your child to hum it back.• Encourage your child to practice 'recorder' at home.• Encourage the child to sing action songs at home.	Kinds of Notes (Year 03).mp4 Year03 Recorder Lesson Old Mc Donald.mp4



The Winchester School, Jebel Ali

Family Learning Newsletter- Year 3 March 2026



<p>Music Mr. Sunil</p>	<p>Learning how to play the song “Mary had a little lamb” on recorder</p>	<ul style="list-style-type: none"> • Let the child practice at home, even though there will be squeaking. • Be an audience. But better also check if the child is holding the recorder properly. 	
<p>Music Mr. Joyson</p>	<p>Improving child’s confidence and musicality through music rhythm reading stage 1 for beginners.</p> <p>We explore the relationship between quarter and eighth notes in 4/4 time</p>	<ul style="list-style-type: none"> • Let the child understand the music note value and clap with the notes. • Ask the child to perform it with any percussion instrument like maracas, tambourine or recorder 	<p>Year 3 -Introduction to Rhythm Reading Stage One.mp4</p>
<p>Moral, Social and Cultural Studies / Moral Education</p> <p>Unit 4: Being Strong L5: My project</p>	<p>To explore how being strong and holding on helps us progress.</p>	<p>Talk with your child about the importance of holding on when activities feel difficult.</p> <p>Share a story from your own experience or from the UAE about a person who achieved success through hard work.</p> <p>Encourage your child to keep practicing a skill they find challenging, like reading, writing, drawing, or learning a new game.</p>	<p>My Project.pdf</p> <p>Key vocabulary: hold on, be strong, progress</p>