



# The Winchester School, Jebel Ali

## Family Learning Newsletter -Year 5- March -2026



Area of Learning	Focus	Activities to help your child at home	Useful websites/Resources
<p><b>English</b></p>	<p><b>Spellings: Revision</b>  <b>Learning Objective</b>            To add the prefixes <b>un</b>, <b>inter</b>, <b>over</b> and <b>sub</b>.            To explore suffixes <b>ant</b>, <b>ment</b>, <b>less</b> and <b>ful</b>.</p> <p><b>Grammar: Revision</b>  <b>Learning Objective</b>            To explore the use of future tense in sentences.            To explore prepositional phrases.</p>	<p><b>Talk</b> and encourage the children to do the following: Discuss the rules for different spellings as mentioned in the FLN.  <b>Encourage</b> your child to make note of new words and their spellings especially by adding prefixes and suffixes, while reading books.</p> <div style="text-align: center;"> <p><b>Affixes</b>            Group of letters attach <b>before</b> and <b>after</b> the root word.</p> <p><b>un+accept+able= unacceptable</b></p> <p style="margin-left: 100px;">↑ (root word)</p> <div style="display: flex; justify-content: space-around;"> <div style="text-align: center;"> <p><b>Prefixes</b>              A group of letters placed <b>before</b> the root word.</p> </div> <div style="text-align: center;"> <p><b>Suffixes</b>              A group of letters placed <b>after</b> the root word.</p> </div> </div> </div> <p><b>Talk and encourage the children to do the following:</b>  <b>Future Tense</b>  <b>Discuss</b> the use of simple, progressive and perfect form of future tense in sentences.  <b>Encourage</b> them to practice the use of future tenses while writing sentences or paragraphs.</p>	<p><b>Practice online spelling games here:</b>  <a href="#">What are prefixes?</a></p> <p><a href="#">Spelling tests and Games</a></p> <p><a href="#">Simple Future Tense Exercise</a></p> <p><a href="#">Future Perfect Tense Exercise</a></p> <p><a href="#">Prepositional Phrases Exercises</a></p> <p><a href="#">Prepositional Phrases Exercise 2</a></p>



# The Winchester School, Jebel Ali

## Family Learning Newsletter -Year 5- March -2026



### Reading Comprehension

#### Text Level:

To explore the aspects of author’s writing style by comparing themes, characterization and settings from different books by the same author.

**The Secrets of Chocolate- Reading Comprehension Workbook**

**The Tiger Creeps By**

#### Lesson Objective:

To develop imagination of the students and build their analytical skills in Poetry.

#### Text Level:

**Revisiting Biography, Descriptive Writing/ Character Analysis based on Gaps Identified**

#### Moral Education link-

Students can create a poster to show traits of a responsible student.

## FUTURE TENSES IN ENGLISH

### FUTURE SIMPLE

Future simple: will + base form of the verb

- I **will eat** dinner.
- He **will drink** tea.
- She **will climb** the tree.
- They **will watch** TV.

### FUTURE CONTINUOUS

Future continuous: will be + present participle

- I **will be eating** dinner.
- He **will be drinking** tea.
- She **will be climbing** the tree.
- They **will be watching** TV.

### FUTURE PERFECT

Future perfect: will have + past participle

- I **will have eaten** dinner.
- He **will have drunk** tea.
- She **will have climbed** the tree.
- They **will have watched** TV.

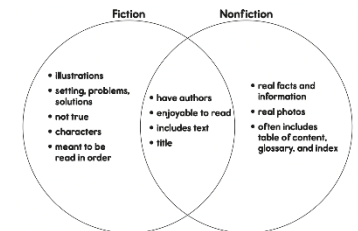
### Prepositional phrases

**Discuss** how prepositional phrases help in providing more information and interest into writing

**Encourage them to practice** the use of prepositional phrases in sentences/text using the link given in the next column.

**Discuss** and analyse the difference between Fiction and Non-Fiction.

**Encourage** your child to read the poem on page 14 and discuss the underlying theme and **discuss how** the poem juxtaposes the tiger with the lamb, highlighting contrasting





# The Winchester School, Jebel Ali

## Family Learning Newsletter -Year 5- March -2026



aspects of creation. The tiger symbolizes ferocity and fear, while the lamb represents innocence and meekness. This duality invites reflection on the coexistence of good and evil in the world. Blake’s vivid imagery— “burning bright,” “fearful symmetry”—evokes strong visual and emotional responses. The tiger’s eyes and the fire symbolize knowledge, power, and the ferocity of nature.

**Read together the non-fiction text,** ‘The Secrets of Chocolate,’ from pages 25-28. **Discuss how** Kinara Goyal’s work serves as both an informative guide and a celebration of chocolate, appealing to both casual readers and chocolate enthusiasts. Through its blend of history, science, and culinary artistry, it provides a well-rounded understanding of this beloved treat.

**Biography Writing: Research Together:** Help your child gather information about the person they are writing about. Use books, documentaries, and reputable online sources to create a timeline of key events in that person's life.

**Highlight Achievements: Encourage** your child to focus on the individual's significant contributions and impact. **Discuss** why these achievements matter and how they shaped the person’s legacy.

**Descriptive Writing: Sensory Details: Guide** your child to use all five senses in their descriptions. Ask questions like, “What does it look, smell, feel, sound, and taste like?” to help them create vivid imagery.

**Show, Don’t Tell: Encourage** your child to show emotions and scenes through actions and details rather than just stating them. For example, instead of saying "He was scared," they could describe a character's trembling hands and wide eyes.

**Character Analysis**





# The Winchester School, Jebel Ali

## Family Learning Newsletter -Year 5- March -2026



		<p><b>Identify Traits:</b> Work with your child to list the main character's traits, motivations, and conflicts. Discuss how these traits affect their decisions and relationships in the story.</p> <p><b>Textual Evidence: Teach</b> your child to support their analysis with examples from the text. Ask them to find quotes or scenes that illustrate the character's development or key moments.</p> <p><b>These activities not only enhance writing skills but also encourage critical thinking and creativity!</b></p>													
<p><b>Mathematics</b></p>	<p><b>Fraction &amp; Decimal equivalence – To read and write fractions as decimals.</b></p> <div data-bbox="347 826 875 1214" style="border: 1px solid black; padding: 10px; margin: 10px 0;"> <p style="text-align: center; color: red;"><b>Convert Fractions and Decimals</b></p> <table style="width: 100%; border-collapse: collapse;"> <tr> <td style="border: 1px solid black; padding: 5px; text-align: center;">Fractions</td> <td style="text-align: center; padding: 5px;"> <div style="background-color: yellow; padding: 5px; display: inline-block;">           Divide numerator by denominator         </div> </td> <td style="border: 1px solid black; padding: 5px; text-align: center;">Decimals</td> </tr> <tr> <td style="border: 1px solid black; padding: 5px; text-align: center;"><math>\frac{3}{4}</math></td> <td></td> <td style="border: 1px solid black; padding: 5px; text-align: center;">0.75</td> </tr> </table>   <table style="width: 100%; border-collapse: collapse;"> <tr> <td style="border: 1px solid black; padding: 5px; text-align: center;">Fractions</td> <td style="text-align: center; padding: 5px;"> <div style="background-color: yellow; padding: 5px; display: inline-block; transform: rotate(180deg);">           Write as fraction and simplify         </div> </td> <td style="border: 1px solid black; padding: 5px; text-align: center;">Decimals</td> </tr> <tr> <td style="border: 1px solid black; padding: 5px; text-align: center;"><math>\frac{2}{5}</math></td> <td></td> <td style="border: 1px solid black; padding: 5px; text-align: center;">0.4</td> </tr> </table> </div> <p style="text-align: center; font-size: 2em; color: blue; font-weight: bold; margin-top: 20px;"><b>Challenge Yourself!</b></p>	Fractions	<div style="background-color: yellow; padding: 5px; display: inline-block;">           Divide numerator by denominator         </div>	Decimals	$\frac{3}{4}$		0.75	Fractions	<div style="background-color: yellow; padding: 5px; display: inline-block; transform: rotate(180deg);">           Write as fraction and simplify         </div>	Decimals	$\frac{2}{5}$		0.4	<p><b>Share and Talk</b></p> <p>Share and talk that decimals can be compared and ordered by understanding their place value. Explain that decimals show parts of a whole, just like fractions. Ask your child to look at numbers in the tenths, hundredths, and thousandths place and talk about which value is greater or smaller. Encourage them to explain their thinking out loud.</p> <p><b>Explain</b></p> <p>Explain to your child that decimals can be written as fractions to make comparing easier. For example, 0.3 can be written as <math>\frac{3}{10}</math>, 0.35 as <math>\frac{35}{100}</math>, and 0.456 as <math>\frac{456}{1000}</math>. Share that the more equal parts a whole is divided into, the smaller each part becomes. Use place-value charts or fraction strips to show how tenths are larger than hundredths, and hundredths are larger than thousandths.</p> <p><b>Hands-On Activity</b></p> <p>Use real objects at home. For example, use a chocolate bar or paper strip. Divide one into 10 equal parts (tenths),</p> <div data-bbox="1720 1059 1912 1235" style="text-align: right; margin-top: 20px;"> </div> <div data-bbox="1720 1257 2107 1485" style="text-align: right; margin-top: 10px;"> <p><a href="https://www.ixl.com/math/grade-5/equivalent-fractions">https://www.ixl.com/math/grade-5/equivalent-fractions</a></p> <p><a href="https://www.iknowit.com/lessons/e-equivalent-fractions.html">https://www.iknowit.com/lessons/e-equivalent-fractions.html</a></p> </div>	
Fractions	<div style="background-color: yellow; padding: 5px; display: inline-block;">           Divide numerator by denominator         </div>	Decimals													
$\frac{3}{4}$		0.75													
Fractions	<div style="background-color: yellow; padding: 5px; display: inline-block; transform: rotate(180deg);">           Write as fraction and simplify         </div>	Decimals													
$\frac{2}{5}$		0.4													



# The Winchester School, Jebel Ali

## Family Learning Newsletter -Year 5- March -2026



another into 100 small parts (hundredths), and another into 1,000 tiny parts (thousandths). Show how  $5/10$  is larger than  $5/100$  even though the number 5 appears in both.

### Encourage

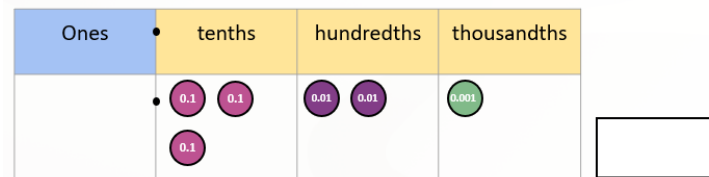
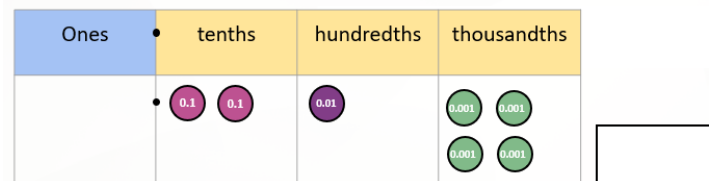
Encourage your child to compare decimals by converting them into fractions and checking the denominators. Ask questions like, “Which is greater, 0.4 or 0.35?” and guide them to explain that  $0.4 = 4/10$  and  $0.35 = 35/100$ . Have them order decimals from least to greatest and explain why.

### Real-Life Connections

Show real-life examples at home such as money (₹0.10, ₹0.25, ₹0.005), measurements, or recipes. Talk about how decimals help us compare amounts accurately in everyday life.

### Challenge:

Write the number represented in the place value chart.



Which is the greater number?



## Family Learning Newsletter -Year 5- March -2026

### Science Living Things and their Habitats

To compare the life cycle of insects and amphibians.

Comparing complete and incomplete metamorphosis.

Some fun activities to help your child explore the topic:

**Observation Activity:** If possible, find a pond or wetland area where your child can observe frogs or tadpoles. Discuss how they change from eggs to tadpoles and then into adult frogs. Discuss how amphibians control insect populations by feeding on them.

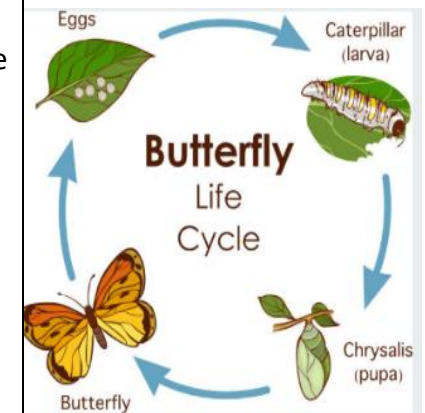
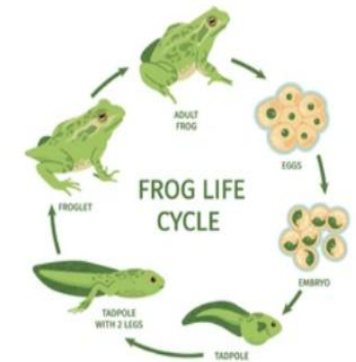
**Sorting Game:** Print or draw pictures of animals that go through complete (e.g., butterfly, beetle) and incomplete (e.g., grasshopper, dragonfly) metamorphosis. Ask your child to sort them into two groups.

**Pollination & Agriculture:** Visit a garden and observe pollinators like bees and butterflies. Explain how their life cycles contribute to food production.

**Storytelling:** Encourage your child to create a short story about an insect going through metamorphosis. Let them describe the changes in each stage.

**Role Play:** Act out the stages of metamorphosis using simple props or toys. For example, curl up like an egg, crawl like a larva, wrap up like a pupa, and fly like an adult butterfly.

<https://www.natgeokids.com/uk/discover/science/nature/frog-life-cycle/>





# The Winchester School, Jebel Ali

## Family Learning Newsletter -Year 5- March -2026



<p><b>Humanities</b></p>	<p>To explore the first civilisations</p>	<p><b>Talk</b> about the different civilisations your child has studied so far and locate them on a map of the world.</p> <p><b>Share</b> with your child what a civilisation is and create a timeline of the first civilisations.</p> <p><b>Encourage</b> your child to research the achievements of the first civilisations.</p>	<p><a href="#">The first civilisations.pdf</a></p> <p><b>Key vocabulary:</b> earliest civilisations, achievements, overview, appeared, depth study, Ancient Sumer; The Indus Valley; Ancient Egypt; The Shang Dynasty of Ancient China</p>
<p><b>Moral, Social, and Cultural Studies / Moral Education</b></p>	<p><b><u>Act Responsibly and Social Responsibility</u></b> To explore the importance of being responsible and making honest choices at home, in school, and in the community.</p> <p><b>Gems Leadership Stones</b> <u>Diamond (Integrity)</u>- Emphasizes honesty and doing the right thing even when no one is watching, which is the foundation of responsible behaviour. <u>Emerald (Compassion)</u>-Encourages caring for others and considering how actions affect people around us. <u>Labradorite (Vision)</u>-Inspires thinking ahead and making choices that lead to positive outcomes for oneself and others.</p>	<p><b>Talk</b> with your child about the meaning of responsibility linked to completing homework, caring for belongings, helping at home-and why these actions matter.</p> <p><b>Share</b> real-life examples of acting responsibly. For example, turning off lights to save energy, following safety rules and ask your child to share their own examples.</p> <p><b>Encourage</b> the creation of a “Responsibility Chart” together listing tasks like tidying up toys, feeding a pet, or finishing schoolwork, and check them off daily.</p> <p><b>Role-play</b> scenarios where your child chooses between responsible and irresponsible actions. For example, returning borrowed items vs. keeping them.</p>	<p><a href="#">Act Responsibly and Social Responsibility.pdf</a></p> <p><b>Key vocabulary:</b> trust, duties, qualities, responsible, consequences, proud, honest, society, decision, contribute</p>



# The Winchester School, Jebel Ali

## Family Learning Newsletter -Year 5- March -2026



<p><b>Arabic for Arabs</b></p>	<p>قصة جحا وحمارة والناس أن يحدد التلميذ عناصر القصة أن يميز التلميذ بين الحوار الداخلي والحوار الخارجي أن يستنتج الصفات الداخلية والخارجية لشخصيات القصة أن يحدد الدوافع وراء تصرفات الشخصية الرئيسية بالقصة</p> <p>المثنى والجمع أن يميز التلميذ المثنى ويضبطه ضبطًا صحيحًا أن يميز التلميذ الجمع ويضبطه ضبطًا صحيحًا</p>	<p>قراءة القصة وتحديد الفكرة الرئيسة والأفكار الداعمة. تحديد السمات الداخلية والسمات الخارجية لشخصيات القصة مساعدة التلميذ في تتبع تطور أحداث القصة ( البداية - والوسط - النهاية) التمييز بين الحوار الداخلي والحوار الخارجي مساعدة التلميذ في تلخيص القصة وكتابة نهاية جديدة للقصة مساعدة التلميذ في البحث عن لغويات النص بالمعجم المدرسي مساعدة التلميذ في كتابة نص سردي بأسلوبه يمكن لولي الأمر الدخول من خلال الرابط المرفق لموقع قناة اللغة العربية والتربية الإسلامية الخاص بمدرسة وينشستر ومتابعة التسجيلات الخاصة بالدروس ومشاركتها مع التلميذ وتدوين ما تعلمه في دفتره المدرسي.</p>	<p><a href="#">قناة اللغة العربية والتربية الإسلامية بمدرسة وينشستر</a></p>
<p><b>Arabic for Non-Arabs</b></p>	<p><u>الرياضات Sports</u> To describe different Sports that you can prefer (Football - Basketball – Cricket.....). To use specific expressions and forms to write about <u>Sports</u>. To express his/her opinion about Sports. To analyze a text about Sports. To create a paragraph about Sports.</p>	<p><b>Encourage</b> your child to use <u>the</u> topic vocabulary to practice his favorite Sports. <b>Encourage</b> your child to memorize his/her new vocabulary a topic from the Arabic notebook and book (dictionary). Share videos with your child about Sports in Arabic to help h speaking and writing about them.</p> <p>Go through the links on the Arabic and Islamic YouTube channel so that you can help your child learn more at home about the topic</p>	<p><a href="#">Arabic and Islamic YouTube Channel</a></p>



# The Winchester School, Jebel Ali

## Family Learning Newsletter -Year 5- March -2026







<p><b>Islamic for Arabs</b></p>	<p>أخلاق المتقين. (الوحي الإلهي) - يستنتج الطالب أن المسلم يتقي الله في كل زمان ومكان. - يستنتج الطالب أثر الحسنات في إذهب السيئات. - يُبين الطالب أن حسن الخلق من صفات المسلم صبر النبي (السيرة والشخصيات) - يستنتج الطالب جزاء الصابرين من القرآن والسنة. - يقتضي الطالب بخلق الصبر في حياته.</p>	<p>- تشجيع الطالب على حسن المعاملة مع الآخرين. - حث الطالب البحث عن مواقف في السيرة توضح أهمية وثواب احترام الكبير. - تشجيع الطالب على البحث عن أحاديث توضح مكانة الصبر في الإسلام. - تشجيع الطالب على مراقبة الله تعالى في كل أقواله وأفعاله.</p> <p>يمكن لولي الأمر الدخول من خلال الرابط المرفق لموقع قناة اللغة العربية والتربية الإسلامية الخاص بمدرسة وينشستر ومتابعة التسجيلات الخاصة بالدروس ومشاركتها مع التلميذ وتدوين ما تعلمه في دفتره المدرسي.</p>	<p><a href="#">قناة اللغة العربية والإسلامية بمدرسة وينشستر</a></p>
<p><b>Islamic for Non-Arabs</b></p>	<p><b>The patience of the Prophet</b> Students will be able to:</p> <ul style="list-style-type: none"><li>➤ Cite examples indicating the patience of the Prophet.</li><li>➤ Conclude the reward of patient people from the holy texts.</li><li>➤ Follow the example of our Prophet Muhammad in abiding by the moral of patience.</li><li>➤ Be committed to the virtue of patience.</li></ul> <p><b>Morals of the Righteous</b></p> <p>Students will be able to:</p> <ul style="list-style-type: none"><li>➤ Recite the Hadith from memory.</li></ul>	<p><b>Ways to Support Your Kids</b></p> <ul style="list-style-type: none"><li>• Be patient role models</li><li>• Teach children to wait calmly</li><li>• Encourage self-control</li><li>• Praise patient behavior</li><li>• Explain rewards of patience</li><li>• Correct impatience gently</li></ul> <p><b>Ways to Support Your Kids</b></p> <ul style="list-style-type: none"><li>• Be good role models in character</li><li>• Teach fear of Allah in daily life</li><li>• Encourage good deeds regularly</li><li>• Explain that good deeds erase bad ones</li><li>• Praise good behavior</li></ul>	<p><a href="#">Arabic and Islamic YouTube Channel</a></p>



# The Winchester School, Jebel Ali



## Family Learning Newsletter -Year 5- March -2026


	<ul style="list-style-type: none"><li>➤ Explain the overall meaning of the Hadith.</li><li>➤ Conclude that Muslims fear Allah everywhere and at all times.</li><li>➤ Infer that good deeds erase bad ones.</li></ul> <p>Show that good character is one of a Muslim's attributes</p>	<ul style="list-style-type: none"><li>• Correct mistakes kindly</li></ul>	
التربية الوطنية <b>Social Study (Arabs)</b>	الوحدة الثانية: عراقة بلادي بطولات وأمجاد يشرح أسباب ترحيب أهل منطقة الإمارات وعمان بالإسلام يقدم أمثلة لشخصيات كان لها الأثر الواضح في تاريخ (الإمارات) (المهلب بن صفرة)	مساعدة الطالب في معرفة موقع مدينة دبا وأهميتها التاريخية مساعدة الطالب في معرفة أثر بعض الشخصيات الإماراتية التاريخية	
<b>French</b>	<p><b><u>Topic: French poster creation</u></b></p> <p><u>les pronoms personnels</u> -To identify different pronouns in French.</p> <p><u>verbe être</u> -To conjugate verbe etre in present tense.</p> <p><u>les secrets de la personnalité</u> -To describe his /her personality and someone else's personality.</p>	 <p>Talk</p> <p>Ask your child to talk about his personality in French. Ask your child to describe the personality of his or her classmate using verb être with the correct pronoun.</p>  <p>Share</p> <p>Create a memory game about personality. Create a bingo game using verb (être ) and pronouns.</p>	 <p><b><u>Topic: Les pronoms personnels</u></b></p> <p><a href="https://www.languagenut.com/global/">https://www.languagenut.com/global/</a></p>  <p>Digital Language Resources for Primary &amp; Secondary Schools</p> <p><a href="#">SIGN UP</a> <a href="#">LOG IN</a></p> <p><b><u>Kindly note that all students have their login details .</u></b></p>



# The Winchester School, Jebel Ali

## Family Learning Newsletter -Year 5- March -2026



		 <div style="border: 1px solid black; padding: 5px; display: inline-block; margin: 10px 0;">Encourage</div> <p>Students to keep exploring the links given.</p>	<p><b><u>Wordwall Activity</u></b>  <a href="https://wordwall.net/resource/62112907/les-pronoms-personnels">https://wordwall.net/resource/62112907/les-pronoms-personnels</a>  <a href="https://wordwall.net/resource/596374/french/etre">https://wordwall.net/resource/596374/french/etre</a></p> <p><b><u>Quizlet Activities</u></b>  <a href="https://quizizz.com/admin/quiz/start_new/6569d5fec22ac4088ce0e720?source=search-result-page&amp;page=search-result-page&amp;arid=50ece367-cd4d-49bd-abef-0504b4b45dd7&amp;apos=-1&amp;term=personality+adjectives+in+french">https://quizizz.com/admin/quiz/start_new/6569d5fec22ac4088ce0e720?source=search-result-page&amp;page=search-result-page&amp;arid=50ece367-cd4d-49bd-abef-0504b4b45dd7&amp;apos=-1&amp;term=personality+adjectives+in+french</a></p>
<p><b>Physical Education Activity -1</b></p> <p><b>Activity - 2</b></p>	<p>The Under Arm service in Volleyball.</p> <p>Service skills in Badminton.</p>	<p><u>Talk and encourage the children to do the following:</u></p> <p><u>Proper warm up</u>          The students will do the proper warm up and will do the skills/activities with basic rules.</p> <p>Follow the links for the skills and rules</p> <p><u>Cooldown</u>          After the game/practice students will do proper cooldown activity.</p>	<p><u>Useful sites:</u>  <u>Links:</u></p> <ol style="list-style-type: none"> <li><a href="#">1. Underhand Service in VB.mp4</a></li> <li><a href="#">2. Service skills in Badminton.mp4</a></li> </ol>



# The Winchester School, Jebel Ali

## Family Learning Newsletter -Year 5- March -2026



<p><b>Information and Communication Technology</b></p>	<p><b>TOPIC :</b> Artificial Intelligence</p> <p>Introduction to Artificial Intelligence and Machine Learning, Hardware and Software</p>	<p><b>Talk</b> to children about general safety in using a computer and e-safety rules, particularly when accessing and searching the Internet.</p> <p><b>Explore the applications of AI and ML in UAE</b></p> <p>How does AI, IoT, and analytics make Dubai the city of the future.</p>	<p><a href="#">Defining Artificial Intelligence (AI): CompTIA's Future of Tech</a></p>
<p><b>Music</b> (Mr. Joyson)</p>	<p>Improving child's confidence and musicality through music rhythm reading stage 3.</p> <p>We take a deeper look at the half note and how it relates to the quarter and eight notes with quarter rest.</p>	<p>Let the child understand the music note value and clap with the notes. Ask the child to perform it with any percussion instrument like maracas, tambourine.</p> <p>Steady beat is represented by the boxes, and rhythms are represented as the notes inside the boxes. Counting the number of boxes each note uses is a great way to remember how many beats the note is worth.</p>	<p><a href="#">Year 5 -Introduction to Rhythm Reading Stage Three.mp4</a></p>
<p><b>Music</b> (Mr. Kiko)</p>	<p>Listening Skills Playing recorders Improving children's confidence and musicality through singing actions songs and chanting rhymes. Reading notes and rests</p>	<p>If humming a tune for them and asking your child to hum it back Encourage your child to practice recording at home Encourage the child to sing action songs at home. Help the child choose which other songs they know aside from the songs taught in school and let them invent their own singing actions. Encourage the child to watch the kinds of notes video</p>	<p><a href="https://www.timeout.com/new-york-kids/music/best-kids-songs">https://www.timeout.com/new-york-kids/music/best-kids-songs</a> <a href="#">Kinds of Notes and Rests.mp4</a> <a href="#">Year05 Recorder Lesson Drag Me Down.mp4</a></p>
<p><b>Music</b> (Mr. Sunil)</p>	<p>Learning how to play Ukulele. (C, F and G Chords)</p>	<p>Let the child practice at home, even though there will be difficult. Be an audience. But it is better also to check if the child is holding the Ukulele properly.</p>	



# The Winchester School, Jebel Ali

## Family Learning Newsletter -Year 5- March -2026



### Leadership Gemstones

#### Diamond- Leading with Integrity

To explain the importance of integrity in leadership and identify that honesty, responsibility, and doing the right thing—even when it’s hard—build trust and respect.

Diamonds remind us to lead with honesty and strong values. It encourages us to do the right thing, even when no one is watching. Leaders with integrity keep their promises, tell the truth, and take responsibility for their actions. When we act with integrity, others trust us and feel safe to do the same. Reflect on how honesty and fair can make a positive difference at home, school, and in the community.

#### Activity 1: Truth & Trust Challenge

Diamond represents honesty and trust. With your child, talk about one situation where telling the truth or doing the right thing might feel difficult (admitting a mistake, returning something that doesn’t belong to you, keeping a promise). Choose one action to practice this week that shows integrity.

Write one sentence to complete:

**“We showed integrity by...”**

#### Activity 2: The Responsibility Talk

Diamond leaders take responsibility for their actions. Sit together as a family and take turns sharing one time when:

- You took responsibility for a mistake
- Someone trusted you because you were honest

After each sharing, respond with supportive statements such as:

- “Thank you for being honest.”
- “That took courage.”
- “I trust you for telling the truth.”


Discuss how honesty helps build trust and respect.

#### Activity 3: My Diamond Values Poster

Talk with your child about values linked to integrity, such as honesty, fairness, responsibility, and trust.

Ask your child to choose 3 values that matter most to them. Create a mini “Diamond Values” poster using blue, silver, or sparkly colors.

Encourage your child to explain their poster to the class, sharing how these values help them lead with integrity every day.



TARHEELSTATE.com