
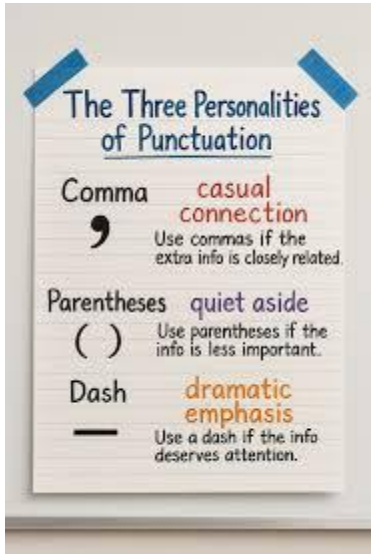




The Winchester School, Jebel Ali

Family Learning Newsletter -Year 6- March -2026



Area of Learning	Focus	Activities to help your child at home	Useful websites/Resources
<p>English</p>	<p>Spellings: To add suffixes beginning with vowel letters two words ending in “fer”</p>  <p>Punctuation: Parenthesis (Brackets, Dashes, Commas): To use parenthesis (brackets, dashes, or commas) to add extra information to a sentence.</p> <p>Grammar: Figurative devices To explore the use of different types of figurative devices.</p>	<p>Encourage your child to write the word out on a sheet of paper ensuring that it is spelt correctly, and it is large enough to trace over. Trace over the word and say it at the same time. Move next to the word you have just written and write it out as you say it. Turn the page over and write the word as you say it, and then check that you have spelt it correctly.</p> <p>Share with your child that parenthesis is a way of adding extra details or explanations to a sentence without changing the main idea.</p> <p>Talk about different reading materials they have explored.</p> <p>What are the various types of writing techniques they are aware of. If there is any particular medium of expression, they are fond of like poetry, narrative etc.</p>	<p>https://www.spellzone.com/word_lists/list-4660.htm</p>  <p>https://www.bbc.co.uk/bitesize/articles/zhpt7yc</p> <p>https://www.grammar-monster.com/lessons/parenthesis_choice_of_parentheses.htm</p> <p>https://www.bbc.co.uk/bitesize/guides/z839dmn/revision/2</p>



SECRETS OF GREAT WRITING
LITERARY DEVICES EXPLAINED!

LITERARY DEVICE	DEFINITION	EXAMPLE
Simile	A comparison using "like" or "as"	Her eyes were like shining stars
Metaphor	A comparison without using "like" or "as"	Life is a journey
Personification	Giving human qualities to non-human things	The wind whispered through the trees
Hyperbole	An exaggeration for emphasis	I've told you a million times
Alliteration	Repetition of the same sound at the beginning of words	Peter Piper picked a peck of pickled peppers
Onomatopoeia	Words that sound like what they mean	Buzz, hiss, sizzle
Irony	A contrast between what is expected and what actually happens	A fire station burning down
Foreshadowing	Hinting at what will happen later in the story	The ominous music in a horror movie
Symbolism	Using objects or actions to represent ideas or qualities	A dove as a symbol of peace
Imagery	Descriptive language that creates a picture in the reader's mind	The sun set over the ocean, painting the sky with shades of orange and pink

Text Level:

Language Analysis:

To able to state the effect of language on a reader.

To identify some language devices.

To analyse the different effects of language on a reader.

How can they use these figurative devices to impress the reader?


Discuss with your child different language devices used by authors in their writing.

Language Analysis

- Apart from writing out a whole language analysis, what can you do to study?
- Practise annotating persuasive text with specific words
- Practise writing a variety of analytical sentences
- Practise writing about a visual

Talk to your child about different words that influenced your impression in any novel.

Encourage your child to write a possible effect of using each language device in their writing.



Language Analysis

Glue your language techniques audit into your book.

RAG rate each of the techniques included on the table. Put a tick on either red, amber or green for each technique.

Bonus Challenge: Include any other techniques you know about.

Gap Analysis

To revisit authorial technique.

To recapitulate relative clauses and determiners.

Moral Education: Respecting others in the community

Encourage your child to revise the use of authorial techniques in reading comprehension.

Talk to your child about the use of relative clauses and determiners in writing.

Talk to your child about what it might mean to be a good person (while being aware that there are different ways of defining a ‘good person’)

Encourage your child to discuss some answers to the questions to develop the understanding of the novel and discuss how they have learnt to respect each other through the novel.

Mathematics BODMAS

To use the BODMAS rule to solve problems involving the 4 operations.

Order of Operations

B - Brackets

O - Orders

D - Division

M - Multiplication

A - Addition

S - Subtraction

ACTIVITY: BODMAS Dice Game helps practice mental math and order of operations.

Materials Needed: Dice, paper, and pencil.

Roll dice to generate numbers and assign operators (e.g., $\times, \div, +, -$)

to create a problem. Solve using BODMAS.

Example: Roll 4, 2, and 6 $\rightarrow (4 \times 2) + 6$

CHALLENGE:

<https://www.mathplayground.com/mathman.html>



The Winchester School, Jebel Ali

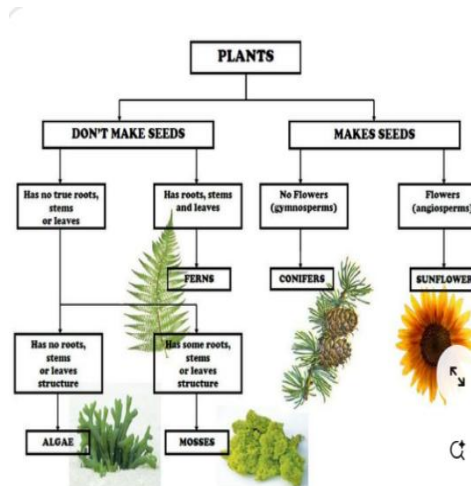
Family Learning Newsletter -Year 6- March -2026



		<div style="text-align: center;"> <p>Where in the World ?</p> <p> $(3 + 3) + (6 + 1)$ $1 + 0 \times 12 \times 2$ $11 \times 2 - 1 + 1$ $3 \times 2 + 3$ $5 - 5 + 5$ $20 - 1$ $4 \times 4 - 4$ $5 - 10 \div 10$ </p> <table border="1" style="margin-left: auto; margin-right: auto;"> <tr><td>A</td><td>B</td><td>C</td><td>D</td><td>E</td><td>F</td><td>G</td><td>H</td><td>I</td><td>J</td><td>K</td><td>L</td><td>M</td></tr> <tr><td>1</td><td>2</td><td>3</td><td>4</td><td>5</td><td>6</td><td>7</td><td>8</td><td>9</td><td>10</td><td>11</td><td>12</td><td>13</td></tr> <tr><td>N</td><td>O</td><td>P</td><td>Q</td><td>R</td><td>S</td><td>T</td><td>U</td><td>V</td><td>W</td><td>X</td><td>Y</td><td>Z</td></tr> <tr><td>14</td><td>15</td><td>16</td><td>17</td><td>18</td><td>19</td><td>20</td><td>21</td><td>22</td><td>23</td><td>24</td><td>25</td><td>26</td></tr> </table> </div> <p style="text-align: center; background-color: #00FF00; padding: 5px;">COLLINS Pupil Book 6C: Unit-11, Numbers Page: 52-57</p>	A	B	C	D	E	F	G	H	I	J	K	L	M	1	2	3	4	5	6	7	8	9	10	11	12	13	N	O	P	Q	R	S	T	U	V	W	X	Y	Z	14	15	16	17	18	19	20	21	22	23	24	25	26	
A	B	C	D	E	F	G	H	I	J	K	L	M																																											
1	2	3	4	5	6	7	8	9	10	11	12	13																																											
N	O	P	Q	R	S	T	U	V	W	X	Y	Z																																											
14	15	16	17	18	19	20	21	22	23	24	25	26																																											
<p>Science</p>	<p>Classification Keys</p> <p>To construct a branching database to sort living beings.</p>	<p>Talk to your child about the process of classifying living things into broad groups based on observable characteristics.</p> <p>Emphasize the importance of similarities and differences in this classification, covering microorganisms, plants, and animals.</p> <p>Research Allow your child some time to research and prepare a presentation using ICT tools, taking on the role of the teacher to teach you about Robert Whittaker’s Five Kingdom Classification.</p> <p>Encourage them to utilize online resources to enhance their understanding.</p>	<p>https://kids.britannica.com/students/article/dichotomous-key/624999</p> <table border="1"> <thead> <tr> <th>Veins</th> <th>Shapes</th> <th>Arrangement</th> <th>Edges</th> <th>Arrangement on the Stem</th> </tr> </thead> <tbody> <tr> <td>netlike</td> <td>hand shaped</td> <td>simple</td> <td>smooth</td> <td>alternate</td> </tr> <tr> <td>netlike</td> <td>spear shaped</td> <td>compound</td> <td>toothed</td> <td>opposite</td> </tr> <tr> <td>netlike</td> <td>heart shaped</td> <td>compound</td> <td>lobed</td> <td>whorled</td> </tr> <tr> <td>parallel</td> <td>needle</td> <td>compound</td> <td></td> <td></td> </tr> </tbody> </table>	Veins	Shapes	Arrangement	Edges	Arrangement on the Stem	netlike	hand shaped	simple	smooth	alternate	netlike	spear shaped	compound	toothed	opposite	netlike	heart shaped	compound	lobed	whorled	parallel	needle	compound																													
Veins	Shapes	Arrangement	Edges	Arrangement on the Stem																																																			
netlike	hand shaped	simple	smooth	alternate																																																			
netlike	spear shaped	compound	toothed	opposite																																																			
netlike	heart shaped	compound	lobed	whorled																																																			
parallel	needle	compound																																																					



To describe how living things are classified into broad groups according to common observable characteristics and based on similarities in their structure.



Microbes

To explain the importance of microorganisms in human life.

Engagement: Prompt your child with questions such as, "How would you categorize a group of leaves?" This encourages critical thinking and application of the classification concept. Discuss the effectiveness of different sorting questions to deepen their understanding.

Share with your child your own knowledge about how living things are classified into broad groups, reiterating the importance of observable characteristics and differences among microorganisms, plants, and animals.

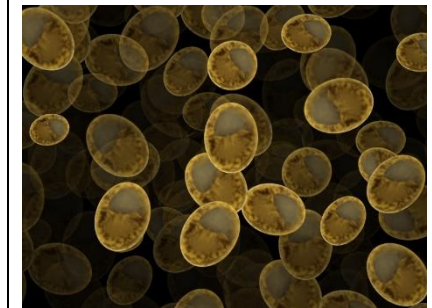
Talk with your child the role of microorganisms in our world. Explain that some microorganisms are **useful**, helping in processes like food production and medicine, while others are **harmful**, causing diseases and food spoilage. Encourage them to think about how we can manage harmful microbes without affecting the beneficial ones.

Research: Allow your child some time to research and prepare a presentation using ICT tools. Encourage them to take on the role of a teacher and explain the classification of microorganisms into helpful and harmful types. Suggest utilizing online resources to enhance their understanding.

Engagement: Prompt your child with thought-provoking questions to encourage critical thinking:

<https://kids.britannica.com/kids/article/microorganisms/476296#:~:text=Microorganisms%20are%20living%20things%20that,essential%20to%20life%20on%20Earth.>

<https://www.bbc.co.uk/bitesize/articles/zsgtrwx>





The Winchester School, Jebel Ali

Family Learning Newsletter -Year 6- March -2026



		<p>"How do we use microorganisms in daily life?" "How can we control harmful microorganisms without destroying beneficial ones?" "Can you think of natural ways to prevent the spread of harmful microbes?"</p> <p>Encourage them to explore the use of vaccines, antibiotics, proper hygiene, and food preservation techniques to manage harmful microorganisms.</p> <p>Share: Take time to share your understanding of how microorganisms are classified as useful or harmful. Discuss how scientists study microbes and develop ways to enhance beneficial ones while reducing the risks of harmful ones.</p>	
<p>Humanities History</p> <p>Viking raiders and invaders</p>	<p>To explore when and where the Vikings came from.</p> <p>Key vocabulary: Viking, raid, invade, Denmark, Norway, Sweden, Norse</p>	<p>Talk with your child about the Vikings during the Viking Age and their explorations and raids across Britain.</p> <p>Share with your child the significant events of the 'Viking Age'.</p> <p>Encourage your child to create a timeline of Viking history, write a diary entry of a day in the life of a Viking raider or create a poster containing information about the Vikings.</p>	<p>Viking raiders.pdf</p>
<p>Moral, Social and Cultural Studies / Moral Education</p>	<p>What makes a Good Person?</p> <p>To explain the qualities of a good person and be kind in our daily life.</p> <p>Key vocabulary: head, heart, hands, change.</p>	<p>Talk to your child about the meaning of 'a good person', qualities like kindness, honesty, helping others and the need to practice them every day, not only on special occasions.</p> <p>Share examples of people, family members, community helpers or famous personalities, who</p>	<p>What Makes a Good Person.pdf</p>



The Winchester School, Jebel Ali

Family Learning Newsletter -Year 6- March -2026



Change and Personal Development

To explain how people change as they grow and learning helps us improve.

are well behaved and explain why they are considered good people.

Encourage your child to observe acts of kindness around them and record **three kind actions** they notice in a day.

Ask your child to choose **acts of kindness** they can demonstrate at home and school and reflect on how they made them and others feel.

Talk to your child about the changes that take place in our personalities as we **grow older** and why change is a natural part of life. **Discuss** why being **open to learning and change** is important for personal development throughout life.

Share ways in which **learning and new experiences** help a person improve and become better.

Encourage your child to think about a time when they **changed or improved**. For example, they learned a new skill or corrected a mistake.

Ask your child to set a **personal goal** they would like to work on and share how they plan to achieve it.



[Change and Personal Development.pdf](#)



The Winchester School, Jebel Ali

Family Learning Newsletter -Year 6- March -2026



	<p>Key vocabulary: affirmation, personal, development, compliment</p> 		
<p>Arabic for Arabs</p>	<p>قصة خيالي الأولى أن يحلل التلميذ العناصر الفنية للقصة أن يحدد التلميذ السمات الداخلية والسمات الخارجية لشخصيات القصة أن يقترح التلميذ نهاية جديدة للقصة النحو أنواع خبر كان وأخواتها أن يميز التلميذ بين أغراض الجملة الاسمية وجملة كان أن يوظف التلميذ جملة كان في كتاباته الإبداعية مع الضبط وفقا لقواعد النحو</p>	<p>مساعدة التلميذ في البحث عن لغويات النص بالمعجم على الإنترنت مساعدة التلميذ في كتابة ملخص للقصة بالمنزل. مساعدة التلميذ في تحديد التلميذ الفكرة و حفظ مفردات الدرس وتوظيفها في سياقات لغوية جديدة مساعدة التلميذ في البحث عن لغويات النص بالمعجم على الإنترنت مساعدة التلميذ في كتابة كلمات بها همزة متوسطة على السطر مع بيان ب كتابتها على السطر تدريبه على إعراب وتوظيف جملة كان ذات الأغراض المختلفة في كتاباته الإبداعية مع الضبط وفقا لقواعد النحو يمكن لولي الأمر الدخول من خلال الرابط المرفق لشرح الدروس ومشاركتها مع التلميذ وتدوين ما تعلمه في دفتره المدرسي</p>	<p>الهمزة المتوسطة على السطر</p> <p>أنواع خبر كان وأخواتها</p>
<p>Arabic for non-Arabs</p>	<p>The weather (الطقس) To create sentences about the weather. To design a mind map about the four seasons. To describe the weather in the four seasons. To create a paragraph about the four seasons. To compare between two seasons.</p>	<p>Encourage your child to memorize his/her new vocabulary about the new topic the (dictionary). Share with your child articles about the weather in UAE to help him in talking and writing.</p>	<p>Arabic and Islamic YouTube Channel</p>



The Winchester School, Jebel Ali

Family Learning Newsletter -Year 6- March -2026




	<p>To use the exclamation, and preference styles with the weather.</p> <p>To express the opinion about the weather in different countries.</p> <p>To compare between the weather in UAE and another country.</p>	<p>Go through the links on the Arabic YouTube channel so that you can help your child learn more at home about the topic.</p>	
Islamic for Arabs	<p>الهجرة إلى المدينة</p> <p>أن يبين أسباب هجرة المسلمين إلى المدينة</p> <p>ان يوضح أهمية الأخذ بالأسباب</p> <p>أن يعبر عن أهمية التعاون والأمانة في نجاح الأعمال</p> <p>فاطمة بنت عبد الملك</p> <p>أن يتعرف شخصية فاطمة بنت عبد الملك</p> <p>أن يحلل النسب الشريف للسيدة فاطمة</p> <p>أن يعبر عن أثر العلم في بناء شخصية الفرد</p>	<p>مساعدة التلميذ في معرفة أسباب الهجرة النبوية</p> <p>مساعدة التلميذ في معرفة الدروس المستفادة من الهجرة</p> <p>مساعدة التلميذ في معرفة أثر العلم في بناء شخصية المسلم</p> <p>مساعدة التلميذ في معرفة نسب السيدة فاطمة بنت عبد الملك</p> <p>مساعدة التلميذ في معرفة معلومات عامة عن شخصية السيدة</p> <p>فاطمة من خلال الإطلاع على كتب السيرة النبوية</p>	<p>(104) The Winchester School - Jebel Ali Arabic & Islamic - YouTube</p>
Islamic for Non- Arabs	<p>The holy Qur'an is my intercessor</p> <p>Students will:</p> <ol style="list-style-type: none">1- Explain the definition of "intercessor"2- Analyze the rights of the Qur'an.3- Conclude the effects of applying these rights <p>Create a plan on how to make Qur'an your intercessor on the day of Judgement</p>	<p>Please encourage your child to Memorize Surat An-Nazi'at applying Tajweed rules.</p> <p>Read about the importance of reading Qur'an and applying its teachings.</p> <p>Go through the links on the Arabic and Islamic YouTube channel so that you can help your child learn more at home about the topics</p>	<p>Arabic and Islamic YouTube Channel</p>



The Winchester School, Jebel Ali

Family Learning Newsletter -Year 6- March -2026



<p>UAE (for Arabs)</p>	<p>الشيخ زايد فارس البيئة يستنتج أهمية التنمية المستدامة يناقش جهود الباني المؤسس في تطبيق الممارسات البيئية لتحقيق التنمية المستدامة</p>	<p>مساعدة الطالب في معرفة جهود الإمارات لا سيما الباني المؤسس في تحقيق أهداف التنمية المستدامة</p>	
<p>French</p>	<p><u>Topic: Chez moi</u> 1- ma maison By the end of this lesson, you will be able to: identify the parts of the house and use accurately possessive adjectives. To identify different rooms of the house. To apply the possessive adjective.</p> <p>2- Ma chambre By the end of the lesson, you will be able to describe your bedroom .</p>	<p> Talk</p> <p>Ask your child to find out the different pieces of the house in French AND describe his bedroom</p> <p> Share</p> <p>Create a presentation or poster to describe where he /she lives (in a town/in a city or a village ----) Create a mind map to name different pieces of the house</p> <p> Encourage</p> <p>Students to keep exploring the links given.</p>	<p> <u>Topic: Chez moi</u> https://wordwall.net/en-gb/community/ma-maison https://quizizz.com/admin/quiz/625f9d3ae8bd88001e3489cf/la-maison?createdByMe=true&searchLocale=WordwallActivity <u>Wordwall Activity</u> https://wordwall.net/resource/9421375/french/ma-maison <u>Quizlet Activities</u> https://wayground.com/admin/quiz/636cbf13ac5951001d3c312b/ma-maison https://wayground.com/admin/quiz/60354186a6e09b001f6767f1/ma-chambre</p>
<p>Physical Education</p> <p>Activity -1</p>	<p>Badminton – Serve/returns</p>	<p><u>Talk and encourage the children to do the following:</u></p> <p><u>Proper warm up</u> The students will do the proper warm up and will practice the skills with basic rules.</p>	<p><u>Useful sites:</u> Links: Badminton - serve Badminton -returns</p>



The Winchester School, Jebel Ali

Family Learning Newsletter -Year 6- March -2026



<p>Activity - 2</p>	<p>Badminton– forehand/backhand drive</p>	<p>Follow the links for the skills and rules</p> <p><u>Cooldown</u> After the game students will do proper cooldown activity.</p>	<p>Badminton – forehand/backhand drive Badminton – rules of doubles game</p>
<p>Information and Communication Technology</p>	<p><u>Topic – Spreadsheet</u></p> <p>Develop spreadsheet proficiency by analysing data for real world applications.</p>	<p>Discuss about Fitness</p> <p>Getting healthy can mean different things for different people. For some, it's about eating a balanced diet. For others, it's about exercising and getting fit. Excel can help you plan, track, and organize your health and fitness goals with a robust offering of free and premium templates.</p> <p>Challenge to Create their diet and exercise plan using a spreadsheet.</p> <p>Encourage Other ways to track health of grandparents in Excel.</p> <p>Basic medication log - Keep track of medications with this comprehensive log template that tracks dosage, instructions, purpose, side effects, physician, pharmacy, and other details.</p>	<p>https://support.microsoft.com/en-us/office/track-your-health-and-fitness-goals-in-excel-322af086-734b-4837-ba4f-410c6bceccd4</p>
<p>Music (Mr. Joyson)</p>	<p>Improving child’s confidence and musicality through music rhythm reading intermediate level.</p> <p>We look at dotted quarter notes, single eighth notes, and the eighth rest. We also get to see our beats split in half, adding a</p>	<p>Let the child understand the music note value and clap with the notes. Ask the child to perform it with any percussion instrument like maracas, tambourine.</p>	<p>Year 6 -Introduction to Rhythm Reading intermediate level.mp4</p>



The Winchester School, Jebel Ali

Family Learning Newsletter -Year 6- March -2026



	<p>new challenge to our rhythm reading!</p>	<p>Steady beat is represented by the boxes, and rhythms are represented as the notes inside the boxes. Counting the number of boxes each note uses is a great way to remember how many beats the note is worth.</p>	
<p>Music (Mr. Kiko)</p>	<p>Listening Skills Playing recorders Improving children’s confidence and musicality through singing actions songs and chanting rhymes. Reading notes and rests</p>	<p>If humming a tune for them and asking your child to hum it back Encourage your child to practice recorder at home Encourage the child to sing action songs at home. Encourage the child to watch the kinds of notes video</p>	<p>https://www.timeout.com/new-york-kids/music/best-kids-songs Kinds of Notes and Rests.mp4 Year06 Recorder Count On Me.mp4</p>
<p>Music (Mr. Sunil)</p>	<p>Learning how to play Ukulele Chords C, F, Am and G</p>	<p>Let the child practice at home, even though there will be difficult. Be an audience. But it is better also to check if the child is holding the Ukulele properly.</p>	
<p>Leadership Gemstones- Diamond</p>	<p>Leading with Integrity</p> <p>To understand the importance of being honest, responsible, and trustworthy in everything we do — at home, in school, and in the community.</p> <p>To recognise that integrity means doing the right thing even when no one is watching, keeping promises, owning our actions, and making choices that reflect strong values.</p> <p>To encourage students to build confidence as leaders by speaking the truth, making fair</p>	<p>Encourage –Empathy Calendar Ask your child to create a simple weekly or monthly calendar. Each day, they draw or write one action that shows integrity — being honest, responsible, and doing the right thing even when nobody is watching.</p> <p>Daily Integrity Prompts (Examples):</p> <ul style="list-style-type: none"> ▪ I admitted a mistake and tried to fix it. ▪ I completed a task responsibly without being reminded. ▪ I chose to be fair, even when it wasn’t the easiest choice. ▪ I treated others respectfully, even in a challenging moment. 	



The Winchester School, Jebel Ali

Family Learning Newsletter -Year 6- March -2026



decisions, and showing consistency between their words and actions.

End-of-Week Reflection

- Which action made you feel most proud of your integrity? Why?
- Was there a moment when doing the right thing felt hard? What helped you choose it anyway?

Share –Ask your child to help with a simple task at home—such as organising a small space, setting the table, or sorting items.

Encourage- Encourage your child to take ownership of the task by doing it properly the first time, showing care, and keeping their promise to complete it.

Talk: Discuss how being responsible at home is similar to showing integrity at school