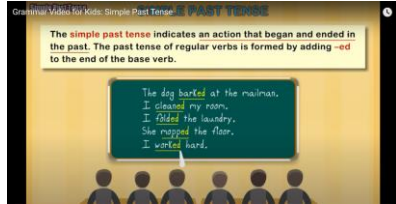





The Winchester School

Year 2 Family Learning Newsletter October- 2021



Area of learning	Focus	Home activities/How can you help your child at home.	Useful websites
Literacy	<p>Spelling To identify and spell words where // sound is spelt 'el' // sound is spelt 'al' // sound is spelt 'il'</p> <p>Grammar</p> <ul style="list-style-type: none"> To use past tense in sentences, accurately. To use adjectives to describe nouns. <p>Text Level</p> <p>Poems</p> <ul style="list-style-type: none"> To explore elements of Poetry. To use rhyme and alliteration in poems. To understand that poetry is written in verses/stanzas and not paragraphs. 	<p>Encourage the child to find words while they read stories which follow the rules mentioned. Help your child use these words to create their own sentences.</p> <p>Ask your child to think of the regular activities he/she does during the day. Encourage them to write those down using past tense. For example: I <u>brushed</u> my teeth.</p> <p>Talk to your child about poems. Encourage your child to write about a favourite animal or toy. Share the poem with friends who visit. Read/Recite a poem to your child. Analyse the feeling of the poet. Identify rhyme and alliteration. Talk about the effects of these in poems</p>	<p>Phonics</p> <p>// sound spelt as al, el</p> <p>Phonics ee ur ow wh y au</p> <p>Past Tense</p>  <p>Rhyme Time</p>  <p>Stories and Poems creator</p>



The Winchester School

Year 2 Family Learning Newsletter October- 2021



Dairy Entry

- To explore diaries.
- To understand that diaries are written to tell about feelings and thoughts.

Moral education Affection and Appreciation

To foster an appreciation for the value of the UAE's identity.

To engage in imaginative play and create poem.

Talk about how poems are written using imagination and creativity.

Encourage children to create poems using their own imagination and ideas from books read.

Share your ideas to create a poem together with your child.

Talk about past experiences and memories.


Encourage your child to express thoughts and feelings about a particular event and to write briefly describing the same.

Share family photos examples of diaries in stories and books.



Game Link

[Diaries](#)
[Features of Diaries](#)





The Winchester School

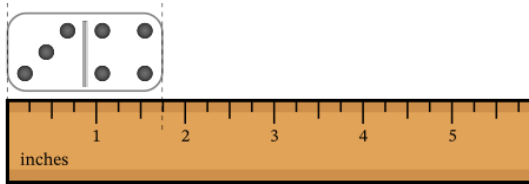
Year 2 Family Learning Newsletter October- 2021



Numeracy

To measure and compare the length of different objects by using standard units of measurement (cm)

Talk to your child about different measuring tools like ruler, measuring tape etc. Encourage them to read numbered division on them.
Encourage your child to measure the length of objects like table and shelves, height of his/her siblings and friends in cm using a measuring tape.



Encourage your child to measure the height of his/her siblings and friends in cm using a measuring tape

Which symbol means 'is less than'/'is greater than'/'is equal to'?

Which measurement is the shortest/longest? How do you know?

Identify, describe the properties of 2-D shapes and find more than one line of symmetry.

Encourage your child to identify lines of symmetry in 2D shapes presented in different orientations. He/she should know that some **shapes have more than one line of symmetry**. Ask him/her to look at these regular shapes and think about how many lines of symmetry they can find. Again, it is helpful for them to cut out the shapes and fold them in half, then look at how many folds they have made.

[Measuring Length](#)

[Length-Measurement](#)

[Length in cm](#)

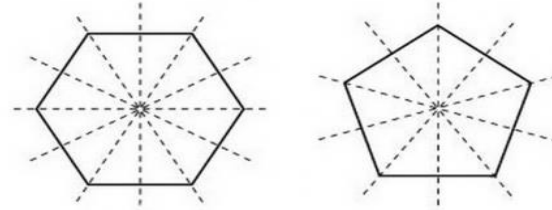


The Winchester School

Year 2 Family Learning Newsletter October- 2021



Identify, describe the properties of 3-D shapes



QUESTIONS TO ASK

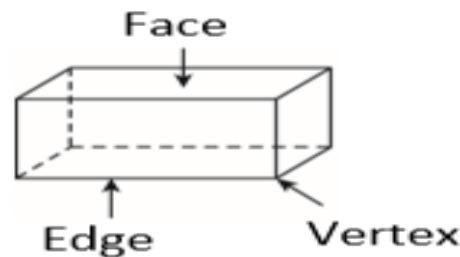
What is that shape called?
How do you know?

Which 4-sided shapes
can you name?

How many
sides/vertices does
a triangle/pentagon/
hexagon/octagon have?

Which shapes have
a line of symmetry
and which do not?

Talk to your child that 3-D shapes are made up of faces, edges and vertices.



[Symmetry Matching](#)

[Symmetry Sorting](#)

[worksheet-draw-line-symmetry/](#)

[2D shapes](#)



The Winchester School

Year 2 Family Learning Newsletter October- 2021



	<p>Understand that halving is the inverse of doubling and derive and recall doubles of all numbers to 20, and the corresponding halves.</p>	<p>At home or at a supermarket ask your child to point at a shape that has more than 6 edges, a shape that has a circular face, a shape that has only three faces, etc.</p> <p>Encourage your child to find double of a given number by counting a set of objects or by using the rule of adding the same number to itself e.g. $7+7=14$</p> <p><u>Challenge:</u></p> <div data-bbox="856 695 1461 1101" data-label="Image"> </div>	<p>2D shapes wk sh</p> <p>3D shapes</p> <p>Properties of 3D shapes</p> <p>doubles</p> <p>doubles and halves</p>
<p>Science</p>	<ul style="list-style-type: none"> Identify that most living things live in places to which they are suited and are called habitats. 	<p>Going on a treasure hunt</p> <p>Talk to your child about the different places where they see animals and plants living. How do plants and animals survive in any habitat (place).</p> <p>Talk to your child about the different habitats in the world such as desert, forest, minibeasts.</p> <p>Share with your child pictures of different habitats or ask them to use the internet to find out more about different habitats. (Give clues – vegetation – types of trees, animals, climate etc.)</p>	



The Winchester School

Year 2 Family Learning Newsletter October- 2021



- Describe how different habitats provide for the basic needs of different kinds of animals and plants, and how they depend on one another.
- To explore different habitats such as desert, Aquatic, Forest and Arctic.
- To identify that most living things live in places to which they are suited are called habitats and explain how different Minibeasts adapt to a habitat.

Analyze the ways animals adapt to their habitats in order to more effectively catch food, stay safe from predators, and care for their young.

Ask children to think of any other ways in which animals might be dependent on plants?

Encourage children to write down all their findings and make a booklet on habitats.

Share with children examples of plants and birds co-habiting. Eg Birds nesting in trees or bushes, squirrels living in trees, owls nesting in holes in trees, butterflies laying their eggs on plants etc. Plants can provide shade and/ or protection from heavy rain as well as shelter from animals.

Share with your child magazines and newspaper cuttings where there is information on pollution which causes damages in different habitats.

Encourage: Children to research more on different types of habitats using ICT and to prepare a power point presentation on it.

[Sort living things](#)

[What is a habitat?](#)

[Are you Alive?](#)

[Survival in a habitat](#)

[Adaptation](#)

[Adaptations](#)



Arabic for
Arabs

قصة حرف الفاء والقاف والكاف
أن يحدد التلميذ شكل حرف الفاء في
الكلمات والجمل
أن يكتب التلاميذ كلمات تحوي حرف
الفاء والقاف والكاف
أن يحدد التلميذ عنوان القصة
أن يحلل الكلمات إلى مقاطع صوتية

الدعم المقدم من ولي الأمر
- يقوم ولي الأمر بمتابعة كتابة الحروف على السبورة البيضاء أو في
الدفتر.
- متابعة التلميذ في كتابة الكلمات التي تعلمها عن الحروف الجديدة .
- تقديم الفيديوهات لمساعدة التلميذ على تعرف شكل الحرف وكيفية كتابته .
تدريب التلميذ من خلال إملاء الكلمات الجديدة .

[منصة اقرأ بالعربية](#)

[قناة اللغة العربية والتربية الإسلامية بمدرسة
ونشستر](#)



The Winchester School

Year 2 Family Learning Newsletter October- 2021




	<p>أن يكتب التلاميذ كلمات بها حروف الفاء والقاف والكاف . أن يميز التلاميذ أصوات حروف الفاء والقاف والكاف .</p> <p>الضمائر</p> <p>أن يحدد التلاميذ ضمائر المتكلم أن يستخدم التلاميذ الضمائر في جملة مفيدة أن يحدد التلاميذ ضمائر المخاطب أن ينشئ التلاميذ جملاً مستخدمين ضمائر المخاطب</p>	<p>يمكن لولي الأمر الدخول من خلال الرابط المرفق لموقع قناة اللغة العربية والتربية الإسلامية الخاص بمدرسة ونشستر ومتابعة التسجيلات الخاصة بالدروس ومشاركتها مع التلميذ وتدوين ما تعلمه في دفتره المدرسي.</p>	<p>حرف القاف</p>
<p>Arabic for Non-Arabs</p>	<p>My school and my Class</p> <ul style="list-style-type: none">-To use (this is) ((هذا – هذه)) with the new words.- To Make a dialogue in Arabic about the school.- To conjugate the verb with the pronouns in sentences.- To create sentences about school and class.- To describe the school and class with the different adjectives.	<p>In every new lesson, we provide new words with its meanings. Help your child to memorize them and using them in sentences on his/her own.</p> <p>Ask your child to describe the school and class.</p> <p>Ask your child to write the new words.</p> <ul style="list-style-type: none">- Tell your child to make a dialogue with you in Arabic about school and class. <p>Go through the links on the Arabic and Islamic YouTube channel so that you can help your child learn more at home about the topic</p>	<p>Learn Arabic Writing Courses for Learning Arabic Arabic Activities Learn Arabic For Kids Arabic alphabets Learn New Arabic Vocabulary I Read Arabic Arabic and Islamic YouTube Channel</p>
<p>Islamic for Arabs</p>	<p>سورة الفيل</p> <p>أن يلتزم التلميذ آداب التلاوة أن يميز التلميذ معاني المفردات الجديدة أن يوضح التلميذ المعنى الإجمالي للسورة</p> <p>أركان الإسلام</p> <p>أن يشرح التلميذ أركان الإسلام</p>	<p>مساعدة التلميذ في حفظ السورة من خلال المصحف المعلم حث وتشجيع التلميذ على الالتزام بأداب التلاوة الالتزام بالأخلاق الحسنة قولاً وفعلاً تصميم شجرة توضح اسم ووالد وجد الرسول صلى الله عليه وسلم.</p> <p>يمكن لولي الأمر الدخول من خلال الرابط المرفق لموقع قناة اللغة العربية والتربية الإسلامية الخاص بمدرسة ونشستر ومتابعة التسجيلات الخاصة</p>	<p>سورة الفيل - للأطفال أركان الإسلام</p> <p>مولد الرسول</p>



The Winchester School

Year 2 Family Learning Newsletter October- 2021






	<p>ان يميز التلميذ ما يرشد إليه الحديث الشريف مولد الرسول صلى الله عليه وسلم أن يتعرف التلميذ قصة مولد الرسول صلى الله عليه وسلم أن يوضح التلميذ نسب الرسول صلى الله عليه وسلم</p>	<p>بالدروس ومشاركتها مع التلميذ وتدوين ما تعلمه في دفتره المدرسي.</p>	<p>قناة اللغة العربية والتربية الإسلامية بمدرسة ونشستر</p>
<p>Islamic for Non- Arabs</p>	<p>Lesson1: Truthfulness is the way to paradise. To explain the concept of truthfulness and that of falsehood. To conclude the reward of truthfulness.</p> <p>Lesson2: Surat ul Ma'un To memorize the Surah. To explain the overall meaning of the surah. Lesson3: My prayer is the light of my life. To list the obligatory prayers. To explain the importance of prayer</p>	<ul style="list-style-type: none">- Talk to your child about the importance of being truthful and telling the truth.- Explain to your child the truthfulness and falsehood and their consequences.- Encourage your child to memorize Surat ul Ma'un and keep revising Surat un Nasr as well not to forgive it.- Share with your child the meaning of the verses of Surat ul Ma'un.-Encourage your child to perform prayer on time.-Talk to him or her about the value and virtues of prayer as a pillar of Islam. <p>Go through the links on the Arabic and Islamic YouTube channel so that you can help your child learn more at home about the topic</p>	<p>Surat Al Ma'un</p> <p>Telling the Truth</p> <p>Nasheed - My Five Daily Prayers</p> <p>Learn How To Pray</p> <p>Arabic and Islamic YouTube Channel</p>
<p>Humanities History</p>	<p>History: The Great Fire of London</p> <p>➤ The Events of the Great Fire</p>	<p>Talk to your child about the Great Fire of London, how it started and spread.</p> <p>Encourage your child to research the events of The Great Fire of London.</p> <p>Talk about the sources of evidence that historians have used to find out about The Great Fire of London.</p>	 <p>https://www.youtube.com/watch?v=Er3GKw8Z3R4</p>



The Winchester School

Year 2 Family Learning Newsletter October- 2021



<p>Geography</p>	<ul style="list-style-type: none"> ➤ How do we know about the fire? <p>Geography: Mapping Skills</p> <ul style="list-style-type: none"> ➤ Atlas skills -The World ➤ Atlas skills -The United Kingdom 	<p>Share with your child the information about Samuel Pepys and his diary.</p> <p>Talk to your child about the use of atlases and globes to locate the world’s seven continents, five oceans, the UAE, their home countries and other places around the world.</p> <p>Share with your child the key features of an atlas and how the index helps to find the correct page for information in an atlas.</p> <p>Encourage your child to use alphabetical order in an atlas to find places and countries in the UK, the UAE and in their home countries.</p>	<p>https://www.youtube.com/watch?v=aXp3FhbPawQ</p> <p>https://www.fireoflondon.org.uk/browse-the-collection/</p>  
<p>UAE Social Studies</p>	<ul style="list-style-type: none"> ➤ My Community- My School <p>Key vocabulary: classroom, community, emblem, uniform, identity</p>	<p>Talk to your child about the different communities they belong to.</p> <p>Share with your child the school community they belong to and the importance of uniforms and emblems.</p> <p>Encourage your child to research other communities.</p>	 <p>https://www.youtube.com/watch?v=IGC0zxgRNJQ</p> <p>https://www.youtube.com/watch?v=ESCf9FOrx2c</p>



The Winchester School

Year 2 Family Learning Newsletter October- 2021



➤ UAE Culture

Key vocabulary: Muslims, Islam, Mohammad (PBUH), Quran, respect, modest, halal , ayala dance, embroidery, heritage village, calligraphy, literature, saluki dogs.

➤ UAE Heritage and traditions

Key vocabulary: heritage village

Talk to your child about the culture of the UAE and the importance of art in a culture.



Share with your child the



different traditions followed in the UAE.

Why are animals important and why are they used in Emirati culture?

Encourage your child to research important facts about the Sheikh Zayed Grand Mosque, the Al Badiyah Mosque in Fujairah and the Grand Mosque in Dubai.

<https://www.youtube.com/watch?v=df0iAZ8lwiQ>



Figure 52 Grand Mosque in Sharjah






Figure 60 Al Badiyah Mosque



The Winchester School

Year 2 Family Learning Newsletter October- 2021





<p>Physical Education</p>	<p><u>Body balance workout:</u></p> <p>During BODYBALANCE the focus is on improving functional core strength, enhancing joint mobility and creating a sense of wellbeing and calm, not calorie-burn.</p> <p><u>Strength workout:</u></p> <p>Strength exercise, or resistance training, works your muscles by using resistance, like your own body weight. This type of exercise increases lean muscle mass, which is particularly important for weight loss, because lean muscle burns more calories than other types of tissue.</p> <p><u>Flexibility workout:</u></p> <p>To improve mobility, posture, muscle</p>	<p><u>Talk and Encourage the children to do the following:</u></p> <ul style="list-style-type: none"> • One leg balance • Jump and land on one foot. • Hopping • Walking on the straight line. • Hold the body in T position.  <p><u>Talk and Encourage the children to do the following:</u></p> <ul style="list-style-type: none"> • Squats • Sit-ups • Leg raises • Superman position • Jumping on the spot.  <p><u>Talk and Encourage the children to do the following:</u></p> <ul style="list-style-type: none"> • Side bends • Cat stretches • Standing hamstring stretch 	<p><u>Useful sites:</u></p> <p>www.pecentral.org</p> <p>https://www.youtube.com/watch?v=uy5pnX4xAuw</p> <p>www.pecentral.org</p> <p>https://www.youtube.com/watch?v=OoG005_yvQg</p> <p>www.pecentral.org</p> <p>https://www.youtube.com/watch?v=oc4QS2USKmk</p>
----------------------------------	---	---	---



The Winchester School

Year 2 Family Learning Newsletter October- 2021




	<p>To improve mobility, posture, muscle coordination, reduce the risk of injuries and muscle soreness. It even leads to a better overall “shape”.</p> <p><u>Jumping workout:</u></p> <p>Focus is on to improve their jumping/reach ability by doing different kind of jumping and explosive exercises. This high-intensity workout helps build speed, power, and cardiovascular fitness. It targets the glutes, quads, and calves.</p>	<ul style="list-style-type: none"> • Side reach and stretch • Alternate toe touch • Superman stretches  <p><u>Talk and Encourage the children to do the following:</u></p> <ul style="list-style-type: none"> • Tuck jump • Depth jump • Star jump • Broad jump • Jumping jacks 	<p>www.pecentral.org</p> <p>https://www.youtube.com/watch?v=LWQxUoHtoVo</p>
<p>Music Year02 (Sunil)</p>	<p>Read and play Musical notes with the help some words (Bee, Glow- worm, Butterfly and caterpillar)</p>	<ul style="list-style-type: none"> •Let the Children play the rhythm with the help of words by clapping (Bee, Glow- worm, Butterfly and caterpillar) <p>Ask the child to read and play the musical notes without the word support</p>	
<p>Music Year02 (Kiko)</p>	<ul style="list-style-type: none"> •Improving children’s confidence and musicality through singing 	<ul style="list-style-type: none"> •Let the children sing action songs at home. •Ask the child to perform the songs we learned in school. 	<p>https://www.youtube.com/watch?v=di8Fg2zzaWU</p>



The Winchester School

Year 2 Family Learning Newsletter October- 2021



	actions songs and chanting rhymes	<ul style="list-style-type: none"> •Help the child choose which other songs they know aside from the songs taught in school and let them invent their own singing actions. 	
Information technology	<p>To format the font and its size, colour and style in a word document.</p> <p>To resize and position online pictures and text.</p> <p>To be able to format the information into columns</p> <p>To position and resize objects for an effective layout.</p>	<p>Share with your child pictures of different types of text in magazines, newspapers and pamphlets.</p> <p>Encourage children to explore the tools in MS word and create some bookmarks or invites or posters.</p> <p>Talk about the purpose of different fonts, colours and layouts inorder to create an attractive document.</p>	<p>Cute Bookmark template</p> <p>Book Mark templates</p> <p>Posters template</p> <p>Using MS word on Laptop</p> <p>Using Ms Word app on Ipad</p>
Moral Education	<p>Topic: Everyone around me</p> <ul style="list-style-type: none"> ➤ To identify important people and relationships as well as their roles. ➤ To understand the role of family and friends and to have them caring for one another. <p>Topic: Affection and Appreciation</p> <ul style="list-style-type: none"> ➤ To understand and talk about oneself in positive terms. 	<p>Talk to your child about relationships in the family.</p> <p>Share with your child about the importance of family in the society.</p> <p>Encourage your child to research about families in different cultures around the world.</p> 	<p>We are a family</p> <p>The importance of family</p>



The Winchester School

Year 2 Family Learning Newsletter October- 2021

